

INDEPENDENT AUDITOR'S REPORT

To the Members of JPR Labs Private Limited

Report on the Audit of the Financial Statements**Opinion**

We have audited the accompanying financial statements of JPR Labs Private Limited ("the Company"), which comprise the Balance sheet as at March 31, 2024, the Statement of Profit and Loss, including the statement of Other Comprehensive Income, the Cash Flow Statement and the Statement of Changes in Equity for the year then ended, and notes to the financial statements, including a summary of material accounting policies and other explanatory information.

In our opinion and to the best of our information and according to the explanations given to us, the aforesaid financial statements give the information required by the Companies Act, 2013, as amended ("the Act") in the manner so required and give a true and fair view in conformity with the accounting principles generally accepted in India, of the state of affairs of the Company as at March 31, 2024, its loss including other comprehensive loss, its cash flows and the changes in equity for the year ended on that date.

Basis for Opinion

We conducted our audit of the financial statements in accordance with the Standards on Auditing (SAs), as specified under section 143(10) of the Act. Our responsibilities under those Standards are further described in the 'Auditor's Responsibilities for the Audit of the Financial Statements' section of our report. We are independent of the Company in accordance with the 'Code of Ethics' issued by the Institute of Chartered Accountants of India together with the ethical requirements that are relevant to our audit of the financial statements under the provisions of the Act and the Rules thereunder, and we have fulfilled our other ethical responsibilities in accordance with these requirements and the Code of Ethics. We believe that the audit evidence we have obtained is sufficient and appropriate to provide a basis for our audit opinion on the financial statements.


Emphasis of Matter

During the year, the Income Tax Department ('the department') had conducted a search under section 132 of the Income Tax Act, 1961 ('the Act') on holding Company's registered office, corporate office, few of its manufacturing locations, residence of few of its employees/key managerial personnel, other premises and few of its group entities.

The Income Tax Department consequent to search on holding company, has also issued notices under Section 148 of the Income Tax Act 1961 which requires the Company to furnish income tax returns in response to notice under Section 148 of the Act for the assessment years 2020-21, 2021-22 and 2022-23. The Company has filed income tax returns in response to such notices under section 148 of the Act. Based on the returns filed in response to section 148 and the assessment made by the management and its tax advisor, the Company is of the view that no material adjustments are required to be made in these financial statements.

Other Information

The Company's Board of Directors is responsible for the other information. The other information comprises the information included in the Board report, but does not include the financial statements and our auditor's report thereon.



S.R. BATLIBOI & Co. LLP

Chartered Accountants

Our opinion on the financial statements does not cover the other information and we do not express any form of assurance conclusion thereon.

In connection with our audit of the financial statements, our responsibility is to read the other information identified above when it becomes available and, in doing so, consider whether such other information is materially inconsistent with the financial statements or our knowledge obtained in the audit or otherwise appears to be materially misstated. If, based on the work we have performed, we conclude that there is a material misstatement of this other information, we are required to report that fact. We have nothing to report in this regard.

Responsibility of Management for the Financial Statements

The Company's Board of Directors is responsible for the matters stated in section 134(5) of the Act with respect to the preparation of these financial statements that give a true and fair view of the financial position, financial performance including other comprehensive income, cash flows and changes in equity of the Company in accordance with the accounting principles generally accepted in India, including the Indian Accounting Standards (Ind AS) specified under section 133 of the Act read with the Companies (Indian Accounting Standards) Rules, 2015, as amended. This responsibility also includes maintenance of adequate accounting records in accordance with the provisions of the Act for safeguarding of the assets of the Company and for preventing and detecting frauds and other irregularities; selection and application of appropriate accounting policies; making judgments and estimates that are reasonable and prudent; and the design, implementation and maintenance of adequate internal financial controls, that were operating effectively for ensuring the accuracy and completeness of the accounting records, relevant to the preparation and presentation of the financial statements that give a true and fair view and are free from material misstatement, whether due to fraud or error.

In preparing the financial statements, management is responsible for assessing the Company's ability to continue as a going concern, disclosing, as applicable, matters related to going concern and using the going concern basis of accounting unless management either intends to liquidate the Company or to cease operations, or has no realistic alternative but to do so.


Those Board of Directors are also responsible for overseeing the Company's financial reporting process.

Auditor's Responsibilities for the Audit of the Financial Statements

Our objectives are to obtain reasonable assurance about whether the financial statements as a whole are free from material misstatement, whether due to fraud or error, and to issue an auditor's report that includes our opinion. Reasonable assurance is a high level of assurance, but is not a guarantee that an audit conducted in accordance with SAs will always detect a material misstatement when it exists. Misstatements can arise from fraud or error and are considered material if, individually or in the aggregate, they could reasonably be expected to influence the economic decisions of users taken on the basis of these financial statements.

As part of an audit in accordance with SAs, we exercise professional judgment and maintain professional skepticism throughout the audit. We also:

- Identify and assess the risks of material misstatement of the financial statements, whether due to fraud or error, design and perform audit procedures responsive to those risks, and obtain audit evidence that is sufficient and appropriate to provide a basis for our opinion. The risk of not detecting a material misstatement resulting from fraud is higher than for one resulting from error, as fraud may involve collusion, forgery, intentional omissions, misrepresentations, or the override of internal control.
- Obtain an understanding of internal control relevant to the audit in order to design audit procedures that are appropriate in the circumstances. Under section 143(3)(i) of the Act, we are also responsible for expressing our opinion on whether the Company has adequate internal financial controls with reference to financial statements in place and the operating effectiveness of such controls.



S.R. BATLIBOI & Co. LLP

Chartered Accountants

- Evaluate the appropriateness of accounting policies used and the reasonableness of accounting estimates and related disclosures made by management.
- Conclude on the appropriateness of management's use of the going concern basis of accounting and, based on the audit evidence obtained, whether a material uncertainty exists related to events or conditions that may cast significant doubt on the Company's ability to continue as a going concern. If we conclude that a material uncertainty exists, we are required to draw attention in our auditor's report to the related disclosures in the financial statements or, if such disclosures are inadequate, to modify our opinion. Our conclusions are based on the audit evidence obtained up to the date of our auditor's report. However, future events or conditions may cause the Company to cease to continue as a going concern.
- Evaluate the overall presentation, structure and content of the financial statements, including the disclosures, and whether the financial statements represent the underlying transactions and events in a manner that achieves fair presentation.

We communicate with those charged with governance regarding, among other matters, the planned scope and timing of the audit and significant audit findings, including any significant deficiencies in internal control that we identify during our audit.

We also provide those charged with governance with a statement that we have complied with relevant ethical requirements regarding independence, and to communicate with them all relationships and other matters that may reasonably be thought to bear on our independence, and where applicable, related safeguards.

Report on Other Legal and Regulatory Requirements


1. As required by the Companies (Auditor's Report) Order, 2020 ("the Order"), issued by the Central Government of India in terms of sub-section (11) of section 143 of the Act, we give in the "Annexure 1" a statement on the matters specified in paragraphs 3 and 4 of the Order.
2. As required by Section 143(3) of the Act, we report, to the extent applicable, that:
 - (a) We have sought and obtained all the information and explanations which to the best of our knowledge and belief were necessary for the purposes of our audit;
 - (b) In our opinion, proper books of account as required by law have been kept by the Company so far as it appears from our examination of those books except for the matters stated in the paragraph (j)(vi) below on reporting under Rule 11(g).
 - (c) The Balance Sheet, the Statement of Profit and Loss including the Statement of Other Comprehensive Income, the Cash Flow Statement and Statement of Changes in Equity dealt with by this Report are in agreement with the books of account;
 - (d) In our opinion, the aforesaid financial statements comply with the Accounting Standards specified under Section 133 of the Act, read with Companies (Indian Accounting Standards) Rules, 2015, as amended;
 - (e) The matter described in Emphasis of Matter - Income tax search above, in our opinion, may have an adverse effect on the functioning of the company;
 - (f) On the basis of the written representations received from the directors as on March 31, 2024 taken on record by the Board of Directors, none of the directors is disqualified as on March 31, 2024 from being appointed as a director in terms of Section 164 (2) of the Act;



S.R. BATLIBOI & CO. LLP

Chartered Accountants

- (g) With respect to the adequacy of the internal financial controls with reference to these financial statements and the operating effectiveness of such controls, refer to our separate Report in “Annexure 2” to this report;
- (h) The modification relating to the maintenance of accounts and other matters connected therewith are as stated in the paragraph 2(b) above on reporting under Section 143(3)(b) and paragraph (j)(vi) below on reporting under Rule 11(g).
- (i) In our opinion, the managerial remuneration for the year ended March 31, 2024 has been paid / provided by the Company to its directors in accordance with the provisions of section 197 read with Schedule V to the Act;
- (j) With respect to the other matters to be included in the Auditor’s Report in accordance with Rule 11 of the Companies (Audit and Auditors) Rules, 2014, as amended in our opinion and to the best of our information and according to the explanations given to us:
 - i. The Company does not have any pending litigations which would impact its financial position;
 - ii. The Company did not have any long-term contracts including derivative contracts for which there were any material foreseeable losses;
 - iii. There were no amounts which were required to be transferred to the Investor Education and Protection Fund by the Company.
 - iv.
 - a) The management has represented that, to the best of its knowledge and belief, no funds have been advanced or loaned or invested (either from borrowed funds or share premium or any other sources or kind of funds) by the Company to or in any other person(s) or entity(ies), including foreign entities (“Intermediaries”), with the understanding, whether recorded in writing or otherwise, that the Intermediary shall, whether, directly or indirectly lend or invest in other persons or entities identified in any manner whatsoever by or on behalf of the Company (“Ultimate Beneficiaries”) or provide any guarantee, security or the like on behalf of the Ultimate Beneficiaries;
 - b) The management has represented that, to the best of its knowledge and belief, no funds have been received by the Company from any person(s) or entity(ies), including foreign entities (“Funding Parties”), with the understanding, whether recorded in writing or otherwise, that the Company shall, whether, directly or indirectly, lend or invest in other persons or entities identified in any manner whatsoever by or on behalf of the Funding Party (“Ultimate Beneficiaries”) or provide any guarantee, security or the like on behalf of the Ultimate Beneficiaries; and
 - c) Based on such audit procedures performed that have been considered reasonable and appropriate in the circumstances, nothing has come to our notice that has caused us to believe that the representations under sub-clause (a) and (b) contain any material misstatement.
 - v. No dividend has been declared or paid during the year by the Company.



S.R. BATLIBOI & Co. LLP

Chartered Accountants

- vi. Based on our examination which included test checks, the Company has used accounting software for maintaining its books of account which has a feature of recording audit trail (edit log) facility and the same has operated throughout the year for all relevant transactions recorded in the software except that, as described in note 35 to the financial statements, audit trail feature is not enabled for direct changes to data when using certain access rights and also for certain changes made using privileged/ administrative access right. Also, in respect of software used in maintaining payroll records, in absence of service organisation controls report, we are unable to comment on whether audit trail feature of the underlying database was enabled and operated throughout the year. Further, during the course of our audit we did not come across any instance of audit trail feature being tampered with in respect of accounting software except that in absence of service organisation controls report, we are unable to comment on the same in respect of the software used to maintain payroll records.

For **S.R. Batliboi & Co. LLP**

Chartered Accountants

ICAI Firm Registration Number: 301003E/E300005



per Vishal Sharma

Partner

Membership Number: 096766

UDIN: 24096766BKFFRU2240

Place of Signature: New Delhi

Date: May 15, 2024



Annexure '1' referred to in paragraph under the heading "Report on other legal and regulatory requirements" of our report of even date

Re: JPR Labs Private Limited ('the Company')

In terms of the information and explanations sought by us and given by the company and the books of account and records examined by us in the normal course of audit and to the best of our knowledge and belief, we state that:

(i)(a)(A) The Company has maintained proper records showing full particulars, including quantitative details and situation of Property, Plant and Equipment.

(i)(a)(B) The Company has maintained proper records showing full particulars of intangibles assets.

(i)(b) All Property, Plant and Equipment were physically verified by the management in the previous year in accordance with a planned programme of verifying them once in three years which is reasonable having regard to the size of the Company and the nature of its assets.

(i)(c) The title deeds of all the immovable properties (other than properties where the Company is the lessee and the lease agreements are duly executed in favour of the lessee) are held in the name of the Company.

(i)(d) The Company has not revalued its Property, Plant and Equipment (including Right of use assets) or intangible assets during the year ended March 31, 2024.

(i)(e) There are no proceedings initiated or are pending against the Company for holding any benami property under the Prohibition of Benami Property Transactions Act, 1988 and rules made thereunder.

(ii)(a) The inventory has been physically verified by the management during the year except for goods in transit. In our opinion the frequency of verification by the management is reasonable and the coverage and procedure of such verification by the management is appropriate and discrepancies of 10% or more in aggregate for each class of inventory were not noticed on such physical verification. Goods in transit have been received subsequent to the year ended March 31, 2024.


(ii)(b) As disclosed in note 16 to the financial statements, the Company has been sanctioned working capital limits in excess of Rs. five crores in aggregate from banks during the year on the basis of security of current assets of the Company. Based on the records examined by us in the normal course of audit of the financial statements, the quarterly returns/statements filed by the Company with such banks are in agreement with the audited books of accounts of the Company.

The Company has not been sanctioned working capital limits in excess of Rs. five crores in aggregate from financial institutions during any point of time of the year on the basis of security of current assets.

(iii)(a) During the year, the Company has provided loan to its employees as follows:

Particulars	Loans in Rs. Lacs
Aggregate amount granted during the year	
- Others (loan to employees)	3.34
Balance outstanding as at balance sheet date in respect of above cases	
- Others (loan to employees)	0.22

During the year, the Company has not provided any other advances in nature of loans, stood guarantee or provided securities to companies, firms, limited liability partnerships or any other parties and hence not commented upon.



S.R. BATLIBOI & CO. LLP

Chartered Accountants

(iii)(b) During the year, the terms and conditions of loans given to its employees are not prejudicial to the Company's interest. During the year, the Company has not made investments and not provided guarantees, provided securities and granted loans and advances in the nature of loans to companies, firms, limited liability partnerships or any other parties and hence not commented upon.

(iii)(c) In respect of a loan granted to employees, the schedule of repayment of principal has been stipulated in the arrangement and the repayment or receipts are regular. These loans are interest free and accordingly reporting on repayment of interest is not commented upon. The Company has not granted advance in the nature of loan to companies, firms, Limited Liability Partnerships or any other parties hence not commented upon.

(iii)(d) There are no amounts of loans to employees which are outstanding for more than 90 days.

(iii)(e) There are no loans to its employees which was fallen due during the year, that have been renewed or extended or fresh loan granted to settle overdue of existing loan given to its employee.

(iii)(f) The Company has not granted any loans or advances in the nature of loans, either repayable on demand or without specifying any terms or period of repayment to companies, firms, Limited Liability Partnerships or any other parties other than loans to employees as mentioned in clause (iii) (a) above. Accordingly, the requirement to report on clause 3(iii)(f) of the Order is not applicable to the Company.


(iv) There are no loans, investments, guarantees, and security in respect of which provisions of sections 185 and 186 of the Companies Act, 2013 are applicable and accordingly, the requirement to report on clause 3(iv) of the Order is not applicable to the Company.

(v) The Company has neither accepted any deposits from the public nor accepted any amounts which are deemed to be deposits within the meaning of sections 73 to 76 of the Companies Act and the rules made thereunder, to the extent applicable. Accordingly, the requirement to report on clause 3(v) of the Order is not applicable to the Company.

(vi) We have broadly reviewed the books of account maintained by the Company pursuant to the rules made by the Central Government for the maintenance of cost records under section 148(1) of the Companies Act, 2013, related to the manufacture of pharmaceutical products and related services, and are of the opinion that prima facie, the specified accounts and records have been made and maintained. We have not, however, made a detailed examination of the same.

(vii)(a) Undisputed statutory dues including goods and services tax, provident fund, employees' state insurance, income-tax, sales-tax, service tax, duty of custom, duty of excise, value added tax, cess and other statutory dues have generally been regularly deposited with the appropriate authorities though there has been a slight delay in a few cases.

According to the information and explanations given to us and based on audit procedures performed by us, undisputed dues in respect of goods and services tax, provident fund, employees' state insurance, income-tax, service tax, sales-tax, duty of custom, duty of excise, value added tax, cess and other statutory dues which were outstanding, at the year end, for a period of more than six months from the date they became payable, are as follows:



Statement of Arrears of Statutory Dues Outstanding for More than Six Months

Name of the Statute	Nature of the Dues	Amount (Rs.in Lacs)	Period to which the amount relates	Due Date	Date of Payment
Employees Provident Fund Act, 1952	Contribution to Provident Fund	1.79	March 2019	April 2019	Not yet paid
Employees Provident Fund Act, 1952	Contribution to Provident Fund	0.11	January 2021 to March 2021	February 2021 to April 2021	Not yet paid
Employees Provident Fund Act, 1952	Contribution to Provident Fund	0.11	May 2021	June 2021	Not yet paid
Employee state insurance Act, 1948	Contribution to Employee state insurance	0.45	November 2020 to March 2021	December 2020 to April 2021	Not yet paid
Employee state insurance Act, 1948	Contribution to Employee state insurance	0.32	April 2021 to June 2021	May 2021 to July 2021	Not yet paid

(vii)(b) There are no dues of goods and services tax, provident fund, employees' state insurance, income tax, sales-tax, service tax, customs duty, excise duty, value added tax, cess, and other statutory dues which have not been deposited on account of any dispute.

(viii) The Company has not surrendered or disclosed any transaction, previously unrecorded in the books of account, in the tax assessments under the Income Tax Act, 1961 as income during the year. Accordingly, the requirement to report on clause 3(viii) of the Order is not applicable to the Company.

(ix)(a) The Company has not defaulted in repayment of loans or other borrowings or in the payment of interest thereon to any lender.

(ix)(b) The Company has not been declared wilful defaulter by any bank or financial institution or government or any government authority.

(ix)(c) The Company did not have any term loans outstanding during the year hence, the requirement to report on clause (ix)(c) of the Order is not applicable to the Company.

(ix)(d) On an overall examination of the financial statements of the Company, no funds raised on short-term basis have been used for long-term purposes by the Company.



S.R. BATLIBOI & CO. LLP

Chartered Accountants

(ix)(e) The Company does not have any subsidiary, associate or joint venture. Accordingly, the requirement to report on clause 3(ix)(e) of the Order is not applicable to the Company.

(ix)(f) The Company does not have any subsidiary, associate or joint venture. Hence, the requirement to report on clause 3(ix)(f) of the Order is not applicable to the Company.

(x)(a) The Company has not raised any money during the year by way of initial public offer / further public offer (including debt instruments) hence, the requirement to report on clause 3(x)(a) of the Order is not applicable to the Company.

(x)(b) The Company has not made any preferential allotment or private placement of shares /fully or partially or optionally convertible debentures during the year under audit and hence, the requirement to report on clause 3(x)(b) of the Order is not applicable to the Company.

(xi)(a) No fraud by the Company or no fraud on the Company has been noticed or reported during the year.

(xi)(b) During the year, no report under sub-section (12) of section 143 of the Companies Act, 2013 has been filed by cost auditor or by us in Form ADT – 4 as prescribed under Rule 13 of Companies (Audit and Auditors) Rules, 2014 with the Central Government.

(xi)(c) As represented to us by the management, there are no whistle blower complaints received by the Company during the year.

(xii) The Company is not a nidhi Company as per the provisions of the Companies Act, 2013. Therefore, the requirement to report on clause 3(xii)(a) to (c) of the Order is not applicable to the Company.

(xiii) Transactions with the related parties are in compliance with sections 188 of Companies Act, 2013 where applicable and the details have been disclosed in the notes to the financial statements, as required by the applicable accounting standards. The provisions of section 177 are not applicable to the Company and accordingly the requirements to report under clause 3(xiii) of the Order insofar as it relates to section 177 of the Act is not applicable to the Company.

(xiv)(a) The Company has an internal audit system commensurate with the size and nature of its business.

(xiv)(b) The internal audit reports of the Company issued till the date of the audit report, for the period under audit have been considered by us.

(xv) The Company has not entered into any non-cash transactions with its directors or persons connected with its directors and hence requirement to report on clause 3(xv) of the Order is not applicable to the Company.

(xvi)(a) The provisions of section 45-IA of the Reserve Bank of India Act, 1934 (2 of 1934) are not applicable to the Company. Accordingly, the requirement to report on clause (xvi)(a) of the Order is not applicable to the Company.

(xvi)(b) The Company is not engaged in any Non-Banking Financial or Housing Finance activities. Accordingly, the requirement to report on clause (xvi)(b) of the Order is not applicable to the Company.

(xvi)(c) The Company is not a Core Investment Company as defined in the regulations made by Reserve Bank of India. Accordingly, the requirement to report on clause 3(xvi) of the Order is not applicable to the Company.



S.R. BATLIBOI & CO. LLP

Chartered Accountants

(xvi)(d) The Group does not have more than one CIC as part of the Group, hence, the requirement to report on clause 3(xvi)(d) of the Order is not applicable to the Company.

(xvii) The Company has incurred cash losses amounting to Rs. 2377.44 lacs in the current year and amounting to Rs. 1636.25 lacs in the immediately preceding financial year respectively.

(xviii) There has been no resignation of the statutory auditors during the year and accordingly requirement to report on Clause 3(xviii) of the Order is not applicable to the Company.

(xix) On the basis of the financial ratios disclosed in note 36 to the financial statements, ageing and expected dates of realization of financial assets and payment of financial liabilities, other information accompanying the financial statements, our knowledge of the Board of Directors and management plans and based on our examination of the evidence supporting the assumptions, nothing has come to our attention, which causes us to believe that any material uncertainty exists as on the date of the audit report that Company is not capable of meeting its liabilities existing at the date of balance sheet as and when they fall due within a period of one year from the balance sheet date. We, however, state that this is not an assurance as to the future viability of the Company. We further state that our reporting is based on the facts up to the date of the audit report and we neither give any guarantee nor any assurance that all liabilities falling due within a period of one year from the balance sheet date, will get discharged by the Company as and when they fall due.

(xx)(a) The provisions of Section 135 to the Companies Act, 2013 in relation to Corporate Social Responsibility is not applicable to the Company. Accordingly, the requirement to report on clause 3(xx)(a) of the Order is not applicable to the Company.

(xx)(b) The provisions of Section 135 to the Companies Act, 2013 in relation to Corporate Social Responsibility is not applicable to the Company. Accordingly, the requirement to report on clause 3(xx)(b) of the Order is not applicable to the Company.

For **S.R. Batliboi & CO. LLP**

Chartered Accountants

ICAI Firm Registration Number: 301003E/E300005

per **Vishal Sharma**

Partner

Membership Number: 096766

UDIN: 24096766BKFFRU2240

Place of Signature: New Delhi

Date: May 15, 2024



ANNEXURE 2 TO THE INDEPENDENT AUDITOR'S REPORT OF EVEN DATE ON THE FINANCIAL STATEMENTS OF JPR LABS PRIVATE LIMITED

Report on the Internal Financial Controls under Clause (i) of Sub-section 3 of Section 143 of the Companies Act, 2013 ("the Act")

We have audited the internal financial controls with reference to financial statements of JPR Labs Private Limited ("the Company") as of March 31, 2024, in conjunction with our audit of the financial statements of the Company for the year ended on that date.

Management's Responsibility for Internal Financial Controls

The Company's Management is responsible for establishing and maintaining internal financial controls based on the internal control over financial reporting criteria established by the Company considering the essential components of internal control stated in the Guidance Note on Audit of Internal Financial Controls Over Financial Reporting issued by the Institute of Chartered Accountants of India ("ICAI"). These responsibilities include the design, implementation and maintenance of adequate internal financial controls that were operating effectively for ensuring the orderly and efficient conduct of its business, including adherence to the Company's policies, the safeguarding of its assets, the prevention and detection of frauds and errors, the accuracy and completeness of the accounting records, and the timely preparation of reliable financial information, as required under the Companies Act, 2013.

Auditor's Responsibility

Our responsibility is to express an opinion on the Company's internal financial controls with reference to these financial statements based on our audit. We conducted our audit in accordance with the Guidance Note on Audit of Internal Financial Controls Over Financial Reporting (the "Guidance Note") and the Standards on Auditing, as specified under section 143(10) of the Act, to the extent applicable to an audit of internal financial controls, both issued by ICAI. Those Standards and the Guidance Note require that we comply with ethical requirements and plan and perform the audit to obtain reasonable assurance about whether adequate internal financial controls with reference to these financial statements was established and maintained and if such controls operated effectively in all material respects.

Our audit involves performing procedures to obtain audit evidence about the adequacy of the internal financial controls with reference to these financial statements and their operating effectiveness. Our audit of internal financial controls with reference to financial statements included obtaining an understanding of internal financial controls with reference to these financial statements, assessing the risk that a material weakness exists, and testing and evaluating the design and operating effectiveness of internal control based on the assessed risk. The procedures selected depend on the auditor's judgement, including the assessment of the risks of material misstatement of the financial statements, whether due to fraud or error.

We believe that the audit evidence we have obtained is sufficient and appropriate to provide a basis for our audit opinion on the Company's internal financial controls with reference to these financial statements.

Meaning of Internal Financial Controls With Reference to these Financial Statements

A company's internal financial controls with reference to financial statements is a process designed to provide reasonable assurance regarding the reliability of financial reporting and the preparation of financial statements for external purposes in accordance with generally accepted accounting principles. A company's internal financial controls with reference to financial statements includes those policies and procedures that (1) pertain to the maintenance of records that, in reasonable detail, accurately and fairly reflect the transactions and dispositions of the assets of the company; (2) provide reasonable assurance that transactions are recorded as necessary to permit preparation of financial statements in



S.R. BATLIBOI & Co. LLP

Chartered Accountants

accordance with generally accepted accounting principles, and that receipts and expenditures of the company are being made only in accordance with authorisations of management and directors of the company; and (3) provide reasonable assurance regarding prevention or timely detection of unauthorised acquisition, use, or disposition of the company's assets that could have a material effect on the financial statements.

Inherent Limitations of Internal Financial Controls With Reference to Financial Statements

Because of the inherent limitations of internal financial controls with reference to financial statements, including the possibility of collusion or improper management override of controls, material misstatements due to error or fraud may occur and not be detected. Also, projections of any evaluation of the internal financial controls with reference to financial statements to future periods are subject to the risk that the internal financial control with reference to financial statements may become inadequate because of changes in conditions, or that the degree of compliance with the policies or procedures may deteriorate.

Opinion

In our opinion, the Company has, in all material respects, adequate internal financial controls with reference to financial statements and such internal financial controls with reference to financial statements were operating effectively as at March 31, 2024, based on the internal control over financial reporting criteria established by the Company considering the essential components of internal control stated in the Guidance Note issued by the ICAI.

For **S.R. Batliboi & CO. LLP**

Chartered Accountants

ICAI Firm Registration Number: 301003E/E300005

per **Vishal Sharma**

Partner

Membership Number: 096766

UDIN: 24096766BKFFRU2240

Place of Signature: New Delhi

Date: May 15, 2024



JPR Labs Private Limited
Balance Sheet as at March 31, 2024
All amounts are in INR lacs unless otherwise stated

Particulars	Notes	As at March 31, 2024	As at March 31, 2023
ASSETS			
Non-current assets			
Property, plant and equipment	4	3,352.54	3,210.14
Capital work-in-progress	4	8.52	174.75
Intangible assets	5	13.78	20.09
Financial assets			
Others	6	36.99	36.91
Income tax assets (net)	7	6.57	3.07
Other non-current assets	12	33.53	8.91
Total non-current assets		3,451.93	3,453.87
Current assets			
Inventories	13	2,406.50	3,928.60
Financial assets			
Trade receivables	8	1,310.55	1,563.57
Cash and cash equivalents	9	72.80	502.56
Other bank balances	10	462.69	97.63
Loans	11	0.22	-
Other current assets	12	1,193.26	1,036.33
Total current assets		5,446.02	7,128.69
Total Assets		8,897.95	10,582.56
EQUITY AND LIABILITIES			
Equity			
Equity share capital	14	4,969.28	2,969.28
Other equity	15	1,133.91	3,836.81
Total equity		6,103.19	6,806.09
LIABILITIES			
Non-current liabilities			
Provisions	17	29.45	20.38
Deferred tax liabilities (net)	21	-	70.12
Total non-current liabilities		29.45	90.50
Current liabilities			
Financial liabilities			
Borrowings	16	1,492.52	1,449.82
Trade payables	19		
(a) total outstanding dues of micro enterprises and small enterprises		87.16	109.08
(b) total outstanding dues of creditors other than micro enterprises and small enterprises		1,040.56	1,930.64
Others	20	6.92	89.29
Provisions	17	121.44	92.68
Other current liabilities	18	16.71	14.46
Total current liabilities		2,765.31	3,685.97
Total Liabilities		2,794.76	3,776.47
Total Equity and Liabilities		8,897.95	10,582.56
Summary of material accounting policies	2-3		
Other notes on accounts	4-38		

The accompanying notes are an integral part of the financial statements.
As per our report of even date

For S.R. Batliboi Co. & LLP
Chartered Accountants
Firm Reg. no. 301003E/E300005


per Vishal Sharma
Partner

Membership No.096766



For and on behalf of the Board of Directors


Anil Kumar
Director


Abhay Kumar Srivastava
Director

DIN - 08039463

Vivek Aggarwal
Company Secretary
Membership No. A-19997

DIN - 08040683

Chirag Khetarpal
Chief Financial Officer

Place: New Delhi
Date: May 15, 2024

Place: New Delhi
Date: May 15, 2024



JPR Labs Private Limited
Statement of Profit and Loss for the year ended March 31, 2024
All amounts are in INR lacs unless otherwise stated

Particulars	Notes	Year ended March 31, 2024	Year ended March 31, 2023
I Revenue from operations	22	5,301.58	5,782.34
II Other income	23	80.72	51.76
III Total income (I + II)		<u>5,382.30</u>	<u>5,834.10</u>
IV Expenses			
Cost of materials consumed	24	5,079.18	5,000.91
Changes in inventories of finished goods and work in progress	25	230.08	(47.07)
Employee benefits expense	26	1,125.98	892.07
Finance costs	27	149.17	432.85
Depreciation and amortization expense	28	394.55	324.91
Other expenses	29	<u>1,175.33</u>	<u>1,191.59</u>
Total expenses (IV)		<u>8,154.29</u>	<u>7,795.26</u>
V Loss before tax (III-IV)		<u>(2,771.99)</u>	<u>(1,961.16)</u>
VI Tax Expense:			
Current tax	30	-	-
Deferred tax	30	<u>(70.37)</u>	<u>(85.52)</u>
Total tax expense (VI)		<u>(70.37)</u>	<u>(85.52)</u>
VII Loss for the year (V-VI)		<u>(2,701.62)</u>	<u>(1,875.64)</u>
VIII Other comprehensive income			
(i) Item that will not be reclassified to profit or loss			
- Remeasurement gain / (loss) of the defined benefit plan	33A	(1.02)	(0.88)
(ii) Income tax relating to item that will not be reclassified to profit or loss			
- Remeasurement gain / (loss) of the defined benefit plan	30	(0.26)	0.22
IX Other comprehensive income for the year		<u>(1.28)</u>	<u>(0.66)</u>
X Total comprehensive income for the year (VIII+IX)		<u>(2,702.90)</u>	<u>(1,876.30)</u>
Earnings per equity share (EPS) (face value of INR 10 each) (see note 31):			
Basic EPS (in INR)		(15.46)	(21.99)
Diluted EPS (in INR)		(15.46)	(21.99)

Summary of material accounting policies 2-3
Other notes on accounts 4-38

The accompanying notes are an integral part of the financial statements.

As per our report of even date

For S.R. Batliboi Co. & LLP
Chartered Accountants
Firm Reg. no. 301003E/E300005

Vishal Sharma
per Vishal Sharma
Partner
Membership 096766



For and on behalf of the Board of Directors

Anil Kumar
Anil Kumar
Director
DIN - 08039488

Vivek Aggarwal
Vivek Aggarwal
Company Secretary
Membership No. A-19997

Abhay Kumar Srivastava
Abhay Kumar Srivastava
Director
DIN - 08040683

Chirag Khetarpal
Chirag Khetarpal
Chief Financial Officer

Place: New Delhi
Date: May 15, 2024

Place: New Delhi
Date: May 15, 2024



JPR Labs Private Limited
Statement of Cash Flows for the year ended March 31, 2024
All amounts are in INR lacs unless otherwise stated

	Year ended March 31, 2024	Year ended March 31, 2023
(A) Cash flow from Operating activities		
Loss before tax	(2,771.99)	(1,961.16)
<i>Adjustments to reconcile loss before tax to net cash flows:</i>		
Depreciation and amortisation expense	394.55	324.91
Net foreign exchange differences	13.43	1.30
Finance income	(36.66)	(13.28)
Finance costs	149.17	432.09
Allowance for expected credit loss	31.51	-
<i>Working capital adjustments:</i>		
Decrease/ (Increase) in trade receivables	193.21	433.93
Decrease/ (Increase) in inventories	1,522.10	(1,035.56)
Decrease/ (Increase) in financial asset - others	(0.08)	0.70
(Increase) in other asset	(154.53)	(373.66)
Increase in provisions	36.81	20.61
(Decrease)/Increase in trade payable	(912.00)	(277.31)
Increase/ (Decrease) in other financial liability	0.50	-
(Decrease)/Increase in other liability	2.25	(67.09)
	<u>(1,516.86)</u>	<u>(2,514.52)</u>
Income tax refund/ (paid) (net)	(3.51)	3.60
Net cash (used in) operating activities (A)	<u>(1,520.37)</u>	<u>(2,510.92)</u>
(B) Cash flow from Investing activities		
Purchase of property, plant and equipment including capital advances and capital creditors	(474.30)	(288.18)
Loan to other parties (net)	(0.22)	-
Bank deposit not considered as cash and cash equivalents (net)	(365.06)	3.34
Interest received (finance income)	36.66	13.28
Net cash (used in) investing activities (B)	<u>(802.92)</u>	<u>(271.56)</u>
(C) Cash flow from Financing activities		
Proceeds from issue of shares	2,000.00	1,000.00
Interest paid	(149.17)	(83.91)
Proceeds from borrowings	535.37	3,499.86
Repayment of borrowings	(492.67)	(1,234.72)
Net cash flows from financing activities (C)	<u>1,893.53</u>	<u>3,181.23</u>
	(429.76)	398.75
Net (decrease)/ increase in cash and cash equivalents (A+B+C)	502.56	103.81
Cash and cash equivalents at the beginning of the year	<u>72.80</u>	<u>502.56</u>
Cash and cash equivalents at the end of the year		
Components of cash and cash equivalents		
Balance with banks		
- In current account	72.32	144.98
- in deposit account (with original maturity of 3 months or less)	-	357.42
Cash in hand	0.48	0.16
	<u>72.80</u>	<u>502.56</u>

Summary of material accounting policies 2-3
Other notes on accounts 4-38

The accompanying notes are an integral part of the financial statements.

As per our report of even date

For S.R. Batliboi Co. & LLP
Chartered Accountants
Firm Reg. no. 301003E/E300005


per Vishal Sharma
Partner
Membership No. 096766



For and on behalf of the Board of Directors


Anil Kumar
Director
DIN - 08039463


Abhay Kumar Srivastava
Director
DIN - 08040683


Vivek Aggarwal
Company Secretary
Membership No. A-19997


Chirag Khetarpal
Chief Financial Officer

Place: New Delhi
Date: May 15, 2024

Place: New Delhi
Date: May 15, 2024



JPR Labs Private Limited
Statement of Changes in Equity for the year ended March 31, 2024
All amounts are in INR lacs unless otherwise stated

a. Equity share capital

Particulars	Amount
Equity shares of INR 10 each issued, subscribed and fully paid	
As at April 01, 2022	827.60
Changes in equity share capital during the year	919.79
As at March 31, 2023	1,747.39
Changes in equity share capital during the year	-
As at March 31, 2024	1,747.39

b. Other equity

Particulars	Reserves and Surplus		Total
	Security premium reserve	Retained earnings	
Balance as at April 01, 2022	4,948.44	(3,315.54)	1,632.90
(Loss) for the year	-	(1,875.64)	(1,875.64)
Issue of Equity shares on conversion of outstanding unsecured loan including interest	4,080.21		4,080.21
Other comprehensive income for the year, net of income tax	-	(0.66)	(0.66)
Total comprehensive income for the year	4,080.21	(1,876.30)	2,203.91
Balance as at March 31, 2023	9,028.65	(5,191.84)	3,836.81
(Loss) for the year	-	(2,701.62)	(2,701.62)
Other comprehensive income for the period, net of income tax	-	(1.28)	(1.28)
Total comprehensive income for the year	-	(2,702.90)	(2,702.90)
Balance as at March 31, 2024	9,028.65	(7,894.74)	1,133.91

Summary of material accounting policies 2-3

Other notes on accounts 4-38

The accompanying notes are an integral part of the financial statements.

As per our report of even date

For S.R. Batliboi Co. & LLP
Chartered Accountants
Firm Reg. no. 301003E/E300005
per Vishal Sharma
Partner
Membership No.096766



For and on behalf of the Board of Directors

Anil Kumar
Director
DIN - 08039463

Abhay Kumar Srivastava
Director
DIN - 08040683

Vivek Aggarwal
Company Secretary
Membership No. A-19997

Chirag Khetarpal
Chief Financial Officer

Place: New Delhi
Date: May 15, 2024

Place: New Delhi
Date: May 15, 2024



1 CORPORATE INFORMATION

JPR Labs Private Limited ("the Company") (CIN No: U24232AP2010PTC069282) was incorporated on 05 July, 2010 under the provisions of the Companies Act, 1956 having its registered office during the year at plot no-74/A, Pharmacy, Thanam Village, Parvada Mandal, Vishakhapatnam, India which has been subsequently changed to 208, Okhla Industrial Estate Phase-III New Delhi South Delhi DL 110020. It is a subsidiary company of Mankind Pharma Limited. The Company is engaged in the manufacturing of active pharmaceutical ingredients (API).

The financial statements were approved for issue by the Board of Directors in accordance with resolution passed on May 15, 2024.

2 Material Accounting Policies

This note provides a list of the material accounting policies adopted in the preparation of these Indian Accounting Standards (Ind-AS) financial statements. These policies have been consistently applied to all the years.

2.01 Statement of compliance and basis of preparation

These financial statements of the Company have been prepared in accordance with Indian Accounting Standards (Ind AS) notified under the Companies (Indian Accounting Standards) Rules, 2015 (as amended from time to time) and presentation requirements of Division II of Schedule III to the Companies Act, 2013, (Ind AS compliant Schedule III).

These financial statements are presented in INR and all values are rounded to the nearest lacs (INR 00,000), except when otherwise indicated.

The financial statements have been prepared on a historical cost convention, except for the following assets and liabilities:

- i) Certain financial assets and liabilities that is measured at fair value
- ii) Assets held for sale-measured at fair value less cost to sell
- iii) Defined benefit plans-plan assets measured at fair value

2.02 Current versus non-current classification

The Company presents assets and liabilities in the balance sheet based on current/non-current classification. An asset is treated as current when it is:

- Expected to be realized or intended to be sold or consumed in normal operating cycle
- Held primarily for purpose of trading
- Expected to be realized within twelve months after the reporting period, or
- cash or cash equivalent unless restricted from being exchanged or used to settle a liability for at least twelve months after the reporting period

All other assets are classified as non-current.

A liability is current when:

- It is expected to be settled in normal operating cycle
- It is held primarily for purpose of trading
- It is due to be settled within twelve months after the reporting period, or
- There is no unconditional right to defer the settlement of the liability for at least twelve months after the reporting period

All other liabilities are classified as non-current.

Deferred tax assets and deferred tax liabilities are classified as non-current assets and liabilities.


The operating cycle is the time between the acquisition of assets for processing and their realization in cash and cash equivalents. The Company has identified twelve months as its operating cycle.

2.03 Property, plant and equipment

Property, Plant and equipment are stated at cost, less accumulated depreciation and accumulated impairment losses, if any. Capital work in progress is stated at cost, net of accumulated impairment loss, if any. The cost comprises of purchase price, taxes, duties, freight and other incidental expenses directly attributable and related to acquisition and installation of the concerned assets and are further adjusted by the amount of input tax credit availed wherever applicable.

Such cost includes the cost of replacing part of the plant and equipment and borrowing costs for long-term construction projects if the recognition criteria are met. When significant parts of plant and equipment are required to be replaced at intervals, the Company depreciates them separately based on their specific useful lives. Likewise, when a major inspection is performed, its cost is recognised in the carrying amount of the plant and equipment as a replacement if the recognition criteria are satisfied. All other repair and maintenance costs are recognised in profit or loss as incurred. The present value of the expected cost for the decommissioning of an asset after its use is included in the cost of the respective asset if the recognition criteria for a provision are met.

An item of property, plant and equipment and any significant part initially recognized is derecognized upon disposal or when no future economic benefits are expected from its use or disposal. Any gain or loss arising on derecognition of the asset (calculated as the difference between the net disposal proceeds and the carrying amount of the asset) is included in the income statement when the asset is derecognised.



Capital work- in- progress includes cost of property, plant and equipment under installation / under development as at the balance sheet date.

The residual values, useful lives and methods of depreciation of property, plant and equipment are reviewed at each financial year end and adjusted prospectively, if appropriate.

Depreciation on property, plant and equipment is calculated on prorata basis on straight-line method using the useful lives of the assets estimated by management. The useful life is as follows:

Assets	Useful life (in years)
Building	30
Plant and Equipment	10 to 20
Furniture and Fixtures	10
Vehicles	8
Office Equipment	5
Electrical equipment and fittings	10
Computers	3
Network Devices	6

The useful lives have been determined based on technical evaluation done by the management's expert. The residual values are not more than 5% of the original cost of the assets. The asset's residual values and useful lives are reviewed, and adjusted if appropriate.

2.04 Intangible assets

Separately acquired intangible assets

Intangible assets acquired separately are measured on initial recognition at cost. Cost of intangible assets acquired in business combination is their fair value at the date of acquisition. Following initial recognition, intangible assets are carried at cost less accumulated amortization and accumulated impairment losses, if any. Internally generated intangibles, excluding capitalized development cost, are not capitalized and the related expenditure is reflected in statement of Profit and Loss in the period in which the expenditure is incurred. Cost comprises the purchase price and any attributable cost of bringing the asset to its working condition for its intended use.

The useful lives of intangible assets are assessed as either finite or indefinite. Intangible assets with finite lives are amortized over their useful economic lives and assessed for impairment whenever there is an indication that the intangible asset may be impaired. The amortization period and the amortization method for an intangible asset with a finite useful life is reviewed at least at the end of each reporting period. Changes in the expected useful life or the expected pattern of consumption of future economic benefits embodied in the asset is accounted for by changing the amortization period or method, as appropriate, and are treated as changes in accounting estimates. The amortization expense on intangible assets with finite lives is recognized in the statement of profit and loss in the expense category consistent with the function of the intangible assets.

Gains or losses arising from disposal of the intangible assets are measured as the difference between the net disposal proceeds and the carrying amount of the asset and are recognized in the statement of profit and loss when the assets are disposed off.

Intangible assets with finite useful life are amortized on a straight line basis over their estimated useful life as under

Assets	Useful life (in years)
Computer Software	3

2.05 Impairment of non- financial assets

The Company assesses, at each reporting date, whether there is an indication that an asset may be impaired. If any indication exists, or when annual impairment testing for an asset is required, the Company estimates the asset's recoverable amount. An asset's recoverable amount is the higher of an asset's or cash-generating unit's (CGU) fair value less costs of disposal and its value in use. The recoverable amount is determined for an individual asset, unless the asset does not generate cash inflows that are largely independent of those from other assets or groups of assets. When the carrying amount of an asset or CGU exceeds its recoverable amount, the asset is considered impaired and is written down to its recoverable amount.

In assessing value in use, the estimated future cash flows are discounted to their present value using a pre-tax discount rate that reflects current market assessments of the time value of money and the risks specific to the asset. In determining fair value less costs of disposal, recent market transactions are taken into account. If no such transactions can be identified, an appropriate valuation model is used. These calculations are corroborated by valuation multiples, quoted share prices for publicly traded companies or other available fair value indicators.

The Company bases its impairment calculation on detailed budgets and forecast calculations, which are prepared separately for each of the Company's CGUs to which the individual assets are allocated. These budgets and forecast calculations generally cover a period of five years. For longer periods, a long-term growth rate is calculated and applied to project future cash flows after the fifth year. To estimate cash flow projections beyond periods covered by the most recent budgets/forecasts, the Company extrapolates cash flow projections in the budget using a steady or declining growth rate for subsequent years, unless an increasing rate can be justified. In any case, this growth rate does not exceed the long-term average growth rate for the products, industries, or country or countries in which the Company operates, or for the market in which the asset is used.



Impairment losses of continuing operations, including impairment on inventories, are recognised in the statement of profit and loss, except for properties previously revalued with the revaluation surplus taken to OCI. For such properties, the impairment is recognised in OCI up to the amount of any previous revaluation surplus.

For assets excluding intangible assets having indefinite life, an assessment is made at each reporting date to determine whether there is an indication that previously recognised impairment losses no longer exist or have decreased. If such indication exists, the Company estimates the asset's or CGU's recoverable amount. A previously recognised impairment loss is reversed only if there has been a change in the assumptions used to determine the asset's recoverable amount since the last impairment loss was recognised. The reversal is limited so that the carrying amount of the asset does not exceed its recoverable amount, nor exceed the carrying amount that would have been determined, net of depreciation, had no impairment loss been recognised for the asset in prior years. Such reversal is recognised in the statement of profit and loss unless the asset is carried at a revalued amount, in which case, the reversal is treated as a revaluation increase.

2.06 Financial instruments

A financial instrument is any contract that gives rise to a financial asset of one entity and a financial liability or equity instrument of another entity.

(i) Financial Assets

The Company classifies its financial assets in the following measurement categories:

- Those to be measured subsequently at fair value (either through other comprehensive income, or through profit or loss)
- Those measured at amortized cost

The classification of financial assets at initial recognition depends on the financial asset's contractual cash flow characteristics and the Company's business model for managing them.

Initial recognition and measurement

With the exception of trade receivables that do not contain a significant financing component or for which the Company has applied the practical expedient, the Company initially measures a financial asset at its fair value plus, in the case of a financial asset not at fair value through profit or loss, transaction costs.

Trade receivables that do not contain a significant financing component or for which the Company has applied the practical expedient and are measured at the transaction price determined under Ind AS 115. Refer to the accounting policies in section 'Revenue from contracts with customers'.

In order for a financial asset to be classified and measured at amortised cost or fair value through OCI, it needs to give rise to cash flows that are 'solely payments of principal and interest (SPPI)' on the principal amount outstanding. This assessment is referred to as the SPPI test and is performed at an instrument level. Financial assets with cash flows that are not SPPI are classified and measured at fair value through profit or loss, irrespective of the business model.

The Company's business model for managing financial assets refers to how it manages its financial assets in order to generate cash flows. The business model determines whether cash flows will result from collecting contractual cash flows, selling the financial assets, or both.

Financial assets classified and measured at amortised cost are held within a business model with the objective to hold financial assets in order to collect contractual cash flows while financial assets classified and measured at fair value through OCI are held within a business model with the objective of both holding to collect contractual cash flows and selling.

Subsequent measurement

For purposes of subsequent measurement financial assets are classified in following categories:

- Financial assets at amortised cost (debt instruments)
- Financial assets at fair value through other comprehensive income (FVTOCI) with recycling of cumulative gains and losses (debt instruments)
- Financial assets designated at fair value through OCI with no recycling of cumulative gains and losses upon derecognition (equity instruments)
- Financial assets at fair value through profit or loss

Financial assets at amortised cost (debt instruments)

A 'financial asset' is measured at the amortised cost if both the following conditions are met:

- a) **Business Model Test** : The objective is to hold the financial asset to collect the contractual cash flows (rather than to sell the instrument prior to its contractual maturity to realize its fair value changes) and;
- b) **Cash flow characteristics test**: The contractual terms of the financial asset give rise on specific dates to cash flows that are solely payments of principal and interest on principal amount outstanding.

This category is most relevant to the Company. After initial measurement, such financial assets are subsequently measured at amortized cost using the effective interest rate (EIR) method. Amortised cost is calculated by taking into account any discount or premium on acquisition and fees or costs that are an integral part of EIR. EIR is the rate that exactly discounts the estimated future cash receipts over the expected life of the financial instrument or a shorter period, where appropriate, to the gross carrying amount of the financial asset. When calculating the effective interest rate, the Company estimates the expected cash flows by considering all the contractual terms of the financial instrument but does not consider the expected credit losses. The EIR amortization is included in other income in profit or loss. The losses arising from impairment are recognized in the profit or loss. This category generally applies to trade and other receivables.

Financial assets at fair value through OCI (FVTOCI) (debt instruments)


A 'financial asset' is classified as at the FVTOCI if both of the following criteria are met:

- a) **Business Model Test** : The objective of financial instrument is achieved by both collecting contractual cash flows and selling the financial assets; and
- b) **Cash flow characteristics test**: The contractual terms of the Debt instrument give rise on specific dates to cash flows that are solely payments of principal and interest on principal amount outstanding.

Debt instrument included within the FVTOCI category are measured initially as well as at each reporting date at fair value. Fair value movements are recognized in the other comprehensive income (OCI), except for the recognition of interest income, impairment gains or losses and foreign exchange gains or losses which are recognized in statement of profit and loss and computed in the same manner as for financial assets measured at amortised cost. The remaining fair value changes are recognised in OCI. Upon derecognition, the cumulative fair value changes recognised in OCI is reclassified from the equity to profit or loss.

Financial assets at fair value through profit or loss

Financial assets at fair value through profit or loss are carried in the balance sheet at fair value with net changes in fair value recognised in the statement of profit and loss. This category includes derivative instruments and listed equity investments which the Group had not irrevocably elected to classify at fair value through OCI. Dividends on listed equity investments are recognised in the statement of profit and loss when the right of payment has been established.



Financial assets designated at fair value through OCI (equity instruments)

Upon initial recognition, the Company can elect to classify irrevocably its equity investments as equity instruments designated at fair value through OCI when they meet the definition of equity under Ind AS 32 Financial Instruments: Presentation and are not held for trading. The classification is determined on an instrument-by-instrument basis. Equity instruments which are held for trading and contingent consideration recognised by an acquirer in a business combination to which Ind AS103 applies are classified as at FVTPL.

Gains and losses on these financial assets are never recycled to profit or loss. Dividends are recognised as other income in the statement of profit and loss when the right of payment has been established, except when the Company benefits from such proceeds as a recovery of part of the cost of the financial asset, in which case, such gains are recorded in OCI. Equity instruments designated at fair value through OCI are not subject to impairment assessment.

Embedded Derivatives

A derivative embedded in a hybrid contract, with a financial liability or non-financial host, is separated from the host and accounted for as a separate derivative if: the economic characteristics and risks are not closely related to the host; a separate instrument with the same terms as the embedded derivative would meet the definition of a derivative; and the hybrid contract is not measured at fair value through profit or loss. Embedded derivatives are measured at fair value with changes in fair value recognised in profit or loss. Reassessment only occurs if there is either a change in the terms of the contract that significantly modifies the cash flows that would otherwise be required or a reclassification of a financial asset out of the fair value through profit or loss category.

Derecognition

A financial asset (or, where applicable, a part of a financial asset or part of a Company of similar financial assets) is primarily derecognised (i.e. removed from the Company's statement of financial position) when:

- The rights to receive cash flows from the asset have expired, or
- the Company has transferred its rights to receive cash flows from the asset or has assumed an obligation to pay the received cash flows in full without material delay to a third party under a "pass through" arrangement and either:
 - (a) the Company has transferred substantially all the risks and rewards of the asset, or
 - (b) the Company has neither transferred nor retained substantially all the risks and rewards of the asset, but has transferred control of the asset.

When the Company has transferred its rights to receive cash flows from an asset or has entered into a pass-through arrangement, it evaluates if and to what extent it has retained the risks and rewards of ownership. When it has neither transferred nor retained substantially all of the risks and rewards of the asset, nor transferred control of the asset, the Company continues to recognise the transferred asset to the extent of the Company's continuing involvement. In that case, the Company also recognises an associated liability. The transferred asset and the associated liability are measured on a basis that reflects the rights and obligations that the Company has retained.

Continuing involvement that takes the form of a guarantee over the transferred asset is measured at the lower of the original carrying amount of the asset and the maximum amount of consideration that the group could be required to repay.

Impairment of financial assets

In accordance with IND AS 109, the Company applies expected credit losses (ECL) model for measurement and recognition of impairment loss on the following financial asset and credit risk exposure

- Financial assets measured at amortized cost;
- Financial assets measured at fair value through other comprehensive income(FVTOCI);

ECLs are based on the difference between the contractual cash flows due in accordance with the contract and all the cash flows that the Group expects to receive, discounted at an approximation of the original effective interest rate. The expected cash flows will include cash flows from the sale of collateral held or other credit enhancements that are integral to the contractual terms.

ECLs are recognised in two stages. For credit exposures for which there has not been a significant increase in credit risk since initial recognition, ECLs are provided for credit losses that result from default events that are possible within the next 12-months (a 12-month ECL). For those credit exposures for which there has been a significant increase in credit risk since initial recognition, a loss allowance is required for credit losses expected over the remaining life of the exposure, irrespective of the timing of the default (a lifetime ECL).

The Company follows "simplified approach" for recognition of impairment loss allowance on:

- Trade receivables or contract revenue receivables;
- All lease receivables resulting from the transactions within the scope of Ind AS 116 -Leases

Under the simplified approach, the Company does not track changes in credit risk. Rather, it recognizes impairment loss allowance based on lifetime ECLs at each reporting date, right from its initial recognition. The Company uses a provision matrix to determine impairment loss allowance on the portfolio of trade receivables. The provision matrix is based on its historically observed default rates over the expected life of trade receivable and is adjusted for forward looking estimates. At every reporting date, the historical observed default rates are updated and changes in the forward looking estimates are analysed.

ECL impairment loss allowance (or reversal) recognized during the period is recognized as income/ expense in the statement of profit and loss. This amount is reflected under the head 'other expenses' in the statement of profit and loss. The balance sheet presentation for various financial instruments is described below:

(a) **Financial assets measured as at amortised cost:** ECL is presented as an allowance, i.e., as an integral part of the measurement of those assets in the balance sheet. The allowance reduces the net carrying amount. Until the asset meets write-off criteria, the group does not reduce impairment allowance from the gross carrying amount.

(b) **Loan commitments and financial guarantee contracts:** ECL is presented as a provision in the balance sheet, i.e. as a liability.

(c) **Debt instruments measured at FVTOCI:** For debt instruments measured at FVTOCI, the expected credit losses do not reduce the carrying amount in the balance sheet, which remains at fair value. Instead, an amount equal to the allowance that would arise if the asset was measured at amortised cost is recognised in other comprehensive income as the accumulated impairment amount.



(ii) **Financial liabilities:**

Initial recognition and measurement

Financial liabilities are classified at initial recognition as financial liabilities at fair value through profit or loss, loans and borrowings, and payables, net of directly attributable transaction costs. All financial liabilities are recognised initially at fair value and, in the case of loans and borrowings and payables, net of directly attributable transaction costs. The Company financial liabilities include loans and borrowings, trade payables, trade deposits, retention money, liabilities towards services, sales incentive and other payables.

Subsequent measurement

For purposes of subsequent measurement, financial liabilities are classified in two categories:

- (i) Financial liabilities at fair value through profit or loss
- (ii) Financial liabilities at amortised cost (loans and borrowings)

Financial liabilities at fair value through profit or loss

Financial liabilities at fair value through profit or loss include financial liabilities held for trading and financial liabilities designated upon initial recognition as at fair value through profit or loss. Financial liabilities are classified as held for trading if they are incurred for the purpose of repurchasing in the near term. This category also includes derivative financial instruments entered into by the Company that are not designated as hedging instruments in hedge relationship as defined by Ind AS 109. The separated embedded derivate are also classified as held for trading unless they are designated as effective hedging instruments.

Gains or losses on liabilities held for trading are recognized in the statement of profit and loss.

Financial liabilities designated upon initial recognition at fair value through profit or loss are designated as such at the initial date of recognition, and only if the criteria in IND AS 109 are satisfied. For liabilities designated as FVTPL, fair value gains/ losses attributable to changes in own credit risk are recognized in OCI. These gains/ loss are not subsequently transferred to profit and loss. However, the Company may transfer the cumulative gain or loss within equity. All other changes in fair value of such liability are recognized in the statement of profit or loss. the Company has not designated any financial liability as at fair value through profit and loss.

Financial liabilities at amortised cost (Loans and borrowings)

After initial recognition, interest-bearing borrowings are subsequently measured at amortized cost using the Effective interest rate method. Gains and losses are recognized in profit or loss when the liabilities are derecognised as well as through the Effective interest rate amortization process. Amortized cost is calculated by taking into account any discount or premium on acquisition and fees or costs that are an integral part of the Effective interest rate. The Effective interest rate amortization is included as finance costs in the statement of profit and loss.

Trade Payables

These amounts represents liabilities for goods and services provided to the Company prior to the end of financial year which are unpaid. The amounts are unsecured and are usually paid within 60 to 90 days of recognition. Trade and other payables are presented as current liabilities unless payment is not due within 12 months after the reporting period. They are recognized initially at fair value and subsequently measured at amortized cost using Effective interest rate method.

Financial guarantee contracts

Financial guarantee contracts issued by the Company are those contracts that require a payment to be made to reimburse the holder for a loss it incurs because the specified debtor fails to make a payment when due in accordance with the terms of a debt instrument. Financial guarantee contracts are recognized initially as a liability at fair value, adjusted for transaction costs that are directly attributable to the issuance of the guarantee. Subsequently, the liability is measured at the higher of the amount of loss allowance determined as per impairment requirements of IND AS 109 and the amount recognized less cumulative amortization.

Derecognition

A financial liability is derecognised when the obligation under the liability is discharged or cancelled or expires. When an existing financial liability is replaced by another from the same lender on substantially different terms, or the terms of an existing liability are substantially modified, such an exchange or modification is treated as the derecognition of the original liability and the recognition of a new liability. The difference in the respective carrying amounts is recognized in the statement of profit and loss.

Offsetting of financial instruments

Financials assets and financial liabilities are offset and the net amount is reported in the balance sheet if there is a currently enforceable legal right to offset the recognized amounts and there is an intention to settle on a net basis, to realize the assets and settle the liabilities simultaneously.

Reclassification of financial assets/ financial liabilities

The Company determines classification of financial assets and liabilities on initial recognition. After initial recognition, no reclassification is made for financial assets which are equity instruments and financial liabilities. For financial assets which are debt instruments, a reclassification is made only if there is a change in the business model for managing those assets. Changes to the business model are expected to be infrequent. The Company's senior management determines change in the business model as a result of external or internal changes which are significant to the Company's operations. Such changes are evident to external parties. A change in the business model occurs when the Company either begins or ceases to perform an activity that is significant to its operations. If the Company reclassifies financial assets, it applies the reclassification prospectively from the reclassification date which is the first day of the immediately next reporting period following the change in business model. The Company does not restate any previously recognised gains, losses (including impairment gains or losses) or interest.



2.07 Inventories

a) Basis of valuation:

Inventories are valued at lower of cost and net realizable value after providing cost of obsolescence, if any. However, materials and other items held for use in the production of inventories are not written down below cost if the finished products in which they will be incorporated are expected to be sold at or above cost. The comparison of cost and net realizable value is made on an item-by-item basis.

b) Method of Valuation:

- i) Cost of raw materials has been determined by using moving weighted average cost method and comprises all costs of purchase, duties, taxes (other than those subsequently recoverable from tax authorities) and all other costs incurred in bringing the inventories to their present location and condition.
- ii) Cost of finished goods and work-in-progress includes direct labour and an appropriate share of fixed and variable production overheads and excise duty as applicable. Fixed production overheads are allocated on the basis of normal capacity of production facilities. Cost is determined on moving weighted average basis.
- iii) Net realizable value is the estimated selling price in the ordinary course of business, less estimated costs of completion and estimated costs necessary to make the sale.

2.08 Taxes

The income tax expense or credit for the period is the tax payable on the current period's taxable income based on the applicable income tax rate adjusted by changes in deferred tax assets and liabilities attributable to temporary differences and to unused tax losses. Tax expense for the year comprises of current tax and deferred tax.

a) Current income tax

Current income tax, assets and liabilities are measured at the amount expected to be paid to or recovered from the taxation authorities in accordance with the Income Tax Act, 1961 and the Income Computation and Disclosure Standards (ICDS) enacted in India by using tax rates and the tax laws that are enacted at the reporting date.

Current income tax relating to item recognized outside the statement of profit and loss is recognized outside profit or loss (either in other comprehensive income or equity). Current tax items are recognized in correlation to the underlying transactions either in OCI or directly in equity.

Management periodically evaluates positions taken in the tax returns with respect to situations in which applicable tax regulations are subject to interpretation and establishes provisions where appropriate.

b) Deferred Tax

Deferred tax is provided using the liability method on temporary differences arising between the tax bases of assets and liabilities and their carrying amounts in the financial statements. However, deferred tax liabilities are not recognised if they arise from the initial recognition of goodwill. Deferred income tax is also not accounted for if it arises from initial recognition of an asset or liability in a transaction that is not a business combination and, at the time of the transaction, affects neither the accounting profit nor taxable profit or loss.

Deferred tax liabilities are recognised for all taxable temporary differences, except:

- i) When the deferred tax liability arises from the initial recognition of goodwill or an asset or liability in a transaction that is not a business combination and, at the time of the transaction, affects neither the accounting profit nor taxable profit or loss.
- ii) In respect of taxable temporary differences associated with investments in subsidiaries, associates and interests in joint ventures, when the timing of the reversal of the temporary differences can be controlled and it is probable that the temporary differences will not reverse in the foreseeable future.

Deferred tax assets are recognised for all deductible temporary differences, the carry forward of unused tax credits and any unused tax losses. Deferred tax assets are recognised to the extent that it is probable that taxable profit will be available against which the deductible temporary differences, and the carry forward of unused tax credits and unused tax losses can be utilised, except:

- i) When the deferred tax asset relating to the deductible temporary difference arises from the initial recognition of an asset or liability in a transaction that is not a business combination and, at the time of the transaction, affects neither the accounting profit nor taxable profit or loss.
- ii) In respect of deductible temporary differences associated with investments in subsidiaries, associates and interests in joint ventures, deferred tax assets are recognised only to the extent that it is probable that the temporary differences will reverse in the foreseeable future and taxable profit will be available against which the temporary differences can be utilised.

The carrying amount of deferred tax assets is reviewed at each reporting date and reduced to the extent that it is no longer probable that sufficient taxable profit will be available to allow all or part of the deferred tax asset to be utilized. Unrecognized deferred tax assets are re-assessed at each reporting date and are recognized to the extent that it has become probable that future taxable profits will allow the deferred tax asset to be recovered.

Deferred tax assets and liabilities are measured at the tax rates that are expected to apply in the year when the asset is realized or the liability is settled, based on tax rates (and tax laws) that have been enacted or substantively enacted at the reporting date.

Deferred tax relating to items recognized outside the statement of profit and loss is recognized outside the statement of profit and loss (either in other comprehensive income or in equity). Deferred tax items are recognized in correlation to the underlying transaction either in OCI or direct in equity.



Tax benefits acquired as part of a business combination, but not satisfying the criteria for separate recognition at that date, are recognised subsequently if new information about facts and circumstances change. Acquired deferred tax benefits recognised within the measurement period reduce goodwill related to that acquisition if they result from new information obtained about facts and circumstances existing at the acquisition date. If the carrying amount of goodwill is zero, any remaining deferred tax benefits are recognised in OCI/ capital reserve depending on the principle explained for bargain purchase gains. All other acquired tax benefits realized are recognised in profit or loss.

Minimum alternate tax (MAT) paid in a year is charged to the statement of profit and loss as current tax for the year. The deferred tax asset is recognised for MAT credit available only to the extent that it is probable that the concerned company will pay normal income tax during the specified period, i.e., the period for which MAT credit is allowed to be carried forward. In the year in which the company recognizes MAT credit as an asset, it is created by way of credit to the statement of profit and loss and shown as part of reduction from deferred tax liability. The company reviews the "MAT credit entitlement" asset at each reporting date and writes down the asset to the extent that it is no longer probable that it will pay normal tax during the specified period.

In the situations where any unit of the Company is entitled to a tax holiday under the Income-tax Act, 1961 enacted in India, no deferred tax (asset or liability) is recognized in respect of temporary differences which reverse during the tax holiday period, to the extent the unit's gross total income is subject to the deduction during the tax holiday period. Deferred tax in respect of temporary differences which reverse after the tax holiday period is recognized in the year in which the temporary differences originate. However, the Company restricts recognition of deferred tax assets to the extent it is probable that sufficient future taxable income will be available against which such deferred tax assets can be realized. For recognition of deferred taxes, the temporary differences which originate first are considered to reverse first.

2.09 Revenue from contract with customers

The Company manufactures/ trades and sells a range of pharmaceutical and healthcare products. Revenue from contracts with customers involving sale of these products is recognized at a point in time when control of the product has been transferred, and there are no unfulfilled obligation that could affect the customer's acceptance of the products. Delivery occurs when the products are shipped to specific location and control has been transferred to the customers. The Company has objective evidence that all criterion for acceptance has been satisfied.

(a) Sale of goods

Revenue from sale of goods is recognised at the point in time when control of the goods is transferred to the customer, generally on delivery of the goods and there are no unfulfilled obligations.

The Company considers, whether there are other promises in the contract in which their are separate performance obligations, to which a portion of the transaction price needs to be allocated. In determining the transaction price for the sale of goods, the Company allocates a portion of the transaction price to goods bases on its relative prices and also considers the following:-

(i) Variable consideration

The Company recognizes revenue from the sale of goods measured at the fair value of the consideration received or receivable, net of returns and allowances, trade discounts and volume rebates. If the consideration in a contract includes a variable amount, the Company estimates the amount of consideration to which it will be entitled in exchange for transferring the goods to the customer. The variable consideration is estimated at contract inception and constrained until it is highly probable that a significant revenue reversal in the amount of cumulative revenue recognised will not occur when the associated uncertainty with the variable consideration is subsequently resolved.

(ii) Sales Return

The Company accounts for sales returns accrual by recording an allowance for sales returns concurrent with the recognition of revenue at the time of a product sale. This allowance is based on the Company's estimate of expected sales returns. With respect to established products, the Company considers its historical experience of sales returns, levels of inventory in the distribution channel, estimated shelf life, product discontinuances, price changes of competitive products, and the introduction of competitive new products, to the extent each of these factors impact the Company's business and markets. With respect to new products introduced by the Company, such products have historically been either extensions of an existing line of product where the Company has historical experience or in therapeutic categories where established products exist and are sold either by the Company or the Company's competitors.

(c) Contract balances

A contract asset is the right to consideration in exchange for goods or services transferred to the customer. If the Company performs by transferring goods or services to a customer before the customer pays consideration or before payment is due, a contract asset is recognised for the earned consideration that is conditional. A receivables represents the Company's right to an amount of consideration that is unconditional.

A contract liability is the obligation to transfer goods or services to a customer for which the Company has received consideration (or an amount of consideration is due) from the customer. If a customer pays consideration before the Company transfers goods or services to the customer, a contract liability is recognised when the payment is made or the payment is due (whichever is earlier). Contract liabilities are recognised as revenue when the Company performs under the contract.

A trade receivable is recognised if an amount of consideration that is unconditional (i.e., only the passage of time is required before payment of the consideration is due). Refer to accounting policies of financial assets in section (Financial instruments – initial recognition and subsequent measurement).

Other Income

(a) Interest Income

For all debt instruments measured either at amortised cost or at fair value through other comprehensive income, interest income is recorded using the effective interest rate (EIR). EIR is the rate that exactly discounts the estimated future cash payments or receipts over the expected life of the financial instrument or a shorter period, where appropriate, to the gross carrying amount of the financial asset or to the amortised cost of a financial liability. When calculating the effective interest rate, the Company estimates the expected cash flows by considering all the contractual terms of the financial instrument (for example, prepayment, extension, call and similar options) but does not consider the expected credit losses. Interest income is included in other income in the statement of profit and loss.

(b) Export benefit

Revenue from export benefits arising from Duty entitlement pass book (DEPB scheme), duty drawback scheme, merchandise export incentive scheme are recognised on export of goods in accordance with their respective underlying scheme at fair value of consideration received or receivable.



2.10 Retirement and other employee benefits

(i) Short-term obligations

Liabilities for wages and salaries, including non monetary benefits that are expected to be settled wholly within twelve months after the end of the period in which the employees render the related service are recognized in respect of employee service upto the end of the reporting period and are measured at the amount expected to be paid when the liabilities are settled. The liabilities are presented as current employee benefit obligations in the balance sheet.

(ii) Other long-term employee benefit obligations

a) Gratuity

The employees gratuity fund scheme is a defined benefit plan. The present value of obligations under such defined benefit plans is determined based on actuarial valuation carried out by an independent actuary at the end of the year using the projected unit credit method. The obligation is measured at the present value of estimated future cash flows. The discount rate used for determining the present value of obligation under defined benefit plans, is based on the market yields on Government securities as at the balance sheet date, having maturity periods approximating to the terms of related obligations. The Company recognizes the following changes in the defined benefit obligation under Employee benefit expense in statement of profit or loss:

a) Service costs comprising current service costs, past-service costs, gains and losses on curtailments and non-routine settlements

b) Net interest expense or income

Remeasurements, comprising of actuarial gains and losses, the effect of the asset ceiling, excluding amounts included in net interest on the net defined benefit liability and the return on plan assets (excluding amounts included in net interest on the net defined benefit liability), are recognized immediately in the Balance Sheet with a corresponding debit or credit to retained earnings through other comprehensive income in the period in which they occur. Remeasurements are not reclassified to profit or loss in subsequent periods.

b) Provident fund

The Company's provident fund scheme is a defined contribution plan. The Company's contribution is paid/ payable under the scheme to the Regional Provident Fund Commissioner and is recognised as an expense in the Statement of Profit and Loss during the period in which the employee renders the related service. If the contribution payable to scheme for service received before the balance sheet date exceeds the contribution already paid, the deficit payable to the scheme is recognized as liability after deducting the contribution already paid. If the contribution already paid exceeds the contribution due for services received before the balance sheet date, then excesses recognized as an asset to the extent that the prepayment will lead to, for example, a reduction in future payment or a cash refund.

c) Other employee benefits

Compensated absences which are not expected to occur within twelve months after the end of the period in which the employee renders the related service are recognised as a liability at the present value of the defined benefit obligation as at the balance sheet date on the basis of actuarial valuation.

Remeasurement gains and losses arising from experience adjustments and changes in actuarial assumptions are recognised in the period in which they occur, directly in other comprehensive income and are never reclassified to statement of profit and loss. Changes in the present value of the defined benefit obligation resulting from plan amendments or curtailments are recognised immediately in the statement of profit and loss as past service cost.

2.11 Leases

The Company assesses at contract inception whether a contract is, or contains, a lease. That is, if the contract conveys the right to control the use of an identified asset for a period of time in exchange for consideration.

Company as a lessee

The Company's lease asset classes primarily comprise of lease for land and building. The Company applies a single recognition and measurement approach for all leases, except for short-term leases and leases of low-value assets. The Company recognises lease liabilities to make lease payments and right-of-use assets representing the right to use the underlying assets.

i) Right-of-use assets

The Company recognises right-of-use assets at the commencement date of the lease (i.e., the date the underlying asset is available for use). Right-of-use assets are measured at cost, less any accumulated depreciation and impairment losses, and adjusted for any remeasurement of lease liabilities. The cost of right-of-use assets includes the amount of lease liabilities recognised, initial direct costs incurred, and lease payments made at or before the commencement date less any lease incentives received. Right-of-use assets are depreciated on a straight-line basis over the shorter of the lease term and the estimated useful lives of the building (i.e. 30 and 60 years)

If ownership of the leased asset transfers to the Company at the end of the lease term or the cost reflects the exercise of a purchase option, depreciation is calculated using the estimated useful life of the asset. The right-of-use assets are also subject to impairment. Refer to the accounting policies in section 'Impairment of non-financial assets'.

ii) Lease Liabilities

At the commencement date of the lease, the Company recognises lease liabilities measured at the present value of lease payments to be made over the lease term. The lease payments include fixed payments (including in substance fixed payments) less any lease incentives receivable, variable lease payments that depend on an index or a rate, and amounts expected to be paid under residual value guarantees. The lease payments also include the exercise price of a purchase option reasonably certain to be exercised by the Company and payments of penalties for terminating the lease, if the lease term reflects the Company exercising the option to terminate. Variable lease payments that do not depend on an index or a rate are recognised as expenses (unless they are incurred to produce inventories) in the period in which the event or condition that triggers the payment occurs.

In calculating the present value of lease payments, the Company uses its incremental borrowing rate at the lease commencement date because the interest rate implicit in the lease is not readily determinable. After the commencement date, the amount of lease liabilities is increased to reflect the accretion of interest and reduced for the lease payments made. In addition, the carrying amount of lease liabilities is remeasured if there is a modification, a change in the lease term, a change in the lease payments (e.g., changes to future payments resulting from a change in an index or rate used to determine such lease payments) or a change in the assessment of an option to purchase the underlying asset.



(iii) **Short-term leases and leases of low-value assets**

The Company applies the short-term lease recognition exemption to its short-term leases (i.e., those leases that have a lease term of 12 months or less from the commencement date and do not contain a purchase option). It also applies the lease of low-value assets recognition exemption to leases that are considered to be low value. Lease payments on short-term leases and leases of low-value assets are recognised as expense on a straight-line basis over the lease term.

2.12 Government Grants

Government Grants are recognized at their fair value when there is reasonable assurance that the grant will be received and all the attached conditions will be complied with.

When the grant relates to an expense item, it is recognized as income on a systematic basis over the periods that the related costs, for which it is intended to compensate, are expensed. Government grant related to the purchase of property, plant and equipment are included in non current liability as deferred income and are credited to the statement of profit or loss on straight line basis over the expected lives of related assets.

When the Company receives grants of non-monetary assets, the asset and grant are recorded at fair value amounts and released to profit or loss over the expected useful life in a pattern of consumption of the benefit of the underlying asset.

2.13 Segment reporting :

Operating segments are reported in a manner consistent with the internal reporting provided to the chief operating decision maker. The Board of directors monitors the operating results of all product segments separately for the purpose of making decisions about resource allocation and performance assessment. Segment performance is evaluated based on profit and loss and is measured consistently with profit and loss in the financial statements.

The operating segments have been identified on the basis of the nature of products/services. Further:

- 1 Segment revenue includes sales and other income directly identifiable with / allocable to the segment including inter - segment revenue.
- 2 Expenses that are directly identifiable with / allocable to segments are considered for determining the segment result. Expenses which relate to the Company as a whole and not allocable to segments are included under unallocable expenditure.
- 3 Income which relates to the Company as a whole and not allocable to segments is included in unallocable income.
- 4 Segment results includes margins on inter-segment sales which are reduced in arriving at the profit before tax of the Company.
- 5 Segment assets and liabilities include those directly identifiable with the respective segments. Unallocable assets and liabilities represent the assets and liabilities that relate to the Company as a whole and not allocable to any segment.
- 6 Segment revenue resulting from transactions with other business segments is accounted on the basis of transfer price agreed between the segments. Such transfer prices are either determined to yield a desired margin or agreed on a negotiated business.

2.14 Earnings Per Share

Basic earnings per share are calculated by dividing the net profit or loss for the period attributable to equity shareholders by the weighted average number of equity shares outstanding during the period. The weighted average number of equity shares outstanding during the period is adjusted for events such as bonus issue, bonus element in a rights issue, share split, and reverse share split (consolidation of shares) that have changed the number of equity shares outstanding, without a corresponding change in resources.

For the purpose of calculating diluted earnings per share, the net profit or loss for the period attributable to equity shareholders and the weighted average number of shares outstanding during the period are adjusted for the effect of all potentially dilutive equity shares.

2.15 Borrowing Costs

Borrowing cost includes interest and other costs incurred in connection with the borrowing of funds and charged to Statement of Profit & Loss on the basis of effective interest rate (EIR) method. Borrowing cost also includes exchange differences to the extent regarded as an adjustment to the borrowing cost.

Borrowing costs directly attributable to the acquisition, construction or production of an asset that necessarily takes a substantial period of time to get ready for its intended use or sale are capitalized as part of the cost of the respective asset. All other borrowing costs are recognized as expense in the period in which they occur.

2.16 Exceptional Items

Exceptional items are transactions which due to their size or incidence are separately disclosed to enable a full understanding of the Company's financial performance. Items which may be considered exceptional are significant restructuring charges, gains or losses on disposal of investments in subsidiaries, associates and joint venture and impairment losses/ write down in value of investment in subsidiaries, associates and joint venture and significant disposal of fixed assets etc.

2.17 Cash and cash equivalents

Cash and cash equivalent in the balance sheet comprise cash at banks and on hand and short-term deposits with an original maturity of three months or less, that are readily convertible to a known amount of cash and subject to an insignificant risk of changes in value.

For the purpose of presentation in the statement of cash flows, cash and cash equivalents includes cash on hand, deposit held at call with financial institutions, other short - term, highly liquid investments with original maturities of three months or less that are readily convertible to known amounts of cash and which are subject to an insignificant risk of changes in value, and bank overdrafts. Bank overdrafts are shown within borrowings in current liabilities in the balance sheet.

2.18 Foreign currency

(i) *Functional and presentation currency*

Items included in the financial statements are measured using the currency of the primary economic environment in which the entity operates ('the functional currency'). The Company's financial statements are presented in Indian rupee (INR) which is also the Company's functional and presentation currency.

(ii) *Transactions and balances*

Foreign currency transactions are translated into the functional currency using the exchange rate prevailing at the date of the transaction. Foreign exchange gains and losses resulting from the settlement of such transaction and from the translation of monetary assets and liabilities denominated in foreign currencies at year end exchange rate are generally recognised in the statement of profit and loss.

Non-monetary items that are measured in terms of historical cost in a foreign currency are translated using the exchange rates at the dates of the initial transactions. Non-monetary items measured at fair value in a foreign currency are translated using the exchange rates at the date when the fair value is determined.



(iii) **Exchange differences**

Exchange differences arising on settlement or translation of monetary items are recognized as income or expense in the period in which they arise with the exception of exchange differences on gain or loss arising on translation of non-monetary items measured at fair value which is treated in line with the recognition of the gain or loss on the change in fair value of the item (i.e., translation differences on items whose fair value gain or loss is recognized in OCI or profit or loss are also recognized in OCI or profit or loss, respectively).

2.19 Provisions and Contingent Liabilities

Provisions

A provision is recognized when the Company has a present obligation (legal or constructive) as a result of past event, it is probable that an outflow of resources embodying economic benefits will be required to settle the obligation and a reliable estimate can be made of the amount of the obligation. These estimates are reviewed at each reporting date and adjusted to reflect the current best estimates. If the effect of the time value of money is material, provisions are discounted using a current pre-tax rate that reflects, when appropriate, the risks specific to the liability. When discounting is used, the increase in the provision due to the passage of time is recognized as a finance cost.

Contingent liabilities

A contingent liability is a possible obligation that arises from past events whose existence will be confirmed by the occurrence or non-occurrence of one or more uncertain future events beyond the control of the Company or a present obligation that is not recognized because it is not probable that an outflow of resources will be required to settle the obligation. A contingent liability also arises in extremely rare cases, where there is a liability that cannot be recognized because it cannot be measured reliably, the Company does not recognize a contingent liability but discloses its existence in the financial statements unless the probability of outflow of resources is remote.

Provisions, contingent liabilities, contingent assets and commitments are reviewed at each balance sheet date.

2.20 Fair value measurement

The Company measures financial instruments at fair value at each balance sheet date.

Fair value is the price that would be received to sell an asset or paid to transfer a liability in an ordinary transaction between market participants at the measurement date. The fair value measurement is based on the presumption that the transaction to sell the asset or transfer the liability takes place either:

- (i) In the principal market for asset or liability, or
- (ii) In the absence of a principal market, in the most advantageous market for the asset or liability.

The principal or the most advantageous market must be accessible by the Company.

The fair value of an asset or liability is measured using the assumptions that market participants would use when pricing the asset or liability, assuming that market participants act in their economic best interest.

A fair value measurement of a non-financial asset takes into account a market participant's ability to generate economic benefits by using the asset in its highest and best use or by selling it to another market participant that would use the asset in its highest and best use.

The Company uses valuation techniques that are appropriate in the circumstances and for which sufficient data are available to measure fair value, maximising the use of relevant observable inputs and minimizing the use of unobservable inputs.

All assets and liabilities for which fair value is measured or disclosed in the financial statements are categorized within the fair value hierarchy, described as follows, based on the lowest level input that is significant to the fair value measurement as a whole:

- Level 1-** Quoted (unadjusted) market prices in active markets for identical assets or liabilities
- Level 2-** Valuation techniques for which the lowest level input that is significant to the fair value measurement is directly or indirectly observable
- Level 3-** Valuation techniques for which the lowest level input that is significant to the fair value measurement is unobservable

For assets and liabilities that are recognized in the financial statements on a recurring basis, the Company determines whether transfers have occurred between levels in the hierarchy by re-assessing categorization (based on the lowest level input that is significant to fair value measurement as a whole) at the end of each reporting period.

For the purpose of fair value disclosures, the Company has determined classes of assets and liabilities on the basis of the nature, characteristics and risks of the asset or liability and the level of the fair value hierarchy as explained above.

2.21 Significant accounting judgments, estimates and assumptions

The preparation of the financial statements requires the management to make judgments, estimates and assumptions that affect the reported amounts of revenues, expenses, assets and liabilities, and the accompanying disclosures, and the disclosure of contingent liabilities. Uncertainty about these judgements, assumptions and estimates could result in outcomes that require a material adjustment to the carrying amount of the asset or liability affected in future periods.

Judgments

In the process of applying the Company's accounting policies, management has made the following judgments, which have the most significant effect on the amounts recognized in the financial statements.

a) **Leases**

The Company determines the lease term as the non-cancellable term of the lease, together with any periods covered by an option to extend the lease if it is reasonably certain to be exercised, or any periods covered by an option to terminate the lease, if it is reasonably certain not to be exercised.

The Company has several lease contracts that include extension and termination options. The Company applies judgement in evaluating whether it is reasonably certain whether or not to exercise the option to renew or terminate the lease. That is, it considers all relevant factors that create an economic incentive for it to exercise either the renewal or termination. After the commencement date, the Company reassesses the lease term if there is a significant event or change in circumstances that is within its control and affects its ability to exercise or not to exercise the option to renew or to terminate (e.g., construction of significant leasehold improvements or significant customisation to the leased asset).



Estimates and assumptions

The key assumptions concerning the future and other key sources of estimation uncertainty at the reporting date, that have a significant risk of causing a material adjustment to the carrying amounts of assets and liabilities within the next financial year, are described below. The Company based its assumptions and estimates on parameters available when the financial statements were prepared. Existing circumstances and assumptions about future developments, however, may change due to market changes or circumstances arising beyond the control of the Company. Such changes are reflected in the assumptions when they occur.

a) Taxes

Uncertainties exist with respect to the interpretation of tax regulations, changes in tax laws, and the amount and timing of future taxable income. Given the wide range of business relationships differences arising between the actual results and the assumptions made, or future changes to such assumptions, could necessitate future adjustments to tax income and expense already recorded. The Company establishes provisions, based on reasonable estimates. The amount of such provisions is based on various factors, such as experience of previous tax audits and differing interpretations of tax regulations by the taxable entity and the responsible tax authority.

b) Gratuity benefit

The cost of defined benefit plans (i.e. Gratuity benefit) is determined using actuarial valuations. An actuarial valuation involves making various assumptions which may differ from actual developments in the future. These include the determination of the discount rate, future salary increases, mortality rates and future pension increases. Due to the complexity of the valuation, the underlying assumptions and its long-term nature, a defined benefit obligation is highly sensitive to changes in these assumptions. All assumptions are reviewed at each reporting date. In determining the appropriate discount rate, management considers the interest rates of long term government bonds with extrapolated maturity corresponding to the expected duration of the defined benefit obligation. The mortality rate is based on publicly available mortality tables for India. Future salary increases and pension increases are based on expected future inflation rates for India. Further details about the assumptions used, including a sensitivity analysis, are given in Note 31.

c) Fair value measurement of financial instrument

When the fair value of financial assets and financial liabilities recorded in the balance sheet cannot be measured based on quoted prices in active markets, their fair value is measured using valuation techniques including the Discounted Cash Flow (DCF) model. The inputs to these models are taken from observable markets where possible, but where this is not feasible, a degree of judgment is required in establishing fair values. Judgments include considerations of inputs such as liquidity risk, credit risk and volatility. Changes in assumptions about these factors could affect the reported fair value of financial instruments.

d) Impairment of financial assets

The impairment provisions of financial assets are based on assumptions about risk of default and expected loss rates. The Company uses judgment in making these assumptions and selecting the inputs to the impairment calculation, based on Company's past history, existing market conditions as well as forward looking estimates at the end of each reporting period.

e) Impairment of non-financial assets

The Company assesses at each reporting date whether there is an indication that an asset may be impaired. If any indication exists, or when annual impairment testing for an asset is required, the Company estimates the asset's recoverable amount. An asset's recoverable amount is the higher of an asset's CGU's fair value less cost of disposal and its value in use. Where the carrying amount of an asset or CGU exceeds its recoverable amount, the asset is considered impaired and is written down to its recoverable amount.

In assessing value in use, the estimated future cash flows are estimated based on past trend and discounted to their present value using a pre-tax discount rate that reflects current market assessments of the time value of money and the risks specific to the asset. In determining fair value less costs of disposal, recent market transactions are taken into account. If no such transactions can be identified, an appropriate valuation model is used. These calculations are corroborated by valuation multiples, or other fair value indicators.

f) Provision for expected credit losses (ECL) of trade receivables and contract assets

The Company uses a provision matrix to calculate ECLs for trade receivables and contract assets. The provision rates are based on days past due for groupings of various customer segments that have similar loss patterns (i.e., by geography, product type, customer type and rating, and coverage by letters of credit and other forms of credit insurance). The provision matrix is initially based on the Company's historical observed default rates. The Company will calibrate the matrix to adjust the historical credit loss experience with forward-looking information. At every reporting date, the historical observed default rates are updated and changes in the forward-looking estimates are analysed.

The assessment of the correlation between historical observed default rates, forecast economic conditions and ECLs is a significant estimate. The amount of ECLs is sensitive to changes in circumstances and of forecast economic conditions. The Company's historical credit loss experience and forecast of economic conditions may also not be representative of customer's actual default in the future. The information about the ECLs on the Company's trade receivables and contract assets is disclosed in Note 7(c).

g) Property, Plant and Equipment

Property, Plant and Equipment represent significant portion of the asset base of the Company. The charge in respect of periodic depreciation is derived after determining an estimate of assets expected useful life and expected value at the end of its useful life. The useful life and residual value of Company's assets are determined by Management at the time asset is acquired and reviewed periodically including at the end of each year. The useful life is based on historical experience with similar assets, in anticipation of future events, which may have impact on their life such as change in technology.

2.21 New and amended standards

Ind AS 1 - Presentation of Financial Statements

The amendments require companies to disclose their material accounting policies rather than their significant accounting policies. Accounting policy information, together with other information, is material when it can reasonably be expected to influence decisions of primary users of general purpose financial statements. The amendments have had an impact on the Company's disclosures of accounting policies, but not on the measurement, recognition or presentation of any items in the Company's financial statements

Ind AS 12 - Income Taxes

The amendments clarify how companies account for deferred tax on transactions such as leases and decommissioning obligations. The amendments narrowed the scope of the recognition exemption in paragraphs 15 and 24 of Ind AS 12 (recognition exemption) so that it no longer applies to transactions that, on initial recognition, give rise to equal taxable and deductible temporary differences. The amendments had no impact, if any, in its financial statements.

Ind AS 8 - Accounting Policies, Changes in Accounting Estimates and Errors

The amendments will help entities to distinguish between accounting policies and accounting estimates. The definition of a change in accounting estimates has been replaced with a definition of accounting estimates. Under the new definition, accounting estimates are "monetary amounts in financial statements that are subject to measurement uncertainty". Entities develop accounting estimates if accounting policies require items in financial statements to be measured in a way that involves measurement uncertainty. The amendments had no impact on the Company's financial statements.

(This place has been left blank intentionally)



4 Property, plant and equipment

	As at March 31, 2024		As at March 31, 2023	
Carrying amounts of:				
Freehold land	444.59	1,093.10	444.59	444.59
Building	-	24.06	969.46	877.52
Plant and machinery	-	131.03	1,728.34	1,695.18
Furniture and fixtures	-	1,117.16	67.52	74.49
Vehicles	-	-	38.96	0.71
Office equipment	-	129.29	17.96	12.30
Electrical Equipments & Fittings	-	1,246.65	77.21	91.71
Computers	-	-	13.61	12.64
			<u>3,352.54</u>	<u>3,210.14</u>
Capital work in progress			8.52	174.75
			<u>3,361.06</u>	<u>3,384.89</u>
			Total	Capital Work in Progress
Cost/ carrying value:				
Balance as at April 01, 2022	444.59	1,093.10	106.01	7.86
Additions	-	24.06	7.30	-
Disposals/ adjustments	-	-	113.31	-
Balance as at March 31, 2023	444.59	1,117.16	106.01	7.86
Additions	-	129.29	4.71	38.43
Disposals/ adjustments	-	-	4.71	-
Balance as at March 31, 2024	444.59	1,246.65	118.02	46.29
Accumulated depreciation:				
Balance as at April 01, 2022	-	205.57	31.37	6.38
Depreciation expense	-	34.07	9.45	0.77
Disposals/ adjustments	-	239.64	40.82	7.15
Balance as at March 31, 2023	-	37.35	9.68	3.69
Depreciation expense	-	-	50.50	10.84
Disposals/ adjustments	-	276.99	-	-
Balance as at March 31, 2024	-	276.99	50.50	10.84
Net carrying value:				
Balance as at March 31, 2024	444.59	969.46	67.52	35.45
Balance as at March 31, 2023	444.59	877.52	72.49	0.71

4.1 Capital work-in-progress ageing schedule

Particulars	Amount in CWIP for a period of				Total
	Less than 1 year	1-2 years	2-3 years	More than 3 years	
As at March 31, 2024					
i. Projects in progress	8.52	-	-	-	8.52
Total	8.52	-	-	-	8.52
As at March 31, 2023					
i. Projects in progress	174.75	-	-	-	174.75
Total	174.75	-	-	-	174.75

- Note:
- Property, plant and equipment has been hypothecated as security by the Company (Refer note 16).
 - The Company undisputedly possesses the title deeds for all properties held by the Company under 'land and Buildings' in the above schedule.
 - Disclosure of capital commitment for the acquisition of property, plant and fixtures has been provided in note 32.
 - There are no projects which are either temporarily suspended on which or which has exceeded its budget.



JPR Labs Private Limited
Notes forming part of the financial statements for the year ended March 31, 2024
All amounts are in INR lacs unless otherwise stated

	As at March 31, 2024	As at March 31, 2023
5 Intangible assets		
Carrying amounts of :		
Computer software	13.78	20.09
	13.78	20.09
	Computer software	Total
Gross carrying value :		
Balance as at April 01, 2022	7.22	7.22
Additions	22.48	22.48
Disposals	-	-
Balance as at March 31, 2023	29.70	29.70
Additions	3.00	3.00
Disposals	-	-
Balance as at March 31, 2024	32.70	32.70
Accumulated amortisation:		
Balance as at April 01, 2022	2.42	2.42
Amortisation expense	7.19	7.19
Disposals	-	-
Balance as at March 31, 2023	9.61	9.61
Amortisation expense	9.31	9.31
Disposals	-	-
Balance as at March 31, 2024	18.92	18.92
Net carrying value:		
Balance as at March 31, 2024	13.78	13.78
Balance as at March 31, 2023	20.09	20.09

(This place has been left blank intentionally)



JPR Labs Private Limited
Notes forming part of the financial statements for the year ended March 31, 2024
All amounts are in INR lacs unless otherwise stated

	As at March 31, 2024	As at March 31, 2023
6 Other financial assets		
Non-Current (Unsecured and considered good) Financial assets carried at amortised cost		
Security deposits	36.99	36.91
	36.99	36.91

Notes:

- a. Security deposits (non-current) includes interest accrued and not due amounting to INR 1.89 Lacs and INR 1.89 Lacs as at March 31, 2024 and as at March 31, 2023 respectively.

	As at March 31, 2024	As at March 31, 2023
7 Income tax assets		
Income tax assets		
Income tax receivable (net of provisions)	6.57	3.07
Income tax assets / (liabilities)	6.57	3.07

(This place has been left blank intentionally)



	As at March 31, 2024	As at March 31, 2023
8 Contract Balances		
Contract balances includes following:		
Trade receivables (valued at amortised cost)		
Unsecured, considered good	917.70	957.96
Considered good - Related Parties (refer note 32C)	392.85	605.61
Significant increase in credit risk	-	-
Credit impaired	31.51	-
	1,342.06	1,563.57
Less: Allowance against expected credit loss	(31.51)	-
	1,310.55	1,563.57
Note:		
Movement of Allowance against expected credit loss	For the year ended Mar 31, 2024	For the year ended March 31, 2023
Balance at the beginning of the year	-	-
Provision recognized during the year	(31.51)	-
Provision utilized/ reversed during the year	-	-
Balance at the end of the year	(31.51)	-

8.1 Trade Receivables ageing schedule

As at March 31, 2024							
Particulars	Current but not due	Outstanding for following periods from due date of payment					Total
		Less than 6 Months	6 months - 1 year	1-2 years	2-3 years	More than 3 years	
Undisputed Trade Receivables - considered good	594.20	706.04	0.11	-	-	-	1,300.35
Disputed Trade receivables - considered good	-	-	10.20	-	-	-	10.20
Disputed Trade receivables - credit impaired	-	10.51	-	21.00	-	-	31.51
	594.20	716.55	10.31	21.00	-	-	1,342.06
As at March 31, 2023							
Particulars	Current but not due	Outstanding for following periods from due date of payment					Total
		Less than 6 Months	6 months - 1 year	1-2 years	2-3 years	More than 3 years	
Undisputed Trade Receivables - considered good	1,149.26	351.22	61.80	-	1.29	-	1,563.57
	1,149.26	351.22	61.80	-	1.29	-	1,563.57

Notes:

- Trade Receivable represents the amount of consideration in exchange for goods or services transferred to the customers that is unconditional. Trade receivables are usually non-interest bearing and are on trade term of 30 days to 90 days.
- The Company has used a practical expedient by computing the expected credit loss allowance for trade receivables based on historical credit loss experience and adjusted for forward looking information.
- There are no unbilled receivable. Hence, the same is not disclosed in the ageing schedule referred above.
- The company's exposure to credit and currency risk, and loss allowances related to trade receivables are disclosed in Note 33E.
- Trade receivables represent the amount of consideration in exchange for goods or services transferred to the customers that is unconditional.
- Trade receivables includes due from related parties INR 392.85 lacs (March 31, 2023 ; INR 605.61 lacs). No trade receivables or other receivables are due from directors or other officers of the Company either severally or jointly with any other person. In respect of trade or other receivable due from firms or private companies respectively in which any director is a director or a member, refer note below:

Mediforce Healthcare Private Limited
Shree Jee Laboratory Private Limited

40.40	106.30
199.10	39.53
239.50	145.83



JPR Labs Private Limited
Notes forming part of the financial statements for the year ended March 31, 2024
All amounts are in INR lacs unless otherwise stated

	As at March 31, 2024	As at March 31, 2023
9 Cash and cash equivalents		
Balances with banks		
- In current account	72.32	144.98
- in deposit account (with original maturity of 3 months or less)	-	357.42
Cash in hand	0.48	0.16
	72.80	502.56

Note:
The Company has undrawn borrowing facilities as at March 31, 2024 amounting to INR 2,007.48 lacs (March 31, 2023- INR 2,542.85 lacs), (refer note 32 (b).)

10 Other bank balances		
Fixed deposit account with original maturity of more than three months but less than twelve months	444.64	80.97
Fixed deposit with original maturity of more than twelve months	-	-
Fixed deposit account under Lien (refer note below)	18.05	16.66
	462.69	97.63

Note:
The deposit maintained by the Company with the banks are under lein for issuance of letter of credit and are made for period ranging from 90 to 365 days and earn interest at the respective short term deposit rates.

11 Loans		
Current		
(unsecured and considered good)		
Loan to employees	0.22	-
	0.22	-

Notes:
a.The loans classified as current are repayable on demand.
b.Further information about these loans is set out in Note 36. These financial assets are carried at amortised cost.

(This place has been left blank intentionally)




JPR Labs Private Limited
Notes forming part of the financial statements for the year ended March 31, 2024
All amounts are in INR lacs unless otherwise stated

	As at March 31, 2024	As at March 31, 2023
12 Other assets		
Non-Current (unsecured and considered good)		
Capital advances	32.51	5.49
Prepaid expenses	1.02	3.42
	<u>33.53</u>	<u>8.91</u>
Current (unsecured and considered good)		
Prepaid expenses	37.63	12.35
Advances for supply of material and services	70.92	75.33
Advances to employees	2.04	-
Balances with Government authorities	1,079.68	948.25
Government grant receivable	2.99	0.40
(unsecured and considered doubtful)		
Advances for supply of material and services	32.60	32.60
Less: Allowance for doubtful advances	(32.60)	(32.60)
	<u>1,193.26</u>	<u>1,036.33</u>
Note:		
(a) Movement in allowance for doubtful advances:	For the year ended Mar 31, 2024	For the year ended March 31, 2023
Balance at the beginning of the year	32.60	32.60
Provision recognized during the year	-	-
Provision utilized/ reversed during the year	-	-
Balance at the end of the year	<u>32.60</u>	<u>32.60</u>
(b) Movement of government grant:	For the year ended Mar 31, 2024	For the year ended March 31, 2023
Opening balance	0.40	2.55
Add: government grant income	11.98	10.71
Less: Grant received during the year	(9.39)	(12.86)
	<u>2.99</u>	<u>0.40</u>
13 Inventories	As at March 31, 2024	As at March 31, 2023
Raw materials	928.22	2,228.04
Work-in-progress	739.15	357.69
Finished goods	693.71	1,305.25
Stores and spares	45.42	37.62
	<u>2,406.50</u>	<u>3,928.60</u>
Note:		
The above inventory includes goods-in-transit as follows:		
Raw material	32.11	335.56
Finished goods	45.64	35.73
	<u>77.75</u>	<u>371.29</u>

Inventories write down are recognised, considering the nature of inventory, estimated shelf life, ageing of inventory and actual scrapping of inventory as well as provisioning policy of the Company. Write downs of inventories amounted to INR 200.74 lacs (March 31, 2023: INR 323.10 lacs). These written down were included in the cost of raw material and components consumed and changes in inventories of finished goods, work in progress and stock in trade.

(This place has been left blank intentionally)



14 Equity Share capital

	Equity shares	
	As at March 31, 2024	As at March 31, 2023
Authorised		
182,76,000 equity shares of INR 10 each (March 31, 2023 : 182,76,000 equity shares of INR 10 each)	1,827.60	1,827.60
4,27,24,000 preference shares of INR 10 each (March 31, 2023 : 4,27,24,000 preference share of INR 10 each)	4,272.40	4,272.40
Issued, subscribed and fully paid up		
174,73,940 equity shares of INR 10 each fully paid up (March 31, 2023 : 174,73,940 equity shares of INR 10 each)	1,747.39	1,747.39
322,18,860 0.01% optionally convertible non cumulative redeemable preference shares (OCRPS) of INR 10 each (March 31, 2023 : 122,18,860 preference shares of INR 10 each)	3,221.89	1,221.89
	4,969.28	2,969.28

Notes:

(i) Rights, preferences and restrictions attached to Equity Shares

The Company has only one class of equity shares having a par value of INR 10 per share. Each holder of equity shares is entitled to one vote per share. In the event of liquidation of the Company, holder of equity shares will be entitled to receive remaining assets of the Company after distribution of all preferential amount. The distribution will be in proportion to the number of equity shares held by the shareholders.

(ii) Rights, preferences and restrictions attached to 0.01% Optionally Convertible Non Cumulative Redeemable Preference Shares (OCRPS)

The OCRPS shall carry a dividend @ 0.01% which shall be non cumulative. The OCRPS may be redeemable either in full or partially in one or more tranches during the tenure of OCRPS at the option of the Company subject to availability of adequate profits in compliance with the provision of the Act. The tenure of OCRPS shall be upto September 30, 2038. If OCRPS are converted, 1 OCRPS of INR. 10/- each will be converted into 1 Equity share of INR. 10/- each. If OCRPS is redeemed in cash, the redemption will be made out of higher of fair value of shares on date of redemption or issue price of OCRPS i.e., INR. 235/- per share.

The OCRPS will carry preferential rights vis-a-vis equity shares of the company w.r.t to payment of dividend and repayment of capital during winding up. The OCRPS shall be non-participating in the surplus funds, surplus assets and profits, on winding-up which may remain after the entire capital has been repaid. The OCRPS shall carry voting rights as may be prescribed under the provisions of Section 47(2) of the Companies Act, 2013. Considering that the Company has right to redeem i.e. unconditional right to avoid delivering cash or other financial asset to the holder, the instrument has been considered as equity in accordance with Ind AS 32: Financial Instruments: Presentation.

(iii) Reconciliation of the number of shares and amount outstanding at the beginning and at the end of the year:

a) Issued equity capital

Particulars	As at March 31, 2024		As at March 31, 2023	
	Number	Amount	Number	Amount
Equity shares outstanding at the beginning of the year	17,473,940	1,747.39	8,276,000	827.60
Add : Issued during the year	-	-	9,197,940	919.79
Equity shares outstanding at the end of the year	17,473,940	1,747.39	17,473,940	1,747.39

b) 0.01% Optionally Convertible Non Cumulative Redeemable Preference Shares (OCRPS) of INR 10 each issued and fully paid

Particulars	As at March 31, 2024		As at March 31, 2023	
	No. of Shares	Amount in INR Lacs	No. of Shares	Amount in INR Lacs
Preference shares outstanding at the beginning of the year	12,218,860	1,221.89	2,218,860	221.89
Add : Issued during the year	20,000,000	2,000.00	10,000,000	1,000
Preference shares outstanding at the end of the year	32,218,860	3,221.89	12,218,860	1,221.89

(iv) Details of shares held by the holding company

Particulars	As at March 31, 2024		As at March 31, 2023	
	No. of Shares	Amount in INR Lacs	No. of Shares	Amount in INR Lacs
Mankind Pharma Limited (holding company)				
- Equity shares	17,473,940	1,747.39	17,473,940	1,747.39
- 0.01% Optionally Convertible Non Cumulative Redeemable Preference Shares (OCRPS)	32,218,860	3,221.89	12,218,860	1,221.89

(v) Details of shareholders holding more than 5% shares in the Company (representing legal and beneficial ownership):

Name of shareholders	As at March 31, 2024		As at March 31, 2023	
	No. of Shares	Amount in INR Lacs	No. of Shares	Amount in INR Lacs
Equity shares				
Mankind Pharma Limited (holding company)	17,473,940	100%	17,473,940	100%
	17,473,940	100%	17,473,940	100%
0.01% Optionally Convertible Non Cumulative Redeemable Preference Shares (OCRPS)				
Mankind Pharma Limited (holding company)	32,218,860	100%	12,218,860	100%
	32,218,860	100%	12,218,860	100%

(vi) Shares issued for consideration other than cash

In FY 2023 the Company had issued and allotted 91,97,940 Equity shares of Rs. 10/-each at a premium of Rs. 44.36/- per share aggregating to INR 5,000.00 lacs for consideration other than cash to Mankind Pharma Limited by conversion of outstanding unsecured loan including interest thereon.

In FY 2019 the Company had issued and allotted 22,18,860 0.01% Optionally Convertible Non-cumulative redeemable preference Shares ("OCRPS") of Rs. 10/-each at a premium of Rs. 225/- per share aggregating to INR 5,214.32 lacs for consideration other than cash to Mankind Pharma Limited by conversion of outstanding unsecured loan including interest thereon.

(vii) Details of shares held by promoter:

As at March 31, 2024				
S.No	Promoter Name	Number of shares held	% of total shares	% change during the year
1	Mankind Pharma Limited (holding company)	17,473,940	100.00%	-

As at March 31, 2023				
S.No	Promoter Name	Number of shares held	% of total shares	% change during the year
1	Mankind Pharma Limited (holding company)	17,473,940	100.00%	-



JPR Labs Private Limited
Notes forming part of the financial statements for the year ended March 31, 2024
All amounts are in INR lacs unless otherwise stated

	<u>As at</u> <u>March 31, 2024</u>	<u>As at</u> <u>March 31, 2023</u>
15 Other equity		
Securities premium reserve	9,028.65	9,028.65
Retained earnings	(7,894.74)	(5,191.84)
	<u>1,133.91</u>	<u>3,836.81</u>

15.1 Securities premium reserve

Balance at the beginning of the year	9,028.65	4,948.44
Movement during the year	-	4,080.21
Balance at the end of the year	<u>9,028.65</u>	<u>9,028.65</u>

Note: The Company recognises amount of premium received on issue of equity/preference shares as securities premium. The same can be utilised for specific purposes as specified under The Companies Act, 2013.

15.2 Retained earnings

Balance at the beginning of the year	(5,191.84)	(3,315.54)
Loss for the year	(2,701.62)	(1,875.64)
Other comprehensive income	(1.28)	(0.66)
Balance at the end of the year	<u>(7,894.74)</u>	<u>(5,191.84)</u>

(This place has been left blank intentionally)



JPR Labs Private Limited
Notes forming part of the financial statements for the year ended March 31, 2024
All amounts are in INR lacs unless otherwise stated

	As at March 31, 2024	As at March 31, 2023
16 Borrowings		
Current		
(Secured, at amortised cost)		
Cash credit facility from bank	1,492.52	957.15
Loans from related parties (refer note 33C)	-	492.67
	<u>1,492.52</u>	<u>1,449.82</u>

Note:

- a) Cash Credit facility from HDFC bank is secured by way of following:
- Hypothecation by way of first and exclusive charges on all present and future current assets inclusive of stocks and book debts and property plant and machinery.
 - Equitable mortgage of the self occupied properties at Plot no. 74/A, Pharma City, Thanam Village, Parwada Mandal, Vishakhapatnam.
 - Corporate guarantee of Mankind Pharma Limited (Holding Company)
- b) Movement of short-term borrowing during the year:

Particulars	Borrowings	
	March 31, 2024	March 31, 2023
Opening balances	1,449.82	3,867.34
Cash inflow	535.37	3,499.86
Cash outflow	(492.67)	(1,234.72)
Conversion of loan to equity shares	-	(5,000.00)
Interest expense	113.25	401.25
Interest paid	(113.25)	(83.91)
Closing balances	<u>1,492.52</u>	<u>1,449.82</u>

- c) Loan from related parties represents unsecured loan obtained from holding company; Mankind pharma limited. The loan has a tenure of 5 years repayable on demand carrying interest @ 7.25 % p.m. payable along with repayment of outstanding loans.
- d) Quarterly returns or statements of current assets filed by the company with banks or financial institutions are in agreement with the books of accounts.

	As at March 31, 2024	As at March 31, 2023
17 Provisions		
Non-current		
Provision for employee benefits		
Provision for gratuity (net) (refer note 33A)	29.45	20.38
	<u>29.45</u>	<u>20.38</u>
Current		
Provision for employee benefits		
Provision for compensated absences	97.29	72.25
Provision for gratuity (net) (refer note 33A)	24.15	20.43
	<u>121.44</u>	<u>92.68</u>

(This place has been left blank intentionally)



JPR Labs Private Limited
Notes forming part of the financial statements for the year ended March 31, 2024
All amounts are in INR lacs unless otherwise stated

	As at March 31, 2024	As at March 31, 2023
18 Other liabilities		
Current		
Contract liabilities	-	0.04
Statutory liabilities	16.71	12.21
Others	-	2.21
	<u>16.71</u>	<u>14.46</u>
19 Trade payables		
Current		
i. Total outstanding dues of micro enterprises and small enterprises (see note c below)	87.16	109.08
ii. total outstanding dues of creditors other than micro enterprises and small enterprises	1,040.56	1,930.64
	<u>1,127.72</u>	<u>2,039.72</u>

19.1 Trade Payable ageing schedule

As at March 31, 2024

Particulars	Un-Billed	Not due	Outstanding for following periods from due date of payment				Total
			Less than 1 year	1-2 years	2-3 years	More than 3 years	
Total outstanding dues of micro enterprises and small enterprises	28.02	42.62	16.51	-	-	-	87.16
Total outstanding dues of creditors other than micro enterprises and small enterprises	176.60	772.95	81.35	9.66	-	-	1,040.56
Total	<u>204.62</u>	<u>815.58</u>	<u>97.86</u>	<u>9.66</u>	<u>-</u>	<u>-</u>	<u>1,127.72</u>

As at March 31, 2023

Particulars	Un-Billed	Not due	Outstanding for following periods from due date of payment				Total
			Less than 1 year	1-2 years	2-3 years	More than 3 years	
Total outstanding dues of micro enterprises and small enterprises	21.73	24.16	63.18	-	-	-	109.07
Total outstanding dues of creditors other than micro enterprises and small enterprises	459.07	413.90	1,057.67	-	-	-	1,930.64
Total	<u>480.80</u>	<u>438.06</u>	<u>1,120.85</u>	<u>-</u>	<u>-</u>	<u>-</u>	<u>2,039.71</u>

Note:

- The average credit period on purchases is upto 90 days for the Company. The Company however ensures that all payables are paid within the pre agreed credit limits. Trade Payables are unsecured and non interest bearing.
- Trade payable includes payable to related parties of INR 13.95 Lacs (March 31, 2023: INR 964.95 Lacs).
- Information as required to be furnished as per section 22 of the Micro, Small and Medium Enterprises Development Act, 2006 (MSMED Act) for the year ended March 31, 2024 is given below. This information has been determined to the extent such parties have been identified on the basis of information available with the Company.

	As at March 31, 2024	As at March 31, 2023
(i) The principal amount and the interest due thereon remaining unpaid to any supplier covered under MSMED Act:		
- Principal amount	59.14	66.90
- Interest thereon	28.02	20.18
(ii) the amount of interest paid by the buyer in terms of section 16, of the MSMED Act, 2006 along with the amounts of the payment made to the supplier beyond the appointed day during each accounting year	-	-
(iii) the amount of interest due and payable for the period of delay in making payment (which have been paid but beyond the appointed day during the year) but without adding the interest specified under this Act	-	-
(iv) the amount of interest accrued and remaining unpaid at the end of each accounting year	28.02	20.18
(v) the amount of further interest remaining due and payable even in the succeeding years, until such date when the interest dues above are actually paid to the small enterprise for the purpose of disallowance as a deductible expenditure under section 23 of the MSMED Act, 2006	-	-

The total dues of Micro and Small Enterprises which were outstanding for more than stipulated period are INR 87.16 lacs (March 31, 2023 : 109.08 lacs).

20 Other financial liabilities

Current		
Capital creditors	6.42	89.29
Trade/ security deposits from vendors and others	0.50	-
	<u>6.92</u>	<u>89.29</u>



JPR Labs Private Limited
Notes forming part of the financial statements for the year ended March 31, 2024
All amounts are in INR lacs unless otherwise stated

			As at March 31, 2024	As at March 31, 2023
21 Deferred tax balances				
Deferred tax liabilities			(155.46)	(188.36)
Deferred tax assets			155.46	118.24
Deferred tax assets / (liabilities) (net)			-	(70.12)
Year ended March 31, 2024	Opening Balance	Recognised in Profit or loss	Recognised in other comprehensive Income	Closing balance
Deferred tax liabilities in relation to Property, plant and equipment	(188.36)	32.89	-	(155.46)
	(188.36)	32.89	-	(155.46)
Deferred tax assets in relation to				
Provision for employee benefits	28.44	8.95	0.26	37.65
Provision for doubtful loans and advances	8.48	-	-	8.48
Provision for doubtful debts	-	7.93	-	7.93
Provision for slow moving inventories	81.32	62.16	-	143.48
Deferred tax assets limited to deferred tax liabilities	-	(42.07)	-	(42.07)
	118.24	36.97	0.26	155.46
Deferred tax liabilities (net)	(70.12)	69.86	0.26	-
Year ended March 31, 2023	Opening Balance	Recognised in Profit or loss	Recognised in other comprehensive Income	Closing balance
Deferred tax liabilities in relation to Property, plant and equipment	(194.25)	5.89	-	(188.36)
	(194.25)	5.89	-	(188.36)
Deferred tax assets in relation to				
Provision for employee benefits	23.11	5.11	0.22	28.44
Provision for doubtful loans and advances	8.48	-	-	8.48
Provision for slow moving inventories	6.81	74.51	-	81.32
	38.40	79.62	0.22	118.24
Deferred tax liabilities (net)	(155.85)	85.51	0.22	(70.12)

Deferred tax assets and liabilities are being offset as they relate to taxes on income levied by the same governing taxation laws.

Note:

1) Due to losses, the company has business losses and unabsorbed depreciation and in accordance with Ind AS-12, the company has not recognised deferred tax asset on these losses as at March 31, 2024. Had the company recognised deferred tax assets on business losses, unabsorbed depreciation and other items, the profit would have been higher by INR 604.85 lacs (March 31, 2023: INR 424.57 lacs).

The Company has not created deferred tax assets on losses since there is no reasonable certainty of realisation of such assets in future.



JPR Labs Private Limited
Notes forming part of the financial statements for the year ended March 31, 2024
All amounts are in INR lacs unless otherwise stated

	Year ended March 31, 2024	Year ended March 31, 2023
22 Revenue from operations		
22.1 Revenue from contracts with customers		
Sale of products	5,271.55	5,782.34
22.2 Other operating revenues		
Sale of services	30.03	-
	30.03	-
	5,301.58	5,782.34

Notes:

(a) Disaggregated revenue information

Segment		Year ended March 31, 2024	Year ended March 31, 2023
	Type of goods/services		
(i) Type of goods & service			
Sale of active pharmaceutical ingredients		5,301.58	5,782.34
Total revenue from contracts with customers		5,301.58	5,782.34
(ii) Geographical information			
Within India		4,858.22	4,951.79
Outside India		443.36	830.55
Total revenue from contracts with customers		5,301.58	5,782.34
(iii) Timing of revenue recognition			
Goods transferred at a point of time		5,271.55	5,782.34
Services transferred over the time		30.03	-
Total revenue from contracts with customers		5,301.58	5,782.34

(b) Contract balances

Trade receivables (refer note 8)	1,342.06	1,563.57
Contract liabilities (refer note 18)	-	0.04

(c) Reconciling the amount of revenue recognised in the statement of profit and loss with the contracted price

Revenue as per contracted price	5,726.86	5,917.42
Adjustments:		
Sales return	(425.28)	(135.08)
Revenue from contracts with customers	5,301.58	5,782.34

(d) Performance obligations

Performance obligation in respect of sale of goods is satisfied when control of the goods is transferred to the customer, generally on delivery of the goods and payment is generally due within 30 days from delivery of goods.

23 Other income

Interest income

Interest income earned on:		
- bank deposits (at amortised cost)	34.40	10.98
- financial assets (at amortised cost)	1.89	1.89
Interest received on income tax refund	0.23	0.41
Other interest income	0.14	-
	36.66	13.28

Other non-operating income

Insurance claim received	-	16.70
Export incentives	11.98	10.71
Scrap sales	4.57	10.89
Others	27.51	0.18
	44.06	38.48

80.72	51.76
--------------	--------------



JPR Labs Private Limited
Notes forming part of the financial statements for the year ended March 31, 2024
All amounts are in INR lacs unless otherwise stated

	Year ended March 31, 2024	Year ended March 31, 2023
24 Cost of raw material and packing material consumed		
a Raw material and packing materials consumed		
Inventory at the beginning of the period (refer note 13)	2,228.04	1,246.72
Add: Purchases	3,779.36	5,982.23
	6,007.40	7,228.95
Less: inventory at the end of the period (refer note 13)	(928.22)	(2,228.04)
	5,079.18	5,000.91
25 Changes in inventories of finished goods and work in progress		
Opening Stock:		
Finished goods	1,305.25	1,032.44
Work in progress	357.69	583.43
	1,662.94	1,615.87
Closing Stock:		
Finished goods	693.71	1,305.25
Work in progress	739.15	357.69
	1,432.86	1,662.94
Net (increase) in inventories of finished goods and work in progress	230.08	(47.07)
26 Employee benefits expense		
Salaries, bonus and wages	978.46	772.19
Contribution to provident and other fund	81.50	58.84
Gratuity expense (refer note 33(A))	12.97	9.97
Staff welfare expenses	53.05	51.07
	1,125.98	892.07
27 Finance Costs		
Interest expense on borrowings	113.25	401.25
Interest on delay deposit of income tax	0.01	0.76
Other finance costs	35.91	30.84
	149.17	432.85
28 Depreciation and amortisation expense		
Depreciation on property, plant and equipment (Refer Note 4)	385.24	317.72
Amortisation of intangible assets (Refer Note 5)	9.31	7.19
	394.55	324.91

(This place has been left blank intentionally)



JPR Labs Private Limited
Notes forming part of the financial statements for the year ended March 31, 2024
All amounts are in INR lacs unless otherwise stated

	Year ended March 31, 2024	Year ended March 31, 2023
29 Other expenses		
Consumption of stores and spares	42.78	24.05
Power and fuel	363.02	307.81
Repair and maintenance		
- Machinery	147.55	121.36
- Building	56.37	104.05
- others	6.72	12.49
Insurance	23.56	17.36
Rates and taxes	17.78	38.07
Communication expenses	2.39	3.70
Postage and courier	3.07	1.80
Travelling and conveyance	12.73	8.90
Printing and stationery	16.53	9.02
Freight cartage and other distribution cost	11.65	9.61
Commission and brokerage	16.13	17.94
Donation and contributions	-	0.02
Legal and professional charges	15.30	14.81
Payments to auditors	7.00	6.90
Training and recruitment expenses	0.50	1.50
Advertising and sales promotion expenses	0.15	0.25
Security expenses	19.02	17.46
Testing and inspection charges	126.92	279.29
Bank charges	6.41	6.86
Balances written off	14.87	-
Loss on foreign exchange fluctuation	13.43	1.30
Allowance for expected credit loss	31.51	-
Miscellaneous expenses	219.72	187.04
Total	1,175.33	1,191.59

Note:

Payments to the auditors (excluding input tax)

I To statutory auditors		
a) Audit fees	7.00	6.90
b) Reimbursement of expenses	-	-
	7.00	6.90

(This place has been left blank intentionally)



JPR Labs Private Limited
Notes forming part of the financial statements for the year ended March 31, 2024
All amounts are in INR lacs unless otherwise stated

	Year ended March 31, 2024	Year ended March 31, 2023
30 Income taxes		
30.1 Income tax recognised in the Statement of profit and loss		
Current tax		
In respect of the current year	-	-
In respect of the previous year	-	-
Deferred tax		
In respect of the current year	(70.37)	(85.52)
	(70.37)	(85.52)
Total income tax expense recognised in the current year	(70.37)	(85.52)
The Income tax expense for the year can be reconciled to the accounting profit as follows:		
Loss before tax from continuing operations	(2,771.99)	(1,961.16)
Statutory income tax rate	25.168%	25.168%
Income tax expense at statutory income tax rate	(697.65)	(493.58)
Effect of expenses that are not deductible in determining taxable profit	0.36	(0.56)
Impact of under/over calculation of DTA/ DTL of previous year	(19.95)	-
Impact of DTA limited to DTL	42.07	-
Effect of unused tax losses on which no deferred tax has been created	604.80	408.62
At the effective income tax rate of Nil (March 31, 2023: Nil)	(70.37)	(85.52)
30.2 Income tax recognised in other comprehensive income		
Income tax relating to item that will not be reclassified to profit or loss		
- Remeasurement of the defined benefit plan	(0.26)	0.22
Total income tax expense recognised in other comprehensive income	(0.26)	0.22

(This place has been left blank intentionally)



31 Earnings per equity share

Basic earnings per equity share has been computed by dividing net profit after tax by the weighted average number of equity shares outstanding for the year. Diluted earnings per equity share has been computed using the weighted average number of equity shares and dilutive potential equity shares outstanding during the year.

The following reflects the income and share data used in the basic and diluted EPS computations:

		Year ended March 31, 2024	Year ended March 31, 2023
Loss for the year attributable to equity holders	INR lacs	(2,701.62)	(1,875.64)
Weighted average number of equity shares used for computing basic earning per share	Number	17,473,940	8,527,998
Nominal Value of Equity Shares	INR	10.00	10.00
Basic earnings per share	INR	(15.46)	(21.99)
Dilutive earnings per share		(15.46)	(21.99)

Note:

- Basic and Diluted EPS have been calculated only considering the number of Equity shares.
- Optionally Convertible Preference Shares that could potentially dilute basic earnings per share in the future have not been included in the calculation of Diluted Earnings Per Share because they are antidilutive for the year ended March 31, 2024 and March 31, 2023.

32 Commitments and Contingencies

	As at March 31, 2024	As at March 31, 2023
a Commitments		
Estimated amount of capital contracts remaining to be executed and not provided for (net of advances)	0.53	96.54
	<u>0.53</u>	<u>96.54</u>

b Undrawn committed borrowing facility


The Company has availed cash credit limits of INR 3,000 lacs and unfunded bank limits of INR 500 lacs from HDFC bank secured by way of following:

- hypothecation by way of first and exclusive charges on all present and future current assets inclusive of stocks and book debts.
- Equitable mortgage of the self occupied properties at Plot no. 74/A, Pharma City, Thanam Village, Parwada Mandal, Vishakhapatnam. Of the above, amount of INR 1,507.48 lacs remains undrawn as at March 31, 2024 and INR 2,042.85 lacs as at March 31, 2023).

c

During the year, the Income Tax Department ('the department') had conducted a search under section 132 of the Income Tax Act, 1961 ('the Act') on holding Company's registered office, corporate office, few of its manufacturing locations, residence of few of its employees/key managerial personnel, other premises and few of its group entities. The Income Tax Department consequent to search on holding company, has also issued notices under Section 148 of the Income Tax Act 1961 in December 2023 which requires the Company to furnish income tax returns in response to notice under Section 148 of the Act for the assessment years 2020-21, 2021-22 and 2022-23. The Company has filed income tax returns in response to such notices under section 148 of the Act. Based on the returns filed in response to section 148 and the assessment made by the management and its tax advisor, the Company is of the view that no material adjustments are required to be made in these financial statements.

(This place has been left blank intentionally)



33 OTHER NOTES ON ACCOUNTS

A Employee Benefits:

Disclosures pursuant to Ind AS - 19 "Employee Benefits" (specified under the section 133 of the Companies Act 2013 (the Act) read with Companies (Indian Accounting Standards) Rule 2015 (as amended from time to time) and other relevant provision of the Act) are given below :

a. Defined contribution plan

The Company's contribution to the Employees Provident Fund is deposited with the Regional Provident Fund Commissioner for qualifying employees. Under the scheme, the Company is required to contribute a specified percentage of payroll cost to the retirement benefit plan to fund the benefits.

	Year ended March 31, 2024	Year ended March 31, 2023
Contribution to Defined Contribution Plan, recognised as expense for the year is as u		
Employer's Contribution towards Provident Fund (PF)	36.82	31.09
	36.82	31.09

b. Defined benefit plan – Gratuity plan

The Company's contribution towards its gratuity liability is a defined benefit retirement plan. Under the gratuity plan, every employee who has completed at least five years of service usually gets a gratuity on departure @ 15 days of last drawn salary for each completed year of service. The present value of obligation is determined based on actuarial valuation using the Projected Unit Credit Method, which recognises each period of service as giving rise to additional unit of employee benefit entitlement and measures each unit separately to build up the final obligation.

The gratuity liability arises on retirement, withdrawal, resignation and death of an employee. The aforesaid liability is calculated on the basis of fifteen days salary (i.e. last drawn basic salary) for each completed year of service subject to completion of five years service.

(i) Risks associated with Plan Provisions

Risks associated with the plan provisions are actuarial risks. These risks are:- (i) interest rate risk (discount rate risk), (ii)

Risk	Description
Interest rate risk (discount rate risk)	A decrease in the bond interest rate (discount rate) will increase the plan liability
Mortality risk	The present value of the defined benefit plan liability is calculated by reference to the best estimate of the mortality of plan participants. For this report we have used Indian Assured Lives Mortality (2012-14) ultimate table. A change in mortality rate will have a bearing on the plan's liability.
Salary growth risk	The present value of the defined benefit plan liability is calculated with the assumption of salary increase rate of plan participants in future. Deviation in the rate of increase of salary in future for plan participants from the rate of increase in salary used to determine the present value of obligation will have a bearing on the plan's liability.

(ii) Principal actuarial assumptions:

Principle actuarial assumption used to determine the present value of the benefit obligation are as follows:

S. No.	Particulars	Refer note below	As at March 31, 2024	As at March 31, 2023
i.	Discount rate (p.a.)	1	7.25%	7.18%
ii.	Salary escalation rate (p.a.)	2	9.00%	9.00%
iii.	Number of employees		166	148
iv.	Average remaining working life (years)		24.78	25.09
v.	Weighted Average duration		4.06	4.02

Notes

- The discount rate is based on the prevailing market yields of Indian Government securities as at the balance sheet date for the estimated term of
- The estimates of future salary increases considered takes into account the inflation, seniority, promotion and other relevant factors.

(iii) Demographic assumptions:

	As at March 31, 2024	As at March 31, 2023
Retirement age	58 years	58 years
Mortality rate	(100% of IALM 2012-14)	(100% of IALM 2012-14)
Attrition rate		
Upto 30 years	28%	28%
From 31 to 44 years	22%	22%
Above 44 years	17%	17%

The following tables set out the funded status of the gratuity plan and amounts recognised in the Company's financial statements:

a. Net defined benefit expense (recognised in the Statement of profit and loss for the year)

Particulars	Year ended March 31, 2024	Year ended March 31, 2023
Current service cost	10.04	7.98
Net interest expenses	2.93	1.99
Components of defined benefit costs recognised in statement of profit and loss	12.97	9.97

b. Remeasurement (gain)/ loss recognised in other comprehensive income

Particulars	Year ended March 31, 2024	Year ended March 31, 2023
Actuarial (gains)/losses due to change in demographic assumptions	-	-
Actuarial (gains)/losses due to change in financial assumptions	(0.11)	(1.34)
Actuarial (gains)/losses due to change in experience variance	1.13	2.23
Component of defined benefit costs recognised in other comprehensive	1.02	0.89

The current service cost and the net interest expense for the year are included in the 'Employee benefits expense' in the statement of profit and loss. The remeasurement of the net defined benefit liability is included in the other comprehensive income.

c. The amount included in the Balance sheet arising from the entity's obligation in respect of its defined benefit plans are as follows:

Particulars	As at March 31, 2024	As at March 31, 2023
Present value of Defined Benefit obligation	(53.59)	(40.81)
Unfunded status - deficit	(53.59)	(40.81)
Current portion	24.15	20.43
Non-current portion	29.45	20.38



d. Reconciliation of opening and closing balances of Defined Benefit obligation

Particulars	As at	
	March 31, 2024	March 31, 2023
Opening defined benefit obligation	40.81	33.08
Acquisition adjustment	1.23	-
Current service cost	10.04	7.98
Interest cost	2.93	1.99
Actuarial (gain)/loss on obligation	1.02	0.89
Benefit paid directly by the enterprise	(2.44)	(3.13)
Closing defined benefit obligations	53.59	40.81

e. Sensitivity analysis

Significant actuarial assumptions for the determination of the defined benefit obligation are discount rate and expected salary increase. The sensitivity analyses below have been determined based on reasonably possible changes of the assumptions occurring at the end of the reporting period, while holding all other assumptions constant.

Particulars	Year ended March 31, 2024		Year ended March 31, 2023	
	Decrease	Increase	Decrease	Increase
	Discount Rate (-/+0.5%)	0.83	(0.80)	0.59
Salary Growth Rate (-/+0.5%)	(0.79)	0.82	(0.56)	0.58

The sensitivity analysis presented above may not be representative of the actual change in the defined benefit obligation as it is unlikely that the change in assumptions would occur in isolation of one another as some of the assumptions may be correlated.

Furthermore, in presenting the above sensitivity analysis, the present value of the defined benefit obligation has been calculated using the projected unit credit method at the end of the reporting period, which is the same as that applied in calculating the defined benefit liability recognised in the Balance sheet.

f. The expected maturity analysis of defined benefit obligation is as follows:

Expected cash flows over the next	As at		As at	
	March 31, 2024	March 31, 2023	March 31, 2024	March 31, 2023
Within the next 12 months (next annual reporting period)	24.15	20.43		
Between 2 and 5 years	16.41	11.00		
More than 5 years	13.05	9.38		
	53.60	40.81		

g. Expected Company contribution for the next year 14.26 9.30

B Segment Information

Basis for segmentation

A. Geographic Segment

Revenue from external customers on account of sale of products amounting to INR 449.20 lacs (March 31, 2023 : INR 830.55 lacs).

B. Major Customer

There are major customers which accounted for 10% or more of the company's revenue for the year ended March 31, 2024 and March 31, 2023 respectively. The total amount of revenue from such customers are INR 1,753.59 lacs and INR 760.14l for the year ended March 31, 2024 and March 31, 2023 respectively.

(This place has been left blank intentionally)



C Related Party Disclosures

The related parties as per the terms of Ind AS-24, "Related Party Disclosures", (under the section 133 of the Companies Act 2013 (the Act) read with Companies (Indian Accounting Standards) Rule 2015 (as amended from time to time) and other relevant provision of the Act) are disclosed below:-

(a) Names of related parties and nature of related party relationships where control exists :

Holding Company Mankind Pharma Limited

(b) Other related parties and nature of related party relationship with whom transactions have taken place during the year:

(i) Key Management Personnel (KMP) Mr. Kolla Venkata Mohan Rao (Whole time Director)

(ii) Enterprises over which KMP exercise significant influence
 Shree Jee Laboratory Private Limited
 Pharma Force Lab
 Sirmour Remedies Private Limited
 ANM Pharma Private Limited
 JK. Print Packs
 Copmed Pharmaceutical Private Limited
 Mediforce Healthcare Private Limited
 A S Packers

Transactions during the period

Particulars	For the year ended	Holding Company	KMP	Enterprises over which KMP exercise significant influence	Total
a. Loan received (net)					
Mankind Pharma Limited	March 31, 2024		-	-	-
	March 31, 2023	3,500.00	-	-	3,500.00
a. Loan repaid (net)					
Mankind Pharma Limited	March 31, 2024	492.67	-	-	-
	March 31, 2023	-	-	-	-
b. Interest Paid					
Mankind Pharma Limited	March 31, 2024	7.83	-	-	7.83
	March 31, 2023	317.41	-	-	317.41
c. Sales					
Mankind Pharma Limited	March 31, 2024	609.76	-	-	609.76
	March 31, 2023	402.90	-	-	402.90
Shree Jee Laboratory Private Limited	March 31, 2024	-	-	617.81	617.81
	March 31, 2023	-	-	167.74	167.74
Pharma Force Lab	March 31, 2024	-	-	89.28	89.28
	March 31, 2023	-	-	371.71	371.71
JK. Print Packs	March 31, 2024	-	-	355.50	355.50
	March 31, 2023	-	-	145.84	145.84
Mediforce Healthcare Private Limited	March 31, 2024	-	-	114.04	114.04
	March 31, 2023	-	-	194.50	194.50



JPR Labs Private Limited
Notes forming part of the financial statements for the year ended March 31, 2024
All amounts are in INR lacs unless otherwise stated

d. Corporate Guarantee Commission						
Mankind Pharma Limited	March 31, 2024	30.58	-	-	-	30.58
	March 31, 2023	21.00	-	-	-	21.00
e. Purchases						
Mankind Pharma Limited	March 31, 2024	0.17	-	-	-	0.17
	March 31, 2023	-	-	-	-	-
Shree Jee Laboratory Private Limited	March 31, 2024	-	-	-	-	-
	March 31, 2023	-	-	118.86	-	118.86
A S Packers	March 31, 2024	-	-	0.19	-	0.19
	March 31, 2023	-	-	-	-	-
f. Purchase of assets						
Shree Jee Laboratory Private Limited	March 31, 2024	-	-	-	-	-
	March 31, 2023	-	-	12.50	-	12.50
Mankind Pharma Limited	March 31, 2024	9.63	-	-	-	-
	March 31, 2023	-	-	-	-	-
g. Commission						
ANM Pharma Private Limited	March 31, 2024	-	-	1.06	-	1.06
	March 31, 2023	-	-	3.34	-	3.34
h. Reimbursement of expenses						
Mankind Pharma Limited	March 31, 2024	-	-	-	-	-
	March 31, 2023	182.96	-	-	-	182.96
i. Services Received (Testing and inspection charges)						
Mankind Pharma Limited	March 31, 2024	13.30	-	-	-	13.30
	March 31, 2023	162.94	-	-	-	162.94
j. Remuneration to KMP						
Mr. Kolla Venkata Mohan Rao	March 31, 2024	-	69.96	-	-	69.96
	March 31, 2023	-	75.49	-	-	75.49
k. Conversion of Borrowings (including interest accrued thereon) into Equity shares						
Mankind Pharma Limited	March 31, 2024	-	-	-	-	-
	March 31, 2023	5,000.00	-	-	-	5,000.00
l. Issue of optionally convertible prefshare shares						
Mankind Pharma Limited	March 31, 2024	2,000.00	-	-	-	2,000.00
	March 31, 2023	1,000.00	-	-	-	1,000.00



JPR Labs Private Limited
Notes forming part of the financial statements for the year ended March 31, 2024
All amounts are in INR lacs unless otherwise stated

Balances outstanding as at March 31, 2024

Particulars	Holding Company	KMP	Enterprises over which KMP exercise significant influence	Total
a. Trade receivables				
Mankind Pharma Limited	-	-	-	-
Shree Jee Laboratory Private Limited	-	-	199.10	199.10
Mediforce Healthcare Private Limited	-	-	40.40	40.40
J K Print Packs	-	-	103.76	103.76
Pharma Force Lab	-	-	49.59	49.59
b. Trade payables				
Mankind Pharma Limited	13.52	-	-	13.52
A S Packers	-	-	0.19	0.19
ANM Pharma Private Limited	-	-	0.24	0.24
c. Borrowing				
Mankind Pharma Limited	-	-	-	-
d. Financial Guarantee Taken				
Mankind Pharma Limited	3,500.00	-	-	3,500.00
e. Equity share capital and Optionally convertible preference shares including securities premium				
Mankind Pharma Limited	13,997.93	-	-	13,997.93

Balances outstanding as at March 31, 2023

Particulars	Holding Company	KMP	Enterprises over which KMP exercise significant influence	Total
a. Trade receivables				
Mankind Pharma Limited	47.84	-	-	47.84
Shree Jee Laboratory Private Limited	-	-	39.53	39.53
Mediforce Healthcare Private Limited	-	-	106.30	106.30
J K Print Packs	-	-	77.47	77.47
Pharma Force Lab	-	-	334.47	334.47
b. Trade payables				
Mankind Pharma Limited	806.25	-	-	806.25
Shree Jee Laboratory Private Limited	-	-	154.92	154.92
ANM Pharma Private Limited	-	-	3.78	3.78
c. Borrowing				
Mankind Pharma Limited	492.67	-	-	492.67
d. Financial Guarantee Taken				
Mankind Pharma Limited	3,500.00	-	-	3,500.00
e. Equity share capital including securities premium				
Mankind Pharma Limited	11,997.93	-	-	11,997.93

- i) The transactions with related parties are made on terms equivalent to those that prevail in arm's length transactions. Outstanding balances at the year-end are unsecured and interest free and settlement occurs in cash. There have been no guarantees provided or received for any related party receivables or payables. For the year ended March 31, 2024 the Company has not recorded any impairment of receivables relating to amounts owed by related parties. This assessment is undertaken each financial year through examining the financial position of the related party and the market in which the related party operates.
- ii) All the liabilities for post retirement benefits being 'Gratuity' are provided on actuarial basis for the Company as a whole, the amount pertaining to Key management personnel are not included above.

(This place has been left blank intentionally)



JPR Labs Private Limited
Notes forming part of the financial statements for the year ended March 31, 2024
All amounts are in INR lacs unless otherwise stated

D Fair value measurements

Set out below, is a comparison by class of the carrying amounts and fair value of the Company's financial instruments:

Financial instruments by category	Carrying Value		Fair Value	
	As at March 31, 2024	As at March 31, 2023	As at March 31, 2024	As at March 31, 2023
Financial assets at amortized cost				
Trade Receivables	1,310.55	1,563.57	1,310.55	1,563.57
Cash and bank balances	72.80	502.56	72.80	502.56
Other Bank balance	462.69	97.63	462.69	97.63
Other Financial assets	36.99	36.91	36.99	36.91
	1,883.25	2,200.67	1,883.25	2,200.67
Financial Liabilities at amortized cost				
Borrowings	1,492.52	1,449.82	1,492.52	1,449.82
Trade Payables	1,127.72	2,039.72	1,127.72	2,039.72
Other financial liabilities	6.92	89.29	6.92	89.29
	2,627.16	3,578.83	2,627.16	3,578.83

The fair value of the financial assets and liabilities is included at the amount at which the instrument could be exchanged in a current transaction between willing parties, other than in a forced or liquidation sale. The following methods and assumptions were used to estimate the fair values:

- 1) The fair values of the Company's interest-bearing borrowings and loans are determined by using effective interest rate (EIR) method using discount rate that reflects the issuer's borrowing rate as at the end of the reporting period. The own non-performance risk as at March 31, 2024 was assessed to be insignificant.
- 2) Long-term receivables/payables are evaluated by the Company based on parameters such as interest rates, risk factors, individual creditworthiness of the counterparty and the risk characteristics of the financed project. Based on this evaluation, allowances are taken into account for the expected credit losses of these receivables.
- 3) The significant unobservable inputs used in the fair value measurement categorized within Level 3 of the fair value hierarchy together with a quantitative sensitivity analysis as at March 31, 2024 are as shown below:

Fair value hierarchy

The Company uses the following hierarchy for determining and disclosing the fair value of financial instruments by valuation technique:

Level 1: quoted (unadjusted) prices in active markets for identical assets or liabilities

Level 2: other techniques for which all inputs that have a significant effect on the recorded fair value are observable, either directly or indirectly

Level 3: techniques that use inputs that have a significant effect on the recorded fair value that are not based on observable market data

Quantitative disclosures of fair value measurement hierarchy for assets as on March 31, 2024

Assets carried at amortized cost for which fair value are disclosed	Carrying Value	Fair Value		
	March 31, 2024	Level 1	Level 2	Level 3
Trade Receivables	1,310.55	-	-	1,310.55
Cash and bank balances	72.80	-	-	72.80
Other Bank balance	462.69	-	-	462.69
Other Financial assets	36.99	-	-	36.99
Liabilities carried at amortized cost for which fair value are disclosed				
Borrowings	1,492.52	-	-	1,492.52
Trade Payables	1,127.72	-	-	1,127.72
Other financial liabilities	6.92	-	-	6.92
Assets carried at amortized cost for which fair value are disclosed	Carrying Value	Fair Value		
	March 31, 2023	Level 1	Level 2	Level 3
Trade Receivables	1,563.57	-	-	1,563.57
Cash and bank balances	502.56	-	-	502.56
Other Bank balance	97.63	-	-	97.63
Other Financial assets	36.91	-	-	36.91
Liabilities carried at amortized cost for which fair value are disclosed				
Borrowings	1,449.82	-	-	1,449.82
Trade Payables	2,039.72	-	-	2,039.72
Other financial liabilities	89.29	-	-	89.29

Note:

The management assessed that cash and cash equivalents, trade receivables, trade payables and other current liabilities approximate their carrying amounts largely due to the short-term maturities of these instruments.



E Financial risk management objectives and policies

The Company's principal financial liabilities, other than derivatives, comprise trade and other payables. The main purpose of these financial liabilities is to finance the Company's operations. The Company's principal financial assets include loans, trade and other receivables, and cash and cash equivalents that are derived directly from its operations.

The Company's financial risk management is an integral part of how to plan and execute its business strategies. The Company is exposed to market risk, credit risk and liquidity risk.

The Company's senior management oversees the management of these risks. The senior professionals working to manage the financial risks and the appropriate financial risk governance framework for the Company are accountable to the Board of Directors. This process provides assurance to Company's senior management that the Company's financial risk-taking activities are governed by appropriate policies and procedures and that financial risk are identified, measured and managed in accordance with Company policies and Company risk objective.

The Board of Directors reviews and agrees policies for managing each of these risks which are summarized as below:

(a) Market Risk

Market risk is the risk that the fair value of future cash flows of a financial instrument will fluctuate because of changes in market prices. Market prices comprises three types of risk: currency rate risk, interest rate risk and other price risks, such as equity price risk and commodity price risk. Financial instruments affected by market risks include loans and borrowings, deposits and foreign currency receivables and payables. The sensitivity analysis in the following sections relate to the position as at reporting date. The analysis exclude the impact of movements in market variables on the carrying values of gratuity and other post-retirement obligations; provisions; and the non-financial assets and liabilities. The sensitivity of the relevant Profit and Loss item and equity is the effect of the assumed changes in the respective market risks. This is based on the financial assets and financial liabilities held as of March 31, 2024.

(i) Foreign Currency Risk

Foreign currency risk is the risk that the fair value or future cash flows of a financial instrument will fluctuate because of changes in foreign exchange rates. The Company's exposure to the risk of changes in foreign exchange rates relates primarily to the Company's operating activities (when revenue or expense is denominated in foreign currency). Foreign currency exchange rate exposure is partly balanced by purchasing of goods from the respective countries. The Company evaluates exchange rate exposure arising from foreign currency transactions and follows established risk management policies.

Foreign currency risk sensitivity

The following tables demonstrate the sensitivity to a reasonably possible change in USD exchange rates, with all other variables held constant. The impact on the Company profit before tax and equity is due to changes in the fair value of monetary assets and liabilities. Foreign currency exposures recognised by the Company that have not been hedged by a derivative instrument or otherwise are as under:

Type	Currency	March 31, 2024		Gain/ (loss)	
		Foreign Currency in Lacs	Indian Rupees in Lacs	Impact on profit before tax and equity 1% increase in Lacs	1% decrease in Lacs
Receivable	USD	0.28	22.94	0.23	(0.23)
Payable	USD	5.87	489.53	4.90	(4.90)
Payable	EURO	0.15	13.38	0.13	(0.13)

Type	Currency	March 31, 2023		Gain/ (loss)	
		Foreign Currency in Lacs	Indian Rupees in Lacs	Impact on profit before tax and equity 1% increase in Lacs	1% decrease in Lacs
Receivable	USD	0.69	56.85	0.57	(0.57)
Payable	USD	0.70	62.44	0.62	(0.62)
Payable	EURO	1.69	138.48	1.38	(1.38)

(ii) Interest Rate Risk

Interest rate risk is the risk that the fair value or future cash flows of a financial instrument will fluctuate because of changes in market interest rates. The Company's exposure to the risk of changes in the market interest rates relates to debt obligations with floating & fixed interest rates.

In order to optimize the Company's position with regards to interest income & interest expense, the Company performs a comprehensive corporate interest rate risk by proportion of fixed and floating rate as well as by using different type of economic product of floating rate of borrowings in its total portfolio.

Interest rate Sensitivity of Borrowings

With all other variables held constant, the following table demonstrates the sensitivity to a reasonably possible change in interest rates on floating rate portion of loans and borrowings.

	March 31, 2024		March 31, 2023	
	Increase/decrease in basis points	Impact on profit before tax	Increase/decrease in basis points	Impact on profit before tax
Cash credit facility/loans from related parties	+0.50	7.46	+0.50	7.25
	-0.50	(7.46)	-0.50	(7.25)

(iii) Cominodity Price Risk

The Company is not exposed to any other risk as it does not have financial assets or liabilities the value of which will be effected on account of change in any other factor or risk.

b) Credit risk

Credit risk refers to the risk that counterparty will default on its contractual obligations resulting in financial loss to the Company. The Company has adopted a policy of only dealing with creditworthy counterparties and obtaining sufficient collateral, where appropriate, as a means of mitigating the risk of financial loss from defaults. The Company regularly monitors its counterparty limits by reviewing the outstanding balance and ageing of the same.

Possible credit risk

Credit risk related to trade receivables

Credit risk is the risk of financial loss to the Company if a customer or counterparty to a financial instrument fails to meet its contractual obligations, and arises principally from the Company's receivables from customers and investment securities. Credit risk is managed through credit approvals, establishing credit limits and continuously monitoring the creditworthiness of customers to which the Company grants credit limits in the normal course of business. The Company establishes an allowance for doubtful debts and impairment that represents its estimate of incurred losses in respect of trade and other receivables and investments.

Receivables are deemed to be past due or impaired with reference to the Company's normal terms and conditions of business. These terms and conditions are determined on a case to case basis with reference to the customer's credit quality and prevailing market conditions. Receivables that are classified as 'past due' in the above tables are those that have not been settled within the terms and conditions that have been agreed with that customer.

Credit risk related to bank balances

Company holds bank balances with reputed and creditworthy banking institution within the approved exposures limit of each bank. None of the Company's cash equivalents, including time deposits with banks, are past due or impaired.

The carrying value of financial assets other than cash represents the maximum credit exposure. The maximum exposure to credit risk at the reporting date is the carrying value of each class of financial assets.



c) Liquidity

The Company requires funds both for short-term operational needs as well as for long-term investment programme mainly in growth projects. The Company generates sufficient cash flows from the current operations which together with the available cash and cash equivalents and short-term investments provide liquidity both in the short-term as well as in the long-term.

The Company remains committed to maintaining a healthy liquidity, gearing ratio, deleveraging and strengthening its balance sheet. The maturity profile of the Company's financial liabilities based on the remaining period from the date of balance sheet to the contractual maturity date is given in the table below. The figures reflect the contractual undiscounted cash obligation of the Company.

Financial liabilities	As at March 31, 2024		
	Less than 1 year	1 to 5 years	Total
Borrowings	1,492.52	-	1,492.52
Trade payables	1,127.72	-	1,127.72
Other financial liabilities	6.92	-	6.92
Total	2,627.16	-	2,627.16

Financial liabilities	As at March 31, 2023		
	Less than 1 year	1 to 5 years	Total
Borrowings	1,449.82	-	1,449.82
Trade payables	2,039.72	-	2,039.72
Other financial liabilities	89.29	-	89.29
Total	3,578.83	-	3,578.83

F Corporate social responsibility

Due to losses, the Company is not required to make contributions to corporate social responsibility as per section 135 of the Companies act 2013.

G Capital Management

For the purposes of Company's capital management, Capital includes equity attributable to the equity holders of the Company and all other equity reserves. The primary objective of the Company's capital management is to safeguard its ability to continue as going concern and to ensure that it maintains an efficient capital structure and maximize shareholder value. The Company manages its capital structure and makes adjustments in light of changes in economic conditions and the requirements of the financial covenants. To maintain or adjust the capital structure, the Company may adjust the dividend payment to shareholders or issue new shares. The Company is not subject to any externally imposed capital requirements. No changes were made in the objectives, policies or processes for managing capital during the year ended March 31, 2024 and March 31, 2023. The Company monitors capital using gearing ratio, which is net debt divided by total capital plus net debt. The Company's policy is to keep the gearing ratio to the minimum.

Particulars	As at	As at
	March 31, 2024	March 31, 2023
Loans and borrowings	1,492.52	1,449.82
Less:- Cash and cash equivalents	(72.80)	(502.56)
Net Debt	1,419.72	947.26
Equity (Net Worth)	6,103.19	6,806.09
Total Capital	6,103.19	6,806.09
Capital and Net Debt	7,522.91	7,753.35
Gearing ratio (Net Debt/Capital and Net Debt)	18.87 %	12.22 %

34 The figures have been rounded off to the nearest Lakh of rupees upto two decimal places.

35 The Company has used accounting software for maintaining its books of account which has a feature of recording audit trail (edit log) facility and the same has operated throughout the year for all relevant transactions recorded in the software, except that audit trail feature is not enabled for direct changes to data for users with certain privileged access rights and also for certain changes made using privileged/ administrative access right. Further, in respect of software used in maintaining payroll records which operated and maintained by a third party service provider, in absence of service organisation controls report, management is unable to determine whether audit trail feature of the underlying database was enabled and operated throughout the year. Further no instance of audit trail feature being tampered with was noted in respect of accounting software except that in absence of service organisation controls report, we are unable to assess the same in respect of the software used to maintain payroll records.

36 Ratio analysis and its elements

Ratio	Numerator	Denominator	March 31, 2024	March 31, 2023	% Change	Remarks
Current Ratio	Current Assets	Current Liabilities	1.97	1.93	1.63%	Refer Note 1
Debt - Equity Ratio	Total Debt	Shareholder's Equity	0.24	0.21	14.80%	Refer Note 2
Debt Service Coverage ratio	Earnings for debt service = Net profit after taxes + Non-cash operating expenses	Debt service = Interest & Lease Payments + Principal Repayments	(3.34)	(0.85)	294.57%	Refer Note 3
Return on Equity ratio	Net Profits after taxes - Preference Dividend	Average Shareholder's Equity	-41.86%	-39.54%	5.86%	Refer Note 4
Inventory Turnover ratio	Cost of goods sold	Average Inventory	1.68	1.45	15.60%	Refer Note 8
Trade Receivable Turnover Ratio	Net credit sales = Gross credit sales - sales return	Average Trade Receivable	3.69	3.25	13.51%	
Trade Payable Turnover Ratio	Net credit purchases = Gross credit purchases - purchase return	Average Trade Payables	2.39	2.77	-13.85%	Refer Note 5
Net Capital Turnover Ratio	Net sales = Total sales - sales return	Working capital = Current assets - Current liabilities	1.98	1.68	17.75%	Refer Note 6
Net Profit ratio	Net Profit	Net sales = Total sales - sales return	-50.96%	-32.44%	57.10%	
Return on Capital Employed	Earnings before interest and taxes	Capital Employed = Tangible Net Worth + Total Debt + Deferred Tax liability	-34.53%	-18.36%	88.12%	Refer Note 7

Remarks

1. Current ratio has increased primarily on account of decrease in loans and increase in inventories .
2. Debt-Equity ratio has decreased due to conversion of loan into Equity during current year.
3. Debt Service Coverage ratio decreased due losses in current year as expenses increased and sales reduced.
4. Return on Equity ratio increased due to less loss incurred in current year on account of market scenarios
5. Trade Payable Turnover Ratio has decreased on account of decrease in purchases due to decrease in sales coupled with decrease in average trade payables.
6. Net Capital Turnover Ratio increased due to increase in working capital of current year.
7. Return on Capital Employed increased due to less losses in current year compare to last year.
8. Inventory Turnover Ratio has decreased on account of decrease in purchases due to decrease in sales coupled with decrease in inventory.
9. The ratios which are not applicable to the Company have not been disclosed above.



- 37 **Other Information**
- (i) The Company does not have any charges or satisfaction which is yet to be registered with ROC beyond the statutory period.
 - (ii) The Company have not traded or invested in Crypto currency or Virtual Currency during the financial year
 - (iii) The Company have not advanced or loaned or invested funds to any other person(s) or entity(ies), including foreign entities (Intermediaries) with the understanding that the Intermediary shall:
 - (a) directly or indirectly lend or invest in other persons or entities identified in any manner whatsoever by or on behalf of the company (Ultimate Beneficiaries) or
 - (b) provide any guarantee, security or the like to or on behalf of the Ultimate Beneficiaries
 - (iv) The Company have not received any fund from any person(s) or entity(ies), including foreign entities (Funding Party) with the understanding (whether recorded in writing or otherwise) that the Company shall:
 - (a) directly or indirectly lend or invest in other persons or entities identified in any manner whatsoever by or on behalf of the Funding Party (Ultimate Beneficiaries) or
 - (b) provide any guarantee, security or the like on behalf of the Ultimate Beneficiaries
 - (v) The Company have not any such transaction which is not recorded in the books of accounts that has been surrendered or disclosed as income during the year in the tax assessments under the Income Tax Act, 1961 (such as, search or survey or any other relevant provisions of the Income Tax Act, 1961

38 Note No. 1 to 38 form integral part of the balance sheet and statement of profit and loss.

As per our report of even date

For S R Batliboi & Co. LLP
Chartered Accountants
ICAI Firm Registration No. 301003E/E300005


per Vishal Sharma
Partner
Membership No. 96766



Place: New Delhi
Date: May 15, 2024

For and on behalf of the Board of Directors


Anil Kumar
Director
DIN - 08039463


Vivek Agarwal
Company Secretary
Membership No. A-19997


Anil Kumar Srivastava
Director
DIN - 08040683


Chirag Khetarpal
Chief Financial Officer

Place: New Delhi
Date: May 15, 2024

