



INDEPENDENT AUDITOR'S REPORT

To the Members of Mankind Agritech Private Limited

Report on the Audit of the Financial Statements

Opinion

We have audited the accompanying financial statements of Mankind Agritech Private Limited (hereinafter referred to as "the Company"), which comprise the Balance Sheet as at 31 March 2024, and the Statement of Profit and Loss (including other comprehensive income), Statement of Changes in Equity and Statement of Cash Flows for the year then ended, and notes to the financial statements, including a summary of the significant accounting policies and other explanatory information (hereinafter referred to as "the financial statements").

In our opinion and to the best of our information and according to the explanations given to us, the aforesaid financial statements give the information required by the Companies Act, 2013 ("the Act") in the manner so required and give a true and fair view in conformity with the accounting principles generally accepted in India, of the state of affairs of the Company as at 31 March 2024, and its loss and other comprehensive loss, changes in equity and its cash flows for the year ended on that date.

Basis for Opinion

We conducted our audit in accordance with the Standards on Auditing (SAs) specified under Section 143(10) of the Act. Our responsibilities under those SAs are further described in the *Auditor's Responsibilities for the Audit of the Financial Statements* section of our report. We are independent of the Company in accordance with the Code of Ethics issued by the Institute of Chartered Accountants of India together with the ethical requirements that are relevant to our audit of the financial statements under the provisions of the Act and the Rules thereunder, and we have fulfilled our other ethical responsibilities in accordance with these requirements and the Code of Ethics. We believe that the audit evidence obtained by us is sufficient and appropriate to provide a basis for our opinion on the financial statements.

Information Other than the Financial Statements and Auditor's Report Thereon

The Company's Board of Directors is responsible for the other information. The other information comprises the information included in the Company's annual report, but does not include the financial statements and our auditors' report thereon.

Our opinion on the financial statements does not cover the other information and we will not express any form of assurance conclusion thereon.

In connection with our audit of the financial statements, our responsibility is to read the other information identified above when it becomes available and, in doing so, consider whether the other information is materially inconsistent with the financial statements or our knowledge obtained in the audit or otherwise appears to be materially misstated. If, based on the work we have performed, we conclude that there is a material misstatement of this other information, we are required to report that fact. We have nothing to report in this regard.



Responsibilities of Management for The Financial Statements

The Company's Board of Directors is responsible for the matters stated in Section 134(5) of the Act with respect to the preparation of these financial statements that give a true and fair view of the state of affairs, profit/ loss and other comprehensive income, changes in equity and cash flows of the Company in accordance with the accounting principles generally accepted in India, including the Indian Accounting Standards (Ind AS) specified under Section 133 of the Act. This responsibility also includes maintenance of adequate accounting records in accordance with the provisions of the Act for safeguarding of the assets of the Company and for preventing and detecting frauds and other irregularities; selection and application of appropriate accounting policies; making judgments and estimates that are reasonable and prudent; and design, implementation and maintenance of adequate internal financial controls that were operating effectively for ensuring the accuracy and completeness of the accounting records, relevant to the preparation and presentation of the financial statements that give a true and fair view and are free from material misstatement, whether due to fraud or error.

In preparing the financial statements, the Board of Directors is responsible for assessing the Company's ability to continue as a going concern, disclosing, as applicable, matters related to going concern and using the going concern basis of accounting unless the Board of Directors either intends to liquidate the Company or to cease operations, or has no realistic alternative but to do so.

Those Board of Directors are also responsible for overseeing the Company's financial reporting process.

Auditor's Responsibilities for the Audit of the Financial Statements

Our objectives are to obtain reasonable assurance about whether the financial statements as a whole are free from material misstatement, whether due to fraud or error, and to issue an auditor's report that includes our opinion. Reasonable assurance is a high level of assurance, but is not a guarantee that an audit conducted in accordance with SAs will always detect a material misstatement when it exists. Misstatements can arise from fraud or error and are considered material if, individually or in the aggregate, they could reasonably be expected to influence the economic decisions of users taken on the basis of these financial statements.

As part of an audit in accordance with SAs, we exercise professional judgment and maintain professional skepticism throughout the audit. We also:

- Identify and assess the risks of material misstatement of the financial statements, whether due to fraud or error, design and perform audit procedures responsive to those risks, and obtain audit evidence that is sufficient and appropriate to provide a basis for our opinion. The risk of not detecting a material misstatement resulting from fraud is higher than for one resulting from error, as fraud may involve collusion, forgery, intentional omissions, misrepresentations, or the override of internal control.
- Obtain an understanding of internal control relevant to the audit in order to design audit procedures that are appropriate in the circumstances. Under Section 143(3)(i) of the Act, we are also responsible for expressing our opinion on whether the Company has adequate internal financial controls with reference to financial statements in place and the operating effectiveness of such controls.
- Evaluate the appropriateness of accounting policies used and the reasonableness of accounting estimates and related disclosures made by the Board of Directors.



• Conclude on the appropriateness of the Board of Directors use of the going concern basis of accounting in preparation of financial statements and, based on the audit evidence obtained, whether a material uncertainty exists related to events or conditions that may cast significant doubt on the Company's ability to continue as a going concern. If we conclude that a material uncertainty exists, we are required to draw attention in our auditor's report to the related disclosures in the financial statements or, if such disclosures are inadequate, to modify our opinion. Our conclusions are based on the audit evidence obtained up to the date of our auditor's report. However, future events or conditions may cause the Company to cease to continue as a going concern.

• Evaluate the overall presentation, structure and content of the financial statements, including the disclosures, and whether the financial statements represent the underlying transactions and events in a manner that achieves fair presentation.

We communicate with those charged with governance regarding, among other matters, the planned scope and timing of the audit and significant audit findings, including any significant deficiencies in internal control that we identify during our audit.

We also provide those charged with governance with a statement that we have complied with relevant ethical requirements regarding independence, and to communicate with them all relationships and other matters that may reasonably be thought to bear on our independence, and where applicable, related safeguards.

Report on Other Legal and Regulatory Requirements

1. As required by the Companies (Auditor's Report) Order, 2020 ("the Order") issued by the Central Government of India in terms of Section 143(11) of the Act, we give in the "Annexure A" a statement on the matters specified in paragraphs 3 and 4 of the Order, to the extent applicable.

2. As required by Section 143(3) of the Act, we report that:

a) We have sought and obtained all the information and explanations which to the best of our knowledge and belief were necessary for the purposes of our audit.

b) In our opinion, proper books of account as required by law have been kept by the Company so far as it appears from our examination of those books except for the matters stated in the paragraph (i)(vi) below on reporting under Rule 11(g).

c) The Balance Sheet, the Statement of Profit and Loss (including other comprehensive income), the Statement of Changes in Equity and the Statement of Cash Flows dealt with by this Report are in agreement with the books of account.

d) In our opinion, the aforesaid financial statements comply with the Ind AS specified under Section 133 of the Act, read with Companies (Indian Accounting Standards) Rules, 2015, as amended.

e) On the basis of the written representations received from the directors as on 31 March 2024 taken on record by the Board of Directors, none of the directors is disqualified as on 31 March 2024 from being appointed as a director in terms of Section 164(2) of the Act.

f) With respect to the adequacy of the internal financial controls with reference to financial statements of the Company and the operating effectiveness of such controls, refer to our separate Report in "Annexure B".

g) In our opinion and according to the information and explanations given to us, the Company has not paid / provided any remuneration to its directors during the year.



- h) The modification relating to the maintenance of accounts and other matters connected therewith are as stated in the paragraph 2(b) above on reporting under Section 143(3)(b) and paragraph (i)(vi) below on reporting under Rule 11(g).
- i) With respect to the other matters to be included in the Auditor's Report in accordance with Rule 11 of the Companies (Audit and Auditor's) Rules, 2014, in our opinion and to the best of our information and according to the explanations given to us:
- i) The Company does not have any pending litigations which would impact its financial position as at 31 March 2024 - refer note 28(i) to the financial statements.
- ii) The Company did not have any long term contracts including derivative contracts for which there were any material foreseeable losses.
- iii) There were no amounts which were required to be transferred to the Investor Education and Protection Fund by the Company - refer note 35 to the financial statements.
- iv) (a) The management has represented that, to the best of its knowledge and belief, no funds have been advanced or loaned or invested (either from borrowed funds or share premium or any other sources or kind of funds) by the Company to or in any other persons or entities, including foreign entities ("Intermediaries"), with the understanding, whether recorded in writing or otherwise, that the Intermediary shall:
- directly or indirectly lend or invest in other persons or entities identified in any manner whatsoever ("Ultimate Beneficiaries") by or on behalf of the Company, or
 - provide any guarantee, security or the like to or on behalf of the Ultimate Beneficiaries.
- (b) The management has represented, that, to the best of its knowledge and belief, no funds have been received by the Company from any persons or entities, including foreign entities ("Funding Parties"), with the understanding, whether recorded in writing or otherwise, that the Company shall:
- directly or indirectly, lend or invest in other persons or entities identified in any manner whatsoever ("Ultimate Beneficiaries") by or on behalf of the Funding Party, or
 - provide any guarantee, security or the like from or on behalf of the Ultimate Beneficiaries; and
- (c) Based on such audit procedures as considered reasonable and appropriate in the circumstances, nothing has come to our notice that has caused us to believe that the representations under sub clause (iv) (a) and (iv) (b) contain any material mis-statement.
- v) The Company has not declared/ paid any dividend during the year.
- vi) Based on our examination which included test checks, the Company has used accounting software for maintaining its books of account which has a feature of recording audit trail (edit log) facility and the same has operated throughout the year for all relevant transactions recorded in the software except that, as described in note 38 to the financial statements, audit trail feature is not enabled for direct changes to data when using certain access rights and also for certain changes made using privileged/ administrative access right. Further, in respect of software used in maintaining payroll records, in absence of service organisation controls report, we are unable to comment on whether audit trail feature of the underlying database was enabled and operated throughout the year. Further, during the course of our audit we did not come across any instance of audit trail feature being tampered with in respect of accounting software except that in absence of service organisation controls report, we are unable to comment on the same in respect of the software used to maintain payroll records.



As proviso to Rule 3(1) of the Companies (Accounts) Rules, 2014 is applicable from April 1, 2023, reporting under Rule 11(g) of the Companies (Audit and Auditors) Rules, 2014 on preservation of audit trail as per the statutory requirements for record retention is not applicable for the financial year ended March 31, 2024.

For **Bhagi Bhardwaj Gaur & Co.**

Chartered Accountants

ICAI Firm's Registration Number: 007895N

M Gupta

per **Mohit Gupta**

Partner

Membership Number: 528337

UDIN: 24528337BKDFZQ7579



New Delhi

May 14, 2024

Annexure A to the Independent Auditor's report on the financial statements of Mankind Agritech Private Limited for the year ended 31 March 2024

(Referred to in paragraph 1 under 'Report on Other Legal and Regulatory Requirements' section of our report of even date)

- (i) (a) (A) The Company has maintained proper records showing full particulars, including quantitative details and situation of property, plant and equipment.
- (B) The Company does not have any intangible assets and accordingly, reporting under clause 3(i)(a)(B) of the Order is not applicable to the Company.
- (b) According to the information and explanations given to us and on the basis of our examination of the records of the Company, the Company has a regular programme of physical verification of its Property, plant and equipment by which all Property, plant and equipment are verified in a phased manner over a period of three years. In accordance with this programme, certain Property, plant and equipment were verified during the year. In our opinion, this periodicity of physical verification is reasonable having regard to the size of the Company and the nature of its assets. No material discrepancies were noticed on such verification.
- (c) According to the information and explanations given to us and on the basis of our examination of the records of the Company, the title deeds of immovable properties (other than immovable properties where the Company is the lessee and the lease agreements are duly executed in favour of the lessee) disclosed in the financial statements are held in the name of the Company.
- (d) The Company has not revalued its Property, Plant and Equipment during the year. Further, the Company does not hold any intangible assets.
- (e) No proceedings have been initiated or are pending against the Company for holding any benami property under the Benami Transactions (Prohibition) Act, 1988 (45 of 1988) and rules made thereunder. Accordingly, reporting under clause 3(i)(e) of the Order is not applicable to the Company.
- (ii) (a) The inventory has been physically verified by the management during the year. In our opinion, the frequency of such verification is reasonable and procedures and coverage as followed by management were appropriate. No discrepancies were noticed on verification between the physical stocks and the book records that were 10% or more in the aggregate for each class of inventory.
- (b) According to the information and explanations given to us, the Company has been sanctioned working capital limits in excess of INR 5 crores, in aggregate, at any point of time during the year, from banks on the basis of security of current assets. In our opinion and according to the information and explanations given to us, the quarterly returns and other stipulated financial information filed by the Company with such banks are in agreement with the unaudited books of account of the Company for the first three quarters and with the audited books of account in respect of fourth quarter ending 31st March 2024 and there are no material discrepancies.
- (iii) According to the information and explanations given to us and on the basis of our examination of the records of the Company, the Company has not made any investments, provided guarantee or security or granted any advances in the nature of loans, secured or unsecured, to companies, firms, limited liability partnerships or any other parties during the year. Accordingly, clause 3(iii) of the Order is not applicable.
- (iv) According to the information and explanations given to us and on the basis of our examination of the records, the Company has not given any loans, or provided any guarantee or security as specified under Section 185 of the Companies Act, 2013 and the Company has not provided any



fairly reflect the transactions and dispositions of the assets of the company; (2) provide reasonable assurance that transactions are recorded as necessary to permit preparation of financial statements in accordance with generally accepted accounting principles, and that receipts and expenditures of the company are being made only in accordance with authorisations of management and directors of the company; and (3) provide reasonable assurance regarding prevention or timely detection of unauthorised acquisition, use, or disposition of the company's assets that could have a material effect on the financial statements.

Inherent Limitations of Internal Financial Controls with Reference to Financial Statements

Because of the inherent limitations of internal financial controls with reference to financial statements, including the possibility of collusion or improper management override of controls, material misstatements due to error or fraud may occur and not be detected. Also, projections of any evaluation of the internal financial controls with reference to financial statements to future periods are subject to the risk that the internal financial controls with reference to financial statements may become inadequate because of changes in conditions, or that the degree of compliance with the policies or procedures may deteriorate.

Opinion

In our opinion, the Company has, in all material respects, adequate internal financial controls with reference to financial statements and such internal financial controls were operating effectively as at 31 March 2024, based on the internal financial controls with reference to financial statements criteria established by the Company considering the essential components of internal control stated in the Guidance Note on Audit of Internal Financial Controls Over Financial Reporting issued by the Institute of Chartered Accountants of India (the "Guidance Note").

For **Bhagi Bhardwaj Gaur & Co.**
Chartered Accountants
ICAI Firm's Registration Number: 007895N


per **Mohit Gupta**
Partner
Membership Number: 528337
UDIN: 24528337BKDFZQ7579



New Delhi
May 14, 2024

Mankind Agritech Private Limited
Balance Sheet as at March 31, 2024
All amounts are in INR lacs unless otherwise stated

Particulars	Notes	As at March 31, 2024	As at March 31, 2023 Restated*
ASSETS			
Non-current assets			
Property, plant and equipment	3	471.50	53.36
Capital work-in-progress	3	878.37	-
Right-of-use assets	4	122.84	-
Financial assets			
(i) Other financial assets	5	7.50	5.85
Income tax assets (net)	6	0.25	0.29
Deferred tax assets (net)	7	203.63	9.87
Other non-current assets	8	24.42	-
Total non-current assets		1,708.51	69.37
Current assets			
Inventories	9	5,338.39	1,601.41
Financial assets			
(i) Trade receivables	10	7,076.70	955.19
(ii) Cash and cash equivalents	11	442.03	1,008.38
(iii) Other financial assets	5	36.69	4.31
Other current assets	8	988.78	360.86
Total current assets		13,882.59	3,930.15
Total assets		15,591.10	3,999.52
EQUITY AND LIABILITIES			
Equity			
Equity share capital	12	10,500.00	3,450.00
Other equity	13	(2,317.45)	(1,864.15)
Total equity		8,182.55	1,585.85
LIABILITIES			
Non-current liabilities			
Provisions	14	42.58	11.53
Total non-current liabilities		42.58	11.53
Current liabilities			
Financial liabilities			
(i) Borrowings	15	2,460.17	-
(ii) Trade payables	16		
(a) total outstanding dues of micro enterprises and small enterprises		204.37	266.40
(b) total outstanding dues of creditors other than micro and small enterprises		2,890.29	1,469.37
(iii) Other financial liabilities	17	1,040.84	455.76
Provisions	14	229.69	28.78
Other current liabilities	18	540.61	181.83
Total current liabilities		7,365.97	2,402.14
Total liabilities		7,408.55	2,413.67
Total equity and liabilities		15,591.10	3,999.52

* Please refer Note No. 37 regarding disclosure pursuant to Ind AS 8

The above balance sheet should be read in conjunction with accompanying notes

As per our report of even date


For Bhagi Bhardwaj Gaur & Co.
Chartered Accountants
ICAI Firm's Registration Number : 007895N


Per Mohit Gupta
Partner
Membership Number : 528337




Place: New Delhi
Date: May 14, 2024

For and on behalf of the Board of Directors of
Mankind Agritech Private Limited


Abhay Kumar Srivastava
Director
DIN - 08040683


Akhlas Ahmed
Director
DIN - 08973480


Prashant Agarwal
Chief Financial Officer


Shreekrushna Vijay Joshi
Company Secretary
Membership no - A46379

Place: New Delhi
Date: May 14, 2024

Mankind Agritech Private Limited
Statement of Profit and Loss for the year ended March 31, 2024
All amounts are in INR lacs unless otherwise stated

Particulars	Notes	Year ended March 31, 2024	Year ended March 31, 2023 Restated*
I Income			
Revenue from operations	19	19,408.42	1,206.53
Other income	20	40.87	0.22
Total income (I)		19,449.29	1,206.75
II Expenses			
Cost of materials consumed	21	197.77	-
Purchases of stock-in-trade		14,984.94	2,353.01
Changes in inventories of stock in trade, Work In Progress and Finished Goods	22	(3,685.56)	(1,601.41)
Employee benefits expense	23	3,587.63	1,179.08
Finance costs	24	192.31	10.91
Depreciation and amortization expense	25	43.86	11.72
Other expenses	26	4,674.25	1,088.00
Total expenses (II)		19,995.20	3,041.31
III Profit/(Loss) before tax (I-II)		(545.91)	(1,834.56)
IV Tax Expense:			
Current tax	27	-	-
Deferred tax	27	(190.95)	(8.19)
Total tax expense (IV)		(190.95)	(8.19)
V Profit/(Loss) for the year (III- IV)		(354.96)	(1,826.37)
VI Other comprehensive income			
Item that will not be reclassified to profit or loss			
- Remeasurement gain / (loss) of the defined benefit plan		(11.15)	(6.68)
- Income tax relating to these items		2.81	1.68
Other total comprehensive income for the year (VI)		(8.34)	(5.00)
VII Total comprehensive income/loss for the year (V+VI)		(363.30)	(1,831.37)
Earnings per equity share of face value of INR 10 each (EPS)			
Basic EPS (in INR)		(8.87)	(70.08)
Diluted EPS (in INR)		(8.87)	(70.08)

* Please refer Note No. 37 regarding disclosure pursuant to Ind AS 8

The above statement of profit and loss should be read in conjunction with accompanying notes

As per our report of even date

For Bhagi Bhardwaj Gaur & Co.
Chartered Accountants
ICAI Firm's Registration Number : 007895N



Per Mohit Gupta
Partner
Membership Number : 528337




Place: New Delhi
Date: May 14, 2024

For and on behalf of the Board of Directors of
Mankind Agritech Private Limited



Abhay Kumar Srivastava
Director
DIN - 08040683



Prashant Agarwal
Chief Financial Officer



Akhlaq Ahmed
Director
DIN - 08973480



Shreekrushna Vijay Joshi
Company Secretary
Membership no - A46379

Place: New Delhi
Date: May 14, 2024

Mankind Agritech Private Limited
Statement of Cash Flows for the year ended March 31, 2024
All amounts are in INR lacs unless otherwise stated

Particulars	Year ended March 31, 2024	Year ended March 31, 2023 Restated*
A. Cash flow from Operating activities		
Profit/(Loss) before tax	(545.91)	(1,834.56)
<i>Adjustments to reconcile profit before tax to net cash flows:</i>		
Depreciation and amortisation expense	43.86	11.72
Net foreign exchange differences	0.01	-
Interest income	(0.07)	-
Finance costs	192.31	10.91
Trade and other receivable balances written off	1.20	-
Allowance for expected credit loss	169.21	-
<i>Working capital adjustments:</i>		
(Increase)/ Decrease in trade receivables	(6,291.93)	(959.47)
(Increase)/ Decrease in inventories	(3,736.98)	(1,601.41)
(Increase)/ Decrease in other financial asset	(34.01)	(10.16)
(Increase)/ Decrease in other asset	(627.94)	(360.86)
Increase/ (Decrease) in provisions	220.81	33.63
Increase/ (Decrease) in trade payable	1,357.25	1,735.77
Increase/ (Decrease) in other financial liability	349.23	455.76
Increase/ (Decrease) in other liability	358.78	181.83
Cash used in operations	(8,544.18)	(2,336.84)
Income tax paid (net)	0.04	(0.29)
Net cash outflow used in operating activities	(8,544.14)	(2,337.13)
B. Cash flow from Investing activities		
Purchase of property, plant and equipment (net)	(1,251.78)	(65.08)
Interest received	0.05	-
Net cash inflow from investing activities	(1,251.73)	(65.08)
C. Cash flow from Financing activities		
Proceeds from issue of Preference shares	7,050.00	3,050.00
Proceeds from issue of Equity shares	-	400.00
Interest paid	(190.65)	(6.63)
Proceeds from borrowings	2,460.17	50.00
Repayment of borrowings	-	(50.00)
Share issue expense	(90.00)	(32.78)
Net cash inflow from financing activities	9,229.52	3,410.59
Net increase in cash and cash equivalents (A+B+C)	(566.35)	1,008.38
Cash and cash equivalents at the beginning of the year	1,008.38	-
Cash and cash equivalents at the end of the year	442.03	1,008.38
Components of cash and cash equivalents		
Balances with banks (refer note 11)		
- On current account	441.94	1,008.38
Cash on hand (refer note 11)	0.09	-
	442.03	1,008.38

The above cash flow statement has been prepared under Indirect method as set out in Ind AS-7 "Statement of cash flows".

* Please refer Note No. 37 regarding disclosure pursuant to Ind AS 8

The above statement of cash flows should be read in conjunction with accompanying notes

As per our report of even date

For Bhagi Bhardwaj Gaur & Co.
Chartered Accountants
ICAI Firm's Registration Number : 007895N


Per **Mohit Gupta**
Partner
Membership Number : 528337



Place: New Delhi
Date: May 14, 2024

**For and on behalf of the Board of Directors of
Mankind Agritech Private Limited**


Abhay Kumar Srivastava
Director
DIN - 08040683


Akhlaq Ahmed
Director
DIN - 08973480


Prashant Agarwal
Chief Financial Officer


Shreekrushna Vijay Joshi
Company Secretary
Membership no - A46379

Place: New Delhi
Date: May 14, 2024

Mankind Agritech Private Limited
Statement of Changes in Equity for the year ended March 31, 2024
All amounts are in INR lacs unless otherwise stated

a. Equity share capital

Particulars	Amount
Equity shares of INR 10 each issued, subscribed and fully paid	-
As at April 01, 2022	-
Changes in equity share capital during the year	3,450.00
As at March 31, 2023 (Restated*)	3,450.00
Changes in equity share capital during the year	7,050.00
As at March 31, 2024	10,500.00

b. Other equity

Year ended March 31, 2024

Particulars	Other equity	
	Retained earnings	Total
Balance as at April 01, 2023	(1,864.15)	(1,864.15)
Profit for the year	(354.96)	(354.96)
Other comprehensive income for the year, net of income tax	(8.34)	(8.34)
Total comprehensive income for the year	(363.30)	(363.30)
Share issue expenses	(90.00)	(90.00)
Balance as at March 31, 2024	(2,317.45)	(2,317.45)

For the year ended 31 March 2023 (Restated*)

Particulars	Other equity	
	Retained earnings	Total
Balance as at 01 April 2022	-	-
Profit for the year	(1,826.37)	(1,826.37)
Other comprehensive income for the year, net of income tax	(5.00)	(5.00)
Total comprehensive income for the year	(1,831.37)	(1,831.37)
Share issue expenses	(32.78)	(32.78)
Balance as at March 31, 2023	(1,864.15)	(1,864.15)

* Please refer Note No. 37 regarding disclosure pursuant to Ind AS 8

The above statement of changes in equity should be read in conjunction with accompanying notes

As per our report of even date

For Bhagi Bhardwaj Gaur & Co.
Chartered Accountants
ICAI Firm's Registration Number : 007895N


Per Mohit Gupta
Partner

Membership Number : 528337



Place: New Delhi
Date: May 14, 2024

For and on behalf of the Board of Directors of
Mankind Agritech Private Limited


Abhay Kumar Srivastava
Director
DIN - 08040683


Akhlas Ahmed
Director
DIN - 08973480


Prashant Agarwal
Chief Financial Officer


Shreekrushna Vijay Joshi
Company Secretary
Membership no - A46379

Place: New Delhi
Date: May 14, 2024

1 Corporate information

Mankind Agritech Private Limited ("the Company") (earlier known as Appian Agritech Private Limited) is a private limited company domiciled in India and has its registered office at 208, Okhla Industrial Estate Phase III, Delhi. The Company was incorporated on April 06, 2022 and it is a subsidiary of Mankind Pharma Limited, a public limited company domiciled in India. The Company is principally engaged in the trading of Agriculture products in India.

2 Material accounting policies

This note provides a list of the material accounting policies adopted in the preparation of these Indian Accounting Standards (Ind-AS) financial statements. These policies have been consistently applied to all the years.

2.1. Statement of compliance and basis of preparation

These standalone financial statements of the Company have been prepared in accordance with Indian Accounting Standards (Ind AS) notified under the Companies (Indian Accounting Standards) Rules, 2015 (as amended from time to time) and presentation and disclosure requirements of Division II of Schedule III to the Companies Act, 2013, (Ind AS compliant Schedule III) as amended. These standalone financial statements are presented in INR and all values are rounded to the nearest lacs (INR 00,000), except when otherwise indicated. The Company has prepared the financial statements on the basis that it will continue to operate as a going concern.

The financial statements have been prepared on a historical cost basis, except for the following assets and liabilities which have been measured at fair value or revalued amount:

- i) Certain financial assets and liabilities that is measured at fair value (refer accounting policy regarding financial instruments)
- ii) Assets held for sale-measured at fair value less cost to sell
- iii) Defined benefit plans- plan assets measured at fair value

2.2. Current versus non-current classification

The Company presents assets and liabilities in the balance sheet based on current/ non-current classification. An asset is treated as current when it is:

Expected to be realised or intended to be sold or consumed in normal operating cycle

- ▶ Held primarily for the purpose of trading
- ▶ Expected to be realised within twelve months after the reporting period, or
- ▶ Cash or cash equivalent unless restricted from being exchanged or used to settle a liability for at least twelve months after the reporting period
- ▶ All other assets are classified as non-current.

A liability is current when:

- ▶ It is expected to be settled in normal operating cycle
- ▶ It is held primarily for the purpose of trading
- ▶ It is due to be settled within twelve months after the reporting period, or
- ▶ There is no unconditional right to defer the settlement of the liability for at least twelve months after the reporting period

Current assets/liabilities include current portion of non-current financial assets/liabilities respectively. All other assets/ liabilities are classified as non-current. Deferred tax assets and liabilities are classified as non-current assets and liabilities.

The operating cycle is the time between the acquisition of assets for processing and their realisation in cash and cash equivalents. The Company has identified twelve months as its operating cycle.

2.3. Functional and presentation currency

These financial statements are presented in Indian rupee (INR), which is the functional currency of the Company.

2.4. New and amended standards adopted by the Company

The Company applied for the first-time certain standards and amendments, which are effective for annual periods beginning on or after April 01, 2023. The Ministry of Corporate Affairs has notified Companies (Indian Accounting Standards) Amendment Rules, 2023 dated March 31, 2023 to amend the following Ind AS which are effective from April 01, 2023.

(i) Definition of Accounting Estimates - Amendments to Ind AS 8:

The amendments clarify the distinction between changes in accounting estimates and changes in accounting policies and the correction of errors. It has also been clarified how entities use measurement techniques and inputs to develop accounting estimates.

The amendments had no impact on the Company's standalone financial statements.

(ii) Disclosure of Accounting Policies- Amendments to Ind AS 1:

The amendments aim to help entities provide accounting policy disclosures that are more useful by replacing the requirement for entities to disclose their 'significant' accounting policies with a requirement to disclose their 'material' accounting policies and adding guidance on how entities apply the concept of materiality in making decisions about accounting policy disclosures.

The amendments have had an impact on the Company's disclosures of accounting policies, but not on the measurement, recognition or presentation of any items in the Company's financial statements.

(iii) Deferred Tax related to Assets and Liabilities arising from a Single Transaction - Amendments to Ind AS 12:

The amendments narrow the scope of the initial recognition exception under Ind AS 12, so that it no longer applies to transactions that give rise to equal taxable and deductible temporary differences.

2.5. Revenue recognition

Revenues are measured at the fair value of the consideration received or receivable. Revenue is reduced for rebates, trade discounts and other similar allowances.

Ind AS 115 'Revenue from Contracts with Customers' was notified on 28 March 2018 and establishes a five-step model to account for revenue arising from contracts with customers. Under Ind AS 115, revenue is recognised at an amount that reflects the consideration to which an entity expects to be entitled in exchange for transferring goods or services to a customer.



Sale of goods

Revenue from sale of goods are recognised on transfer of significant risks and rewards of ownership to the buyer, where recovery of the consideration is probable, the associated costs and possible return of goods can be estimated reliably and there is no continuing management involvement with the goods and the amount of revenue can be measured reliably. The transfer of significant risks and rewards of ownership generally coincides with the delivery of goods to customers.

Other Operating Revenues

(a) Interest Income

For all debt instruments measured either at amortised cost or at fair value through other comprehensive income, interest income is recorded using the effective interest rate (EIR). EIR is the rate that exactly discounts the estimated future cash payments or receipts over the expected life of the financial instrument or a shorter period, where appropriate, to the gross carrying amount of the financial asset or to the amortised cost of a financial liability. When calculating the effective interest rate, the Company estimates the expected cash flows by considering all the contractual terms of the financial instrument (for example, prepayment, extension, call and similar options) but does not consider the expected credit losses. Interest income is included in other income in the statement of profit and loss.

2.6. Inventories

Inventories are valued at the lower of cost and the net realisable value after providing for obsolescence and other losses, where considered necessary. Cost of inventories includes all costs and overheads in bringing the inventories to their present condition. Cost is arrived at moving weighted average basis. Work-in-process and finished goods include appropriate proportion of overheads

Net realisable value represents the estimated selling price for inventories less all estimated costs of completion and cost necessary to make sale.

2.7. Cash flow statement

Cash flows are reported using indirect method as set out in Ind AS -7 "Statement of Cash Flows", whereby profit/loss before extraordinary items and tax is adjusted for the effects of transactions of non-cash nature and any deferrals or accruals of past or future cash receipts or payments. The cash flows from operating, investing and financing activities of the Company are segregated based on the available information.

2.8. Cash and cash equivalents

Cash comprises cash on hand and demand deposits with banks. Cash equivalents are short-term balances (with an original maturity of three months or less from the date of acquisition), highly liquid investments that are readily convertible into known amounts of cash and which are subject to insignificant risk of changes in value.

2.9. Property, plant and equipment

Property, plant and equipment are measured at cost less accumulated depreciation and any accumulated impairment losses.

The initial cost of property, plant and equipment comprises its purchase price, including import duties and non-refundable purchase taxes, and any directly attributable costs of bringing an asset to working condition and location for its intended use. It also includes the initial estimate of the costs of dismantling and removing the item and restoring the site on which it is located, wherever applicable. Items such as spares are capitalized when they meet the definition of property, plant and equipment.

If significant parts of an item of property, plant and equipment have different useful lives, then they are accounted for as separate items (major components) of property, plant and equipment. Likewise, on initial recognition, expenditure to be incurred towards major inspections and overhauls are identified as a separate component and depreciated over the expected period till the next overhaul expenditure.

Subsequent costs and disposal

Subsequent expenditure related to an item of property, plant and equipment is added to its book value only if it increases the future economic benefits from the existing asset beyond its previously assessed standard of performance/life. All other expenses on existing property, plant and equipment, including day-to-day repair and maintenance expenditure and cost of replacing parts, are charged to the statement of profit and loss for the period during which such expenses are incurred.

Gains and losses on disposal of an item of property, plant and equipment are determined by comparing the proceeds from disposal with the carrying amount of property, plant and equipment, and are recognized net within other income/other expenses in statement of profit and loss.

Capital work in progress

Assets in the course of construction are capitalized in capital work in progress account. At the point when an asset is capable of operating in the manner intended by management, the cost of construction is transferred to the appropriate category of property, plant and equipment. Costs associated with the commissioning of an asset are capitalised until the period of commissioning has been completed and the asset is ready for its intended use.

Depreciation and amortisation

Depreciation on Property, plant and equipment has been provided on the straight-line method (SLM) to allocate their cost, net of their residual values, as per useful life prescribed in Schedule II to the Act. Management's assessment of independent technical evaluation/advice takes into account, inter alia, the nature of the assets, the estimated usage of the assets, the operating conditions of the assets, past history of replacement and maintenance support. The depreciation method, asset's residual values and useful lives are reviewed, and adjusted if appropriate, at the end of each reporting period prospectively.

Depreciation on tangible fixed assets has been provided on the straight line method as per the useful life prescribed in Schedule II to the Companies Act, 2013.

Additions on account of insurance spares, additions/extensions forming an integral part of existing plants and the revised carrying amount of the assets identified as impaired, are depreciated over residual life of the respective asset.

An item of property, plant and equipment is derecognised upon disposal or when no future economic benefits are expected to arise from the continued use of asset. Any gain or loss arising on the disposal or retirement of an item of property, plant and equipment is determined as the difference between sales proceeds and the carrying amount of the asset and is recognised in statement of profit and loss.



Depreciation methods, useful lives and residual values are reviewed at each financial year and changes in estimates, if any, are accounted for prospectively.

2.10. Impairment of tangible assets

At the end of each reporting period, the Company reviews the carrying amounts of all of its tangible and intangible assets to determine whether there is any indication based on internal/ external factors that those assets have suffered an impairment loss. If any such indication exists, the recoverable amount of the asset is estimated in order to determine the extent of the impairment loss (if any). When it is not possible to estimate the recoverable amount of an individual asset, the company estimates the recoverable amount of the cash-generating unit to which the asset belongs. When a reasonable and consistent basis of allocation can be identified, corporate assets are also allocated to individual cash-generating units, or otherwise they are allocated to the smallest group of cash-generating units for which a reasonable and consistent allocation basis can be identified.

Recoverable amount is the higher of fair value less costs of disposal and value in use. In assessing value in use, the estimated future cash flows are discounted to their present value using a pre-tax discount rate that reflects current market assessments of the time value of money and the risks specific to the assets for which the estimates of future cash flows have not been adjusted.

If the recoverable amount of an asset (or cash-generating unit) is estimated to be less than its carrying amount, the carrying amount of asset (or cash-generating unit) is reduced to its recoverable amount. An impairment loss is recognised immediately in statement of profit and loss.

When an impairment loss subsequently reverses, the carrying amount of the assets (or cash-generating unit) is increased to the revised estimate of its recoverable amount, but so that the increased carrying amount does not exceed the carrying amount that would have been determined had no impairment loss been recognised for the asset (or cash-generating unit) in prior years. A reversal of an impairment loss is recognised immediately in statement of profit and loss.

2.11. Foreign currency transactions and translations

Items included in the financial statements of the Company are measured using the currency of the primary economic environment in which the Company operates ('the functional currency'). The financial statements are presented in Indian rupee (INR), which is the Company's functional and presentation currency.

Transactions in currencies other than the functional currency are translated into the functional currency at the exchange rates ruling at the date of the transaction. Monetary assets and liabilities denominated in other currencies are translated into the functional currency at exchange rates prevailing on the reporting date. Non-monetary assets and liabilities denominated in other currencies and measured at historical cost or fair value are translated at the exchange rates prevailing on the dates on which such values were determined.

All exchange differences are included in statement of profit and loss except any exchange differences on monetary items designated as an effective hedging instrument of the currency risk of designated forecasted sales or purchases, which are recognized in the other comprehensive income.

2.12. Employee benefits

Employee benefits include provident fund, employee state insurance scheme.

Defined contribution plans

The Company's contribution to provident fund and employee state insurance scheme are considered as defined contribution plans and are charged as an expense based on the amount of contribution required to be made and when services are rendered by the employees.

Short-term employee benefits

The undiscounted amount of short-term employee benefits expected to be paid in exchange for the services rendered by employees are recognised during the year when the employees render the service.

2.13. Leases

The Company assesses at contract inception whether a contract is, or contains, a lease. That is, if the contract conveys the right to control the use of an identified asset for a period of time in exchange for consideration.

Company as a lessee

The Company's lease asset classes primarily comprise of lease for land and building. The Company applies a single recognition and measurement approach for all leases, except for short-term leases and leases of low-value assets. The Company recognises lease liabilities to make lease payments and right-of-use assets representing the right to use the underlying assets.

The company has entered into lease agreement for building which has been assessed as operating lease and accordingly the company has recognised rental expenses on a straight line basis over the tenure of lease.

i) Right-of-use assets

The Company recognises right-of-use assets at the commencement date of the lease (i.e., the date the underlying asset is available for use). Right-of-use assets are measured at cost, less any accumulated depreciation and accumulated impairment losses, and adjusted for any remeasurement of lease liabilities. The cost of right-of-use assets includes the amount of lease liabilities recognised, initial direct costs incurred, and lease payments made at or before the commencement date less any lease incentives received. Right-of-use assets are depreciated on a straight-line basis over the unexpired period of respective leases ranging from 33-99 years.

If ownership of the leased asset transfers to the Company at the end of the lease term or the cost reflects the exercise of a purchase option, depreciation is calculated using the estimated useful life of the asset. The right-of-use assets are also subject to impairment. Refer to the accounting policies in section 'Impairment of non-financial assets'.

ii) Short-term leases and leases of low-value assets

The Company applies the short-term lease recognition exemption to its short-term leases (i.e., those leases that have a lease term of 12 months or less from the commencement date and do not contain a purchase option). It also applies the lease of low-value assets recognition exemption to leases that are considered to be low value. Lease payments on short-term leases and leases of low-value assets are recognised as expense on a straight-line basis over the lease term.

2.14. Earnings per share

Basic earnings per share is computed by dividing the profit / (loss) after tax (including the post tax effect of extraordinary items, if any) by the weighted average number of equity shares outstanding during the year. Diluted earnings per share is computed by dividing the profit / (loss) after tax (including the post tax effect of extraordinary items, if any) as adjusted for dividend, interest and other charges to expense or income (net of any attributable taxes) relating to the dilutive potential equity shares, by the weighted average number of equity shares considered for deriving basic earnings per share and the weighted average number of equity shares which could have been issued on the conversion of all dilutive potential equity shares. Potential equity shares are deemed to be dilutive only if their conversion to equity shares would decrease the net profit per share from continuing ordinary operations. Potential dilutive equity shares are deemed to be converted as at the beginning of the period, unless they have been issued at a later date. Dilutive potential equity shares are determined independently for each period presented. The number of equity shares and potentially dilutive equity shares are adjusted for share splits / reverse share splits and bonus shares, as appropriate.



2.15. Taxes on income

Income tax expense comprises current and deferred tax. It is recognised in statement of profit and loss except to the extent that it relates items recognised directly in equity or in Other Comprehensive Income.

Current income tax

The tax currently payable is based on taxable profit for the year. Taxable profit differs from 'profit before tax' as reported in the statement of profit and loss because of items of income or expense that are taxable or deductible in other years and items that are never taxable or deductible. The current tax is calculated using tax rates and tax laws that have been enacted or substantively enacted by the end of the reporting period.

Current tax assets and liabilities are offset only if, the Company:

- i) has a legally enforceable right to set off the recognised amounts; and
- ii) intends either to settle on a net basis, or to realise the asset and settle the liability simultaneously.

Deferred tax

Deferred tax is provided using the Balance sheet method on temporary differences between the tax bases of assets and liabilities and their carrying amounts for financial reporting purposes at the reporting date.

Deferred tax assets are recognised for all deductible temporary differences, the carry forward of unused tax credits and any unused tax losses. Deferred tax assets are recognised to the extent that it is probable that taxable profit will be available against which the deductible temporary differences, and the carry forward of unused tax credits and unused tax losses can be utilised.

The carrying amount of deferred tax assets is reviewed at each reporting date and reduced to the extent that it is no longer probable that sufficient taxable profit will be available to allow all or part of the deferred tax asset to be utilised. Unrecognised deferred tax assets are re-assessed at each reporting date and are recognised to the extent that it has become probable that future taxable profits will allow the deferred tax asset to be recovered.

Deferred tax assets and liabilities are measured at the tax rates that are expected to apply in the year when the asset is realised or the liability is settled, based on tax rates (and tax laws) that have been enacted or substantively enacted at the reporting date.

Deferred tax assets and deferred tax liabilities are offset if a legally enforceable right exists to set off current tax assets against current tax liabilities and the deferred taxes relate to the same taxable entity and the same taxation authority.

Deferred tax assets on unused tax losses are recognised only to the extent of net Deferred tax Liabilities.

Current and deferred tax for the year

Current and deferred tax are recognised in statement of profit and loss, except when they relate to items that are recognised in other comprehensive income or directly in equity, in which case, the current and deferred tax are also recognised in other comprehensive income or directly in equity respectively.

2.16. Provisions and contingencies

Provisions

Provisions are recognised when the Company has a present obligation (legal or constructive) as a result of a past event, it is probable that an outflow of resources embodying economic benefits will be required to settle the obligation and a reliable estimate can be made of the amount of the obligation. When the Company expects some or all of a provision to be reimbursed, for example, under an insurance contract, the reimbursement is recognised as a separate asset, but only when the reimbursement is virtually certain. The expense relating to a provision is presented in the statement of profit and loss net of any reimbursement.

Sales Return

Provisions for sales returns is determined based on the historical percentage of sales return for the same types of goods for which the provision is currently being determined. The same percentage to the sales is applied for the current accounting period to derive the provision for sales return to be accrued. It is very unlikely that actual sales return will exactly match the historical percentage, so such estimates are reviewed annually for any material changes in assumptions and likelihood of occurrence.

Contingent liabilities

If the effect of the time value of money is material, provisions are determined by discounting the expected future cash flows to net present value using an appropriate pre-tax discount rate that reflects current market assessments of the time value of money and, where appropriate, the risks specific to the liability. Unwinding of the discount is recognized in statement of profit and loss as a finance cost. Provisions are reviewed at each reporting date and are adjusted to reflect the current best estimate.

A contingent liability is a possible obligation that arises from past events whose existence will be confirmed by the occurrence or non-occurrence of one or more uncertain future events beyond the control of the Company or a present obligation that is not recognised because it is not probable that an outflow of resources will be required to settle the obligation. A contingent liability also arises in extremely rare cases where there is a liability that cannot be recognised because it cannot be measured reliably. The Company does not recognize a contingent liability but discloses its existence in the financial statements.

In the normal course of business, contingent liabilities may arise from litigation and other claims against the Company. There are certain obligations which management has concluded, based on all available facts and circumstances, are not probable of payment or are very difficult to quantify reliably, and such obligations are treated as Contingent liabilities and disclosed in the notes but are not reflected as liabilities in the financial statements. Although there can be no assurance regarding the final outcome of the legal proceedings in which the Company involved, it is not expected that such contingencies will have a material effect on its financial position or profitability.

Contingent assets are not recognised but disclosed in the financial statements when an inflow of economic benefits is probable.

2.17. Insurance claims

Insurance claims are accounted for on the basis of claims admitted / expected to be admitted and to the extent that the amount recoverable can be measured reliably and it is reasonable to expect ultimate collection.

2.18. Financial instruments

Financial assets and financial liabilities are recognised when a Company becomes a party to the contractual provisions of the instruments.



Financial assets and financial liabilities are initially measured at fair value. Transaction costs that are directly attributable to the acquisition or issue of financial assets and financial liabilities (other than financial assets and financial liabilities at fair value through profit or loss) are added to or deducted from the fair value of the financial assets or financial liabilities, as appropriate, on initial recognition. Transaction costs directly attributable to the acquisition of financial assets or financial liabilities at fair value through statement of profit and loss are recognised immediately in statement of profit and loss.

Financial assets

All regular way purchases or sales of financial assets are recognised and derecognised on a trade date basis. Regular way purchases or sales are purchases or sales of financial assets that require delivery of assets within the time frame established by regulation or convention in the marketplace.

All recognised financial assets are subsequently measured in their entirety at either amortised cost or fair value, depending on the classification of the financial assets.

Classification of financial assets

Debt instruments that meet the following conditions are subsequently measured at amortised cost less impairment loss (except for debt investments that are designated as at fair value through profit or loss on initial recognition):

- the asset is held within a business model whose objective is to hold assets in order to collect contractual cash flows; and
- the contractual terms of the instrument give rise on specified dates to cash flows that are solely payments of principal and interest on the principal amount outstanding.

All other financial assets are subsequently measured at fair value.

Amortised cost and effective interest method

The effective interest method is a method of calculating the amortised cost of a debt instrument and of allocating interest income over the relevant period. The effective interest rate is the rate that exactly discounts estimated future cash receipts (including all fees and points paid or received that form an integral part of the effective interest rate, transaction costs and other premiums or discounts) through the expected life of the debt instrument, or, where appropriate, a shorter period, to the net carrying amount on initial recognition.

Income is recognised on an effective interest basis for debt instruments other than those financial assets classified as at FVTPL. Interest income is recognised in profit or loss and is included in the Statement of Profit and Loss.

Financial assets at fair value through profit or loss (FVTPL)

Investments in equity instruments are classified as at FVTPL, unless the Company irrevocably elects on initial recognition to present subsequent changes in fair value in other comprehensive income for equity instruments which are not held for trading.

A financial asset may be designated as at FVTPL upon initial recognition if such designation eliminates or significantly reduces a measurement or recognition inconsistency that would arise from measuring assets or liabilities or recognising the gains and losses on them on different bases. The Company has not designated any debt instrument as at FVTPL.

Financial assets at FVTPL are measured at fair value at the end of each reporting period, with any gains or losses arising on re-measurement recognised in statement of profit and loss. The net gain or loss recognised in statement of profit and loss is included in the 'other gains and losses' line item.

Impairment of financial assets

The Company measures the loss allowance for a financial instrument at an amount equal to the lifetime expected credit losses if the credit risk on that financial instrument has increased significantly since initial recognition. If the credit risk on a financial instrument has not increased significantly since initial recognition, the Company measures the loss allowance for that financial instrument at an amount equal to 12-month expected credit losses.

However, for trade receivables or contract assets that result in relation to revenue from contracts with customers, the Company measures the loss allowance at an amount equal to lifetime expected credit losses.

When making the assessment of whether there has been a significant increase in credit risk since initial recognition, the Company uses the change in the risk of a default occurring over the expected life of the financial instrument instead of the change in the amount of expected credit losses. To make that assessment, the Company compares the risk of a default occurring on the financial instrument as at the reporting date with the risk of a default occurring on the financial instrument as at the date of initial recognition and considers reasonable and supportable information, that is available without undue cost or effort, that is indicative of significant increases in credit risk since initial recognition.

Derecognition of financial assets

The Company derecognises a financial asset when the contractual rights to the cash flows from the asset expire, or when it transfers the financial asset and substantially all the risks and rewards of ownership of the asset to another party. If the Company neither transfers nor retains substantially all the risks and rewards of ownership and continues to control the transferred asset, the Company recognises its retained interest in the asset and an associated liability for amounts it may have to pay. If the Company retains substantially all the risks and rewards of ownership of a transferred financial asset, the Company continues to recognise the financial asset.

On derecognition of a financial asset in its entirety, the difference between the asset's carrying amount and the sum of the consideration received and receivable and the cumulative gain or loss that had been recognised in other comprehensive income and accumulated in equity is recognised in profit or loss if such gain or loss would have otherwise been recognized in profit or loss on disposal of that financial asset.

On derecognition of a financial asset other than in its entirety (e.g. when the Company retains an option to repurchase part of a transferred asset), the Company allocates the previous carrying amount of the financial asset between the part it continues to recognise under continuing involvement, and the part it no longer recognises on the basis of the relative fair values of those parts on the date of the transfer. The difference between the carrying amount allocated to the part that is no longer recognised and the sum of the consideration received for the part no longer recognised and any cumulative gain or loss allocated to it that had been recognised in other comprehensive income is recognised in profit or loss if such gain or loss would have otherwise been recognized in profit or loss on disposal of that financial asset. A cumulative gain or loss that had been recognised in other comprehensive income is allocated between the part that continues to be recognised and the part that is no longer recognised on the basis of the relative fair values of those parts.



Financial liabilities and equity instruments

Classification as debt or equity

Debt and equity instruments issued by a Company are classified as either financial liabilities or as equity in accordance with the substance of the contractual arrangements and the definitions of a financial liability and an equity instrument.

Equity instruments

An equity instrument is any contract that evidences a residual interest in the assets of an entity after deducting all of its liabilities. Equity instruments issued by a Company entity are recognised at the proceeds received, net of direct issue costs.

Repurchase of the Company's own equity instruments is recognised and deducted directly in equity. No gain or loss is recognised in profit or loss on the purchase, sale, issue or cancellation of the Company's own equity instruments.

Financial liabilities

All financial liabilities are subsequently measured at amortised cost using the effective interest method or at FVTPL. However, financial liabilities that arise when a transfer of a financial asset does not qualify for derecognition or when the continuing involvement approach applies, financial guarantee contracts issued by the Company, and commitments issued by the Company to provide a loan at below-market interest rate are measured in accordance with the specific accounting policies set out below.

Financial liabilities are classified as at FVTPL when the financial liability is either held for trading or it is designated as at FVTPL.

Financial liabilities at FVTPL

Financial liabilities are classified as at FVTPL when the financial liability is either held for trading or it is designated as at FVTPL.

A financial liability is classified as held for trading if:

- it has been incurred principally for the purpose of repurchasing it in the near term; or
- on initial recognition it is part of a portfolio of identified financial instruments that the Company manages together and has a recent actual pattern of short-term profit-taking; or
- it is a derivative that is not designated and effective as a hedging instrument.

A financial liability other than a financial liability held for trading may be designated as at FVTPL upon initial recognition if:

- such designation eliminates or significantly reduces a measurement or recognition inconsistency that would otherwise arise; or
- the financial liability forms part of a Company of financial assets or financial liabilities or both, which is managed and its performance is evaluated on a fair value basis, in accordance with the Company's documented risk management or investment strategy, and information about the Company is provided internally on that basis; or
- it forms part of a contract containing one or more embedded derivatives, and Ind AS 109 permits the entire combined contract to be designated as at FVTPL in accordance with Ind AS 109.

Financial liabilities at FVTPL are stated at fair value, with any gains or losses arising on remeasurement recognised in statement of profit and loss. The net gain or loss recognised in statement of profit and loss incorporates any interest paid on the financial liability and is included in the 'other gains and losses' line item.

However, for non-held-for-trading financial liabilities that are designated as at FVTPL, the amount of change in the fair value of the financial liability that is attributable to changes in the credit risk of that liability is recognised in other comprehensive income, unless the recognition of the effects of changes in the liability's credit risk in other comprehensive income would create or enlarge an accounting mismatch in statement of profit and loss. The remaining amount of change in the fair value of liability is recognised in statement of profit and loss. Changes in fair value attributable to a financial liability's credit risk that are recognised in other comprehensive income are not subsequently reclassified to statement of profit and loss.

Gains or losses on financial guarantee contracts and loan commitments issued by the Company that are designated by the Company as at fair value through profit or loss are recognised in statement of profit and loss.

Financial liabilities subsequently measured at amortised cost

Financial liabilities that are not held-for-trading and are not designated as at FVTPL are measured at amortised cost at the end of subsequent accounting periods. The carrying amounts of financial liabilities that are subsequently measured at amortised cost are determined based on the effective interest method. Interest expense that is not capitalised as part of costs of an asset is included in the 'finance costs' line item.

The effective interest method is a method of calculating the amortised cost of a financial liability and of allocating interest expense over the relevant period. The effective interest rate is the rate that exactly discounts estimated future cash payments (including all fees and points paid or received that form an integral part of the effective interest rate, transaction costs and other premiums or discounts) through the expected life of the financial liability, or (where appropriate) a shorter period, to the net carrying amount on initial recognition.

Foreign exchange gains and losses

For financial liabilities that are denominated in a foreign currency and are measured at amortised cost at the end of each reporting period, the foreign exchange gains and losses are determined based on the amortised cost of the instruments and are recognised in the 'other gains and losses' line item in the statement of profit and loss.

The fair value of financial liabilities denominated in a foreign currency is determined in that foreign currency and translated at the spot rate at the end of the reporting period. For financial liabilities that are measured as at FVTPL, the foreign exchange component forms part of the fair value gains or losses and is recognised in the statement of profit and loss.

Derecognition of financial liabilities

The Company derecognises financial liabilities when, and only when, the Company's obligations are discharged, cancelled or they expire. The difference between the carrying amount of the financial liability derecognised and the consideration paid and payable is recognised in statement of profit and loss.

2.19. Operating cycle

Based on the nature of the operations and the time between the acquisition of assets for processing and their realization in cash or cash equivalents, the Company has ascertained its operating cycle as twelve months for the purpose of current non-current classification of assets and liabilities.



2.20. Critical accounting judgements and key sources of estimation uncertainty

The preparation of these financial statements in conformity with Ind AS requires management to make judgements, estimates and assumptions that affect the application of accounting policies and the reported amounts of assets, liabilities, income, expenses and disclosures of contingent assets and liabilities at the date of these financial statements and the reported amounts of revenues and expenses for the years presented. Actual results may differ from these estimates under different assumptions and conditions.

Estimates and underlying assumptions are reviewed on an ongoing basis. Revisions to accounting estimates are recognised in the period in which the estimate is revised and future periods affected.

In particular, information about significant areas of estimation uncertainty and critical judgments in applying accounting policies that have the most significant effect on the amounts recognized in the financial statements are included in the following accounting policies and/or notes:

Estimation of uncertainties relating to the global health pandemic from COVID-19 (COVID-19):

The Company has considered the possible effects that may result from the pandemic relating to COVID-19 in the preparation of these financial statements including the recoverability of carrying amounts of financial and non financial assets. In developing the assumptions relating to the possible future uncertainties in the global economic conditions because of this pandemic, the Company has, at the date of approval of these financial statements, used internal and external sources of information including credit reports and related information and economic forecasts and expects that the carrying amount of these assets will be recovered.

Critical estimates and judgements in applying accounting policies

The following are the critical judgements, apart from those estimations that the management has made in the process of applying the Company Accounting Policies and that have most significant effect on the amounts recognised in the financial statements.

Provisions and contingencies

The significant capital commitments in relation to various capital projects are not recognized in the balance sheet. In the normal course of business, contingent liabilities may arise from litigation and other claims against the Company. Guarantees are also provided in the normal course of business. There are certain obligations which management has concluded, based on all available facts and circumstances, are not probable of payment or are very difficult to quantify reliably, and such obligations are treated as contingent liabilities and disclosed in the notes but are not reflected as liabilities in the financial statements. Although there can be no assurance regarding the final outcome of the legal proceedings in which the Company involved, it is not expected that such contingencies will have a material effect on its financial position or profitability.

Fair value measurement of financial instruments

Some of the Company's assets and liabilities are measured at fair value for financial reporting purposes. The fair values of financial assets and financial liabilities recorded in the balance sheet in respect of which quoted price in active markets are available are measured using valuation techniques. The inputs to these models are taken from observable markets where possible, but where this is not feasible, a degree of judgment is required in establishing fair values. Judgments include considerations of inputs such as liquidity risk, credit risk and volatility. Changes in assumptions about these factors could affect the reported fair value of financial instruments.

Impairment of assets

In assessing the property, plant and equipment and intangible assets for impairment, factors leading to significant reduction in profits such as changes in commodity prices, the Company's business plans and changes in regulatory environment are taken into consideration. The carrying value of the assets of a cash generating unit (CGU) is compared with the recoverable amount of those assets, that is, the higher of fair value less costs of disposal and value in use. Recoverable value is based on the management estimates of commodity prices, market demand and supply, economic and regulatory climates, long-term plan, discount rates and other factors. Any subsequent changes to cash flow due to changes in the abovementioned factors could impact the carrying value of the assets.

Useful life of property, plant and equipment

Property, plant and equipment and intangible assets as disclosed above are depreciated over their useful economic lives. Management reviews the useful economic lives at least once a year and any changes could affect the depreciation rates prospectively and hence the asset carrying values. The Company also reviews its property, plant and equipment, for possible impairment if there are events or changes in circumstances that indicate that carrying values of the assets may not be recoverable. In assessing the property, plant and equipment for impairment, factors leading to significant reduction in profits such as changes in commodity prices, the Company's business plans and changes in regulatory environment are taken into consideration.

The carrying value of the assets of a cash generating unit (CGU) is compared with the recoverable amount of those assets, that is, the higher of fair value less costs of disposal and value in use. Recoverable value is based on the management estimates of commodity prices, market demand and supply, economic and regulatory climates, long-term plan, discount rates and other factors. Any subsequent changes to cash flow due to changes in the above mentioned factors could impact the carrying value of the assets.

Contingencies and commitments

In the normal course of business, contingent liabilities may arise from litigation, taxation and other claims against the Company. A tax provision is recognised when the Company has a present obligation as a result of a past event, it is probable that the Company will be required to settle that obligation.

Where it is management's assessment that the outcome cannot be reliably quantified or is uncertain the claims are disclosed as contingent liabilities unless the likelihood of an adverse outcome is remote. Such liabilities are disclosed in the notes but are not provided for in the financial statements.

When considering the classification of a legal or tax cases as probable, possible or remote there is judgement involved. This pertains to the application of the legislation, which in certain cases is based upon management's interpretation of country specific tax law, in particular India, and the likelihood of settlement. Management uses in-house and external legal professionals to inform their decision.

Although there can be no assurance regarding the final outcome of the legal proceedings, the Company does not expect them to have a materially adverse impact on the Company's financial position or profitability. The liabilities which are assessed as possible and hence are not recognised in these financial statements.

Measurement of defined benefit obligations

The obligation arising from the defined benefit plan is determined on the basis of actuarial assumptions. Key actuarial assumptions include discount rate, trends in salary escalation and vested future benefits and life expectancy. The discount rate is determined with reference to market yields at the end of the reporting period on the government bonds. The period to maturity of the underlying bonds correspond to probable maturity of the post-employment benefit obligations.



2.21 Key sources of estimation uncertainty

(a) Taxes

Uncertainties exist with respect to the interpretation of complex tax regulations, changes in tax laws, and the amount and timing of future taxable income. Given the wide range of business relationships and the long-term nature and complexity of existing contractual agreements, differences arising between the actual results and the assumptions made, or future changes to such assumptions, could necessitate future adjustments to tax income and expense already recorded. The Company establishes provisions, based on reasonable estimates. The amount of such provisions is based on various factors, such as experience of previous tax audits and differing interpretations of tax regulations by the taxable entity and the responsible tax authority. Such differences of interpretation may arise on a wide variety of issues depending on the conditions prevailing in the respective domicile of the companies.

(b) Impairment of Financial assets

The impairment provisions of financial assets are based on assumptions about risk of default and expected loss rates. The Company uses judgment in making these assumptions and selecting the inputs to the impairment calculation, based on Company's past history, existing market conditions as well as forward looking estimates at the end of each reporting period.

(c) Impairment of non-Financial assets

The Company assesses at each reporting date whether there is an indication that an asset may be impaired. If any indication exists, or when annual impairment testing for an asset is required, the Company estimates the asset's recoverable amount. An asset's recoverable amount is the higher of an asset's CGU's fair value less cost of disposal and its value in use. It is determined for an individual asset, unless the asset does not generate cash inflows that are largely independent of those from other assets or Company's of assets. Where the carrying amount of an asset or CGU exceeds its recoverable amount, the asset is considered impaired and is written down to its recoverable amount.

In assessing value in use, the estimated future cash flows are discounted to their present value using a pre-tax discount rate that reflects current market assessments of the time value of money and the risks specific to the asset. In determining fair value less costs of disposal, recent market transactions are taken into account. If no such transactions can be identified, an appropriate valuation model is used. These calculations are corroborated by valuation multiples, or other fair value indicators.



3 Property, plant and equipment

	As at March 31, 2024	As at March 31, 2023
Carrying amounts of:		
Freehold land	334.73	-
Leasehold improvements	6.13	-
Plant and equipment	40.67	-
Furniture and fixtures	4.60	-
Vehicles	14.87	-
Office equipment	45.88	30.73
Computers	24.62	22.63
	471.50	53.36
Capital work in progress	878.37	-

Disclosures regarding gross block of Property, plant & equipment, accumulated depreciation thereon and net block are as given below:

	Freehold land	Leasehold improvements	Plant and equipment	Furniture and fixtures	Vehicles	Office equipment	Computers	Total	Capital Work in Progress
Gross carrying value:									
Balance as at 01 April 2022	-	-	-	-	-	-	-	-	-
Additions	-	-	-	-	-	40.48	24.60	65.08	-
Disposals/ adjustments	-	-	-	-	-	-	-	-	-
Balance as at March 31, 2023	-	-	-	-	-	40.48	24.60	65.08	-
Additions	334.73	6.16	42.73	4.84	15.65	44.00	11.19	459.30	878.37
Disposals/ adjustments	-	-	-	-	-	-	-	-	-
Balance as at March 31, 2024	334.73	6.16	42.73	4.84	15.65	84.48	35.79	524.38	878.37
Accumulated depreciation:									
Balance as at 01 April 2022	-	-	-	-	-	-	-	-	-
Depreciation expense (refer note 25)	-	-	-	-	-	9.75	1.97	11.72	-
Disposals/ adjustments	-	-	-	-	-	-	-	-	-
Balance as at March 31, 2023	-	-	-	-	-	9.75	1.97	11.72	-
Depreciation expense (refer note 25)	-	0.03	2.06	0.24	0.78	28.85	9.20	41.17	-
Disposals/ adjustments	-	-	-	-	-	-	-	-	-
Balance as at March 31, 2024	-	0.03	2.06	0.24	0.78	38.60	11.17	52.89	-
Net carrying value as at March 31, 2023	-	-	-	-	-	30.73	22.63	53.36	-
Net carrying value as at March 31, 2024	334.73	6.13	40.67	4.60	14.87	45.88	24.62	471.50	878.37

Note :

1. Disclosure of capital commitment for the acquisition of property, plant and equipment has been provided in note no. 28(ii).
2. The Company undisputedly possesses the title deeds for all immovable properties held by the Company, presented under 'Freehold land'.

3.1 As at March 31, 2024

Particulars	Amount in CWIP for a period of				Total
	Less than 1 year	1-2 years	2-3 years	More than 3 years	
Projects in progress	878.37	-	-	-	878.37
Total	878.37	-	-	-	878.37

As at March 31, 2023

Particulars	Amount in CWIP for a period of				Total
	Less than 1 year	1-2 years	2-3 years	More than 3 years	
Projects in progress	-	-	-	-	-
Total	-	-	-	-	-

Note :

1. Capital work in progress as at March 31, 2024 includes assets under construction at plant, and production lines which are pending installation. There are no projects which have either exceeds their budget or whose timelines have been deferred.
2. Disclosure of contractual commitments for the acquisition of property, plant and equipment has been provided in note 28.



Mankind Agritech Private Limited
Notes forming part of the financial statements for the year ended March 31, 2024
All amounts are in INR lacs unless otherwise stated

4 Right-of-use assets

	As at March 31, 2024	As at March 31, 2023	
Carrying amounts of:			
Leasehold land	42.61	-	
Leasehold Building	80.23	-	
	122.84	-	
	Leasehold land	Leasehold Building	Total
Gross carrying value:			
Balance as at 01 April 2022	-	-	-
Additions	-	-	-
Disposals/ adjustments	-	-	-
Balance as at March 31, 2023	-	-	-
Additions	43.04	82.49	125.53
Disposals/ adjustments	-	-	-
Balance as at March 31, 2024	43.04	82.49	125.53
Accumulated depreciation:			
Balance as at 01 April 2022	-	-	-
Depreciation expense (refer note 25)	-	-	-
Disposals/ adjustments	-	-	-
Balance as at March 31, 2023	-	-	-
Depreciation expense (refer note 25)	0.43	2.26	2.69
Disposals/ adjustments	-	-	-
Balance as at March 31, 2024	0.43	2.26	2.69
Net carrying value as at March 31, 2023	-	-	-
Net carrying value as at March 31, 2024	42.61	80.23	122.84

Note :

This note provide information for leases where the Company is a lessee. The Company has taken factory premises for it's repackaging activities on long term for a period of 58 years from the government authorities of Himachal Pradesh.



Mankind Agritech Private Limited
Notes forming part of the financial statements for the year ended March 31, 2024
All amounts are in INR lacs unless otherwise stated

	<u>As at</u> <u>March 31, 2024</u>	<u>As at</u> <u>March 31, 2023</u>
5 Other financial assets (carried at amortised cost)		
Non-Current		
(Unsecured and considered good)		
Security deposits (refer note a. below)	7.50	5.85
	<u>7.50</u>	<u>5.85</u>
Current		
(Unsecured and considered good)		
Financial assets carried at amortised cost		
Security deposits	36.69	4.31
	<u>36.69</u>	<u>4.31</u>

Note :

a. Security deposits includes interest accrued due amounting to INR 0.02 lacs for the year ended March 31, 2024.

	<u>As at</u> <u>March 31, 2024</u>	<u>As at</u> <u>March 31, 2023</u>
6 Income tax assets		
Income tax receivable (net of provisions for income tax)	0.25	0.29
	<u>0.25</u>	<u>0.29</u>



Mankind Agritech Private Limited
Notes forming part of the financial statements for the year ended March 31, 2024
All amounts are in INR lacs unless otherwise stated

	As at March 31, 2024		As at March 31, 2023	
7 Deferred tax balances				
Deferred tax assets		203.63		9.87
Deferred tax assets / (liabilities) (net)		203.63		9.87
Year ended March 31, 2024	Opening Balance	Recognised/ reversed in Profit or loss	Recognised in other comprehensive Income	Closing balance
Deferred tax assets in relation to				
Provision for employee benefits	5.69	31.81	2.81	40.31
Property, plant and equipment	0.95	1.84	-	2.79
Allowance for expected credit loss	-	42.59	-	42.59
Provision for expected sales return	3.23	23.76	-	26.99
Provision for Inventory	-	60.35	-	60.35
Bonus payable	-	4.44	-	4.44
Others	-	26.16	-	26.16
	9.87	190.95	2.81	203.63
Deferred tax assets / (liabilities) (net)	9.87	190.95	2.81	203.63
Year ended March 31, 2023	Opening Balance	Recognised in Profit or loss	Recognised in other comprehensive Income	Closing balance
Deferred tax assets in relation to				
Provision for employee benefits	-	4.01	1.68	5.69
Property, plant and equipment	-	0.95	-	0.95
Provision for expected sales return	-	3.23	-	3.23
	-	8.19	1.68	9.87
Deferred tax assets / (liabilities) (net)	-	8.19	1.68	9.87

Deferred tax assets and liabilities are being offset as they relate to taxes on income levied by the same governing taxation laws.



Mankind Agritech Private Limited
Notes forming part of the financial statements for the year ended March 31, 2024
All amounts are in INR lacs unless otherwise stated

	As at March 31, 2024	As at March 31, 2023
8 Other assets		
Non-Current (unsecured and considered good)		
Capital advances	24.42	-
	24.42	-
Current (unsecured and considered good)		
Prepaid expenses	16.28	37.61
Advances to vendors	326.29	17.82
Advances to employees	1.90	0.04
Balances with Government authorities	644.31	305.39
	988.78	360.86
	As at March 31, 2024	As at March 31, 2023
9 Inventories		
Raw materials		
In hand	46.97	-
Finished goods		
In hand	89.93	-
In transit	0.15	-
Stock in trade		
In hand	4,896.18	1,559.76
In transit	300.71	41.65
Stores and spares	4.45	-
	5,338.39	1,601.41

Note:

- a. Mode of valuation of inventory has been stated in note 2.6.
- b. Inventory write downs are recognised, considering the nature of inventory, estimated shelf life, ageing of inventory and actual scrapping of inventory as well as provisioning policy of the Company. Write downs of inventories amounted to INR 88.59 lacs (March 31, 2023: Nil). These written down were included in the cost of raw material and components consumed and changes in inventories of finished goods and stock in trade.



Mankind Agritech Private Limited
Notes forming part of the financial statements for the year ended March 31, 2024
All amounts are in INR lacs unless otherwise stated

	As at March 31, 2024	As at March 31, 2023
10 Trade receivables		
Unsecured		
Considered good	7,067.67	950.33
Considered credit impaired	169.21	-
Considered good - Related Parties (refer note 33)	9.03	4.86
	7,245.91	955.19
Less: Allowance against expected credit loss	(169.21)	-
	7,076.70	955.19

- a. The average credit period to domestic customers ranges upto 90 days. No interest is charged on trade receivables upto the due date from the date of the invoice.
b. The Company has used a practical expedient by computing the expected credit loss allowance for trade receivables based on historical credit loss experience and adjusted for forward looking information.

c. Trade Receivables ageing schedule

As at March 31, 2024

Particulars	Current but not due	Outstanding for following periods from due date of payment					Total
		Less than 6 Months	6 months - 1 year	1-2 years	2-3 years	More than 3 years	
Undisputed Trade Receivables – considered good	3,579.89	3,411.38	85.43	-	-	-	7,076.70
Undisputed Trade Receivables – which have significant increase in credit risk	-	-	-	-	-	-	-
Undisputed Trade receivable – credit impaired	-	-	85.43	0.05	-	-	85.48
Disputed Trade receivables - considered good	-	-	-	-	-	-	-
Disputed Trade receivables – which have significant increase in credit risk	-	-	-	-	-	-	-
Disputed Trade receivables – credit impaired	-	51.65	32.08	-	-	-	83.73
Total	3,579.89	3,463.03	202.94	0.05	-	-	7,245.91

As at 31 March 2023

Particulars	Current but not due	Outstanding for following periods from due date of payment					Total
		Less than 6 Months	6 months - 1 year	1-2 years	2-3 years	More than 3 years	
Undisputed Trade Receivables – considered good	914.14	41.05	-	-	-	-	955.19
Undisputed Trade Receivables – which have significant increase in credit risk	-	-	-	-	-	-	-
Undisputed Trade receivable – credit impaired	-	-	-	-	-	-	-
Disputed Trade receivables - considered good	-	-	-	-	-	-	-
Disputed Trade receivables – which have significant increase in credit risk	-	-	-	-	-	-	-
Disputed Trade receivables – credit impaired	-	-	-	-	-	-	-
Total	914.14	41.05	-	-	-	-	955.19

d. Movement in allowance for expected credit loss:

- Balance at the beginning of the period
Provision for expected credit losses recognised during the year (refer note 26)
Balance at the end of the period

As at March 31, 2024	As at March 31, 2023
-	-
169.21	-
169.21	-

11 Cash and cash equivalents

- Balances with banks
- On current account
Cash on hand

As at March 31, 2024	As at March 31, 2023
441.94	1,008.38
0.09	-
442.03	1,008.38

Note:

- a. There are no restrictions with regard to cash and cash equivalents at the end of the reporting period.



Mankind Agritech Private Limited
Notes forming part of the financial statements for the year ended March 31, 2024
All amounts are in INR lacs unless otherwise stated

12 Share capital

Authorised

40,00,000 equity shares of INR 10 each
(March 31, 2023: 40,00,000 equity shares of INR 10 each)

400.00

400.00

13,10,00,000 preference shares of INR 10 each
(March 31, 2023: 3,10,00,000 preference shares of INR 10 each)

13,100.00

3,100.00

13,500.00

3,500.00

Issued, subscribed and fully paid up

40,00,000 equity shares of INR 10 each fully paid up
(March 31, 2023: 40,00,000 equity shares of INR 10 each)

400.00

400.00

10,10,00,000 0.01% optionally convertible non cumulative redeemable preference shares of INR 10 each fully paid up
(March 31, 2023 : 3,05,00,000 equity shares of INR 10 each)

10,100.00

3,050.00

10,500.00

3,450.00

Notes:

(i) Rights, preferences and restrictions attached to Equity Shares

The Company has only one class of equity shares having a par value of INR 10 per share. Each holder of equity shares is entitled to one vote per share. In the event of liquidation of the Company, holder of equity shares will be entitled to receive remaining assets of the Company after distribution of all preferential amount. The distribution will be in proportion to the number of equity shares held by the shareholders.

(ii) Rights, preferences and restrictions attached to Preference Shares

The OCPS shall carry a dividend @ 0.01% which shall be non cumulative. The OCPS may be redeemable either in full or partially in one or more tranches, during the tenure of OCPS at the option of the company subject to availability of adequate profits in compliance with the provision of the Act. The tenure of OCPS shall be upto September 30, 2042. If OCPS are converted, 1 OCPS of INR. 10/- each will be converted into 1 Equity share of INR. 10/- each. If OCPS is redeemed in cash, the redemption will be made at fair value of share of the company on the date of redemption or at issue price i.e., INR 10/- whichever is higher. The OCPS will carry preferential rights vis-a-vis equity shares of the company w.r.t payment of dividend and repayment of capital during winding up.

(iii) Reconciliation of the number of shares and amount outstanding at the beginning and at the end of the year:

Issued equity capital

Particulars	As at March 31, 2024		As at March 31, 2023	
	Number	Amount	Number	Amount
Equity shares outstanding at the beginning of the year	40,00,000	400.00	-	-
Add : Issued during the year	-	-	40,00,000	400.00
Equity shares outstanding at the end of the year	40,00,000	400.00	40,00,000	400.00

(iv) Details of shares held by the holding company

Particulars	As at March 31, 2024		As at March 31, 2023	
	Number	Amount	Number	Amount
Mankind Pharma Limited (along with nominee shareholder) - Equity shares	40,00,000	400	40,00,000	400

(v) Shares held by each shareholder holding more than 5 percent shares:

Equity shares	As at March 31, 2024		As at March 31, 2023	
	Numbers	% holding	Numbers	% holding
Mankind Pharma Limited (along with nominee shareholder)	40,00,000	100.00%	40,00,000	100.00%
	40,00,000	100.00%	40,00,000	100.00%

(vi) Shares held by each promoter [as per section 2(69) of the Companies Act, 2013]:

Disclosure of shareholding of promoter's as at March 31, 2024 is as follows:

S.No.	Promoter Name	No. of Shares held	% of total shares	change during the period	% change during the period
1	Mankind Pharma Limited	40,00,000	100%	-	0.00%

Disclosure of shareholding of promoter's as at March 31, 2023 is as follows:

S.No.	Promoter Name	No. of Shares held	% of total shares	change during the period	% change during the period
1	Mankind Pharma Limited	40,00,000	100%	-	0.00%

* Please refer Note No. 37 regarding disclosure pursuant to Ind AS 8



Mankind Agritech Private Limited
Notes forming part of the financial statements for the year ended March 31, 2024
All amounts are in INR lacs unless otherwise stated

	As at March 31, 2024	As at March 31, 2023 Restated*
13 Other equity		
Retained earnings (refer note 13.1)	(2,317.45)	(1,864.15)
	(2,317.45)	(1,864.15)
	As at March 31, 2024	As at March 31, 2023 Restated*
13.1 Retained earnings		
Balance at the beginning of the year	(1,864.15)	-
Profit/(Loss) for the year	(354.96)	(1,826.37)
Other comprehensive income/(loss)	(8.34)	(5.00)
Share issue expenses	(90.00)	(32.78)
Balance at the end of the year	(2,317.45)	(1,864.15)

* Please refer Note No. 37 regarding disclosure pursuant to Ind AS 8



	As at March 31, 2024	As at March 31, 2023
14 Provisions		
Non-current		
Provision for employee benefits		
Provision for gratuity (net)	42.58	11.53
	42.58	11.53
Current		
Provision for employee benefits		
Provision for compensated absences	122.44	15.93
Other provisions		
Provision for expected sales return (refer note (a) below)	107.25	12.85
	229.69	28.78

Note:

(a) Provision for expected sales return:

As per best estimate of the management, provision has been made towards probable return of goods from customers and the movement in provision for sales return is as follows:

	As at March 31, 2024	As at March 31, 2023
Balance as at the beginning of the year	12.85	-
Addition during the year	94.40	12.85
Utilised during the year	-	-
Balance as at the end of the year	107.25	12.85

Provision for expected sales return: A provision is recognized for expected sales return on products sold by the Company during the past year, based on the past experiences of level of return. It is expected that significant level of returns will be incurred in next financial year. Assumptions used to calculate said provision are based on current sales level and current information available about sales return.

	As at March 31, 2024	As at March 31, 2023
15 Borrowings		
Current		
(Secured, at amortised cost)		
Cash credit facility from bank	2,460.17	-
	2,460.17	-

Note:

a) Cash credit facility from bank secured by hypothecation of current assets, book debts, Stock and corporate guarantee given by the holding company. It carries interest rate of 9% p.a. (This rate can be modified on the basis of T-Bill rate applicable on loan booking date).

b) Movement of borrowing during the year is as follows:

Particulars	Current Borrowings	
	March 31, 2024	March 31, 2023
Opening balances	-	-
Interest expense	128.82	-
Cash Inflows	2,460.17	-
Interest paid	(128.82)	-
Closing balances	2,460.17	-



Mankind Agritech Private Limited
Notes forming part of the financial statements for the year ended March 31, 2024
All amounts are in INR lacs unless otherwise stated

		As at March 31, 2024	As at March 31, 2023
16	Trade payables		
	Current		
i.	total outstanding dues of micro enterprises and small enterprises (refer note d below)	204.37	266.40
ii.	total outstanding dues of creditors other than micro enterprises and small enterprises	2,890.29	1,469.37
		3,094.66	1,735.77

16.1 Trade Payable ageing schedule

As at March 31, 2024

Particulars	Unbilled due	Not due	Outstanding for following periods from due date of payment				Total
			Less than 1 year	1-2 years	2-3 years	More than 3 years	
Total outstanding dues of micro enterprises and small enterprises	-	98.79	105.58	-	-	-	204.37
Total outstanding dues of creditors other than micro enterprises and small enterprises	80.88	2,047.85	750.26	1.38	-	-	2,880.37
Disputed dues of micro enterprises and small enterprises	-	-	-	-	-	-	-
Disputed dues of creditors other than micro enterprises and small enterprises	-	-	9.92	-	-	-	9.92
Total	80.88	2,146.64	865.76	1.38	-	-	3,094.66

As at 31 March 2023

Particulars	Unbilled due	Not due	Outstanding for following periods from due date of payment				Total
			Less than 1 year	1-2 years	2-3 years	More than 3 years	
Total outstanding dues of micro enterprises and small enterprises	-	266.40	-	-	-	-	266.40
Total outstanding dues of creditors other than micro enterprises and small enterprises	97.89	1,083.26	288.22	-	-	-	1,469.37
Disputed dues of micro enterprises and small enterprises	-	-	-	-	-	-	-
Disputed dues of creditors other than micro enterprises and small enterprises	-	-	-	-	-	-	-
Total	97.89	1,349.66	288.22	-	-	-	1,735.77

Note:

- The average credit period on purchases is upto 90 days for the Company. The Company however ensures that all payables are paid within the pre agreed credit limits.
- Trade Payables include due to related parties INR 61.83 lacs. as at March 31, 2024. (19.75 lacs. as at March 31, 2023).
- The amounts are unsecured and non-interest bearing.
- The Company has certain dues to suppliers registered under Micro, Small and Medium Enterprises Development Act, 2006 ('MSMED Act'). The disclosures pursuant to the said MSMED Act are as follows:

	As at March 31, 2024	As at March 31, 2023
(a) The principal amount and the interest due thereon remaining unpaid to any supplier at the end of each accounting period		
Principal	202.88	266.40
Interest	1.49	-
(b) Interest paid in terms of section 16 of the Micro, Small and Medium Enterprises Development Act, 2006 and the amount of payment made to the supplier beyond the appointed day	-	-
(c) Interest due and payable for the period of delay in making payment other than the interest specified under the Micro, Small and Medium Enterprises Development Act, 2006	-	-
(d) Interest accrued and remaining unpaid	1.49	-
(e) further interest remaining due and payable even in the succeeding years for the purpose of disallowance of a deductible expenditure under section 23 of the Micro, Small and Medium Enterprises Development Act, 2006.	-	-

Dues to Micro and Small Enterprises have been determined to the extent such parties have been identified on the basis of information collected by the Management. This has been relied upon by the auditors.

17 Other financial liabilities

Current

	As at March 31, 2024	As at March 31, 2023
Capital creditors (see note a below)	235.85	-
Trade/ security deposits from vendors and others	804.99	455.76
	1,040.84	455.76

Note:

- Capital creditors includes amount due from related party amounting to INR 2.95 lacs as at March 31, 2024.

18 Other liabilities

Current

	As at March 31, 2024	As at March 31, 2023
Contract liabilities	403.89	132.50
Statutory liabilities	135.37	49.33
Others	1.35	-
	540.61	181.83



Mankind Agritech Private Limited
Notes forming part of the financial statements for the year ended March 31, 2024
All amounts are in INR lacs unless otherwise stated

	Year ended March 31, 2024	Year ended March 31, 2023
19 Revenue from operations		
19.1 Revenue from contracts with customers		
Sale of products	19,408.42	1,206.53
	19,408.42	1,206.53
(a) Disaggregated revenue information		
Set out below is the disaggregation of the Company's revenue from contracts with customers:		
Segment		
Particular	Year ended March 31, 2024	Year ended March 31, 2023
(i) Type of goods & service		
Agricultural products	19,408.42	1,206.53
Total revenue from contracts with customers	19,408.42	1,206.53
(ii) Geographical information		
Within India	19,071.00	1,190.38
Outside India	337.42	16.15
Total revenue from contracts with customers	19,408.42	1,206.53
(iii) Timing of revenue recognition		
Goods transferred at a point of time	19,408.42	1,206.53
Total revenue from contracts with customers	19,408.42	1,206.53
(b) Contract balances		
Trade receivables (refer note 10)	7,076.70	955.19
Contract liabilities (refer note 18)	403.89	132.50
Trade receivables are non interest bearing. Credit period generally falls in the range upto 90 days. Contract liabilities consist of short-term advances received to supply goods from customer.		
(c) Reconciling the amount of revenue recognised in the statement of profit and loss with the contracted price		
Revenue as per contracted price	21,363.47	1,301.70
Adjustments:		
Sales return Provision	(94.40)	(12.85)
Discount	(1,860.17)	(82.32)
Scheme Cost	(0.48)	-
Revenue from contracts with customers	19,408.42	1,206.53
(d) Performance obligations		
Sale of goods: Performance obligation is satisfied when control of goods is transferred to the customer, generally on delivery of the goods. If in case there is any deviation then product supplied will get replaced with new product.		
Total Revenue from operations	19,408.42	1,206.53
20 Other income		
Interest income		
Interest income earned on:		
- financial assets (at amortised cost)	0.06	-
Interest received on income tax refund	0.01	-
	0.07	-
Others		
Insurance claim received	1.60	0.22
Others	39.20	-
	40.80	0.22
	40.87	0.22



Mankind Agritech Private Limited
Notes forming part of the financial statements for the year ended March 31, 2024
All amounts are in INR lacs unless otherwise stated

	Year ended March 31, 2024	Year ended March 31, 2023
21 Cost of Material Consumed		
Raw material and components consumed		
Inventory at the beginning of the year	-	-
Add: Purchases	244.74	-
	244.74	-
Less: inventory at the end of the year	(46.97)	-
	197.77	-
b Cost of traded goods sold		
Purchases	14,984.94	2,353.01
	14,984.94	2,353.01
22 Changes in inventories of stock in trade & finished goods	Year ended March 31, 2024	Year ended March 31, 2023
Opening Stock:		
Stock in trade		
a. In hand	1,559.76	-
b. In transit	41.65	-
	1,601.41	-
Closing Stock:		
Finished goods		
a. In hand	89.93	-
b. In transit	0.15	-
Stock in trade		
a. In hand	4,896.18	1,559.76
b. In transit	300.71	41.65
	5,286.97	1,601.41
Net decrease/(increase)	(3,685.56)	(1,601.41)
23 Employee benefits expense	Year ended March 31, 2024	Year ended March 31, 2023
Salaries and wages	3,422.87	1,129.02
Contribution to provident and other fund	151.00	48.59
Gratuity expense (refer note 29)	10.87	-
Staff welfare expenses	2.89	1.47
	3,587.63	1,179.08
24 Finance Costs	Year ended March 31, 2024	Year ended March 31, 2023
Interest expense on borrowings at amortised cost	128.82	0.21
Interest expense on financial liabilities at amortised cost	42.17	6.42
Interest on delay deposit of income tax	0.02	-
Other interest expense	21.30	4.28
	192.31	10.91
25 Depreciation and amortisation expense	Year ended March 31, 2024	Year ended March 31, 2023
Depreciation on property, plant and equipment (refer note 3)	41.17	11.72
Depreciation of Right-of-use assets (refer note 4)	2.69	-
	43.86	11.72



Mankind Agritech Private Limited

Notes forming part of the financial statements for the year ended March 31, 2024

All amounts are in INR lacs unless otherwise stated

	Year ended March 31, 2024	Year ended March 31, 2023
26 Other expenses		
Consumption of stores and spares	1.41	-
Power and fuel	0.99	-
Rent	210.86	52.98
Repair and maintenance		
- Machinery	0.29	-
- Building	9.38	-
- others	20.10	46.57
Insurance	20.83	2.37
Rates and taxes	44.54	8.08
Communication expenses	16.51	8.32
Postage and courier	5.43	1.57
Travelling and conveyance	1,032.94	540.97
Printing and stationery	8.39	3.42
Freight cartage and other distribution cost	728.14	65.57
Commission and brokerage	206.58	71.26
Donation and contributions	-	0.12
Legal and professional charges	198.98	54.11
Payments to auditors (refer note below)	2.75	0.50
Training and recruitment expenses	69.70	7.99
Advertising and sales promotion expenses	1,903.47	209.35
Security expenses	2.87	-
Testing and inspection charges	3.32	0.09
Bank charges	6.62	3.66
Trade and other receivables written off	1.20	-
Loss on foreign exchange fluctuation	0.01	-
Allowance for expected credit loss on trade receivables	169.21	-
Miscellaneous expenses	9.73	11.07
Total	4,674.25	1,088.00
Note:		
Payments to auditors (excluding input tax)		
a) Audit fees	2.50	0.50
b) Tax audit fees	0.25	-
	2.75	0.50



Mankind Agritech Private Limited
Notes forming part of the financial statements for the year ended March 31, 2024
All amounts are in INR lacs unless otherwise stated

	Year ended March 31, 2024	Year ended March 31, 2023
27 Income taxes		
27.1 Income tax recognised in the Statement of profit and loss		
Current tax		
In respect of the current year	-	-
In respect of the previous period	-	-
Deferred tax		
In respect of the current year	(190.95)	(8.19)
In respect of the previous period	-	-
	(190.95)	(8.19)
Total income tax expense recognised in the current year	(190.95)	(8.19)
The Income tax expense for the year can be reconciled to the accounting profit as follows:		
Profit before tax	(545.91)	(1,834.56)
Statutory income tax rate	25.168%	25.168%
Income tax expense at statutory income tax rate	(137.39)	(461.72)
Effect of expenses that are not deductible in determining taxable profit	0.65	2.54
Unadjusted tax losses on which no deferred tax has been created		450.99
Brought forward unused tax losses on which no deferred tax was created	(54.21)	-
At the effective income tax rate of Nil	(190.95)	(8.19)
27.2 Income tax recognised in other comprehensive income		
Income tax relating to item that will not be reclassified to profit or loss		
- Remeasurement of the defined benefit plan	2.81	1.68
Total income tax expense recognised in other comprehensive income	2.81	1.68



28 Contingent liabilities and commitments (to the extent not provided for)

(i) **Contingent liabilities**

The company does not foresee any liability arising in future on account of any litigation/event not accounted for.

(ii) **Commitments**

Estimated amount of contracts remaining to be executed on capital account and not provided for are INR 175.49 lacs for the period ending March 31, 2024, excluding capital advances fully provided (refer note no. 8)

(iii) **Undrawn committed borrowing facility**

The Company has availed cash credit facility from bank amounting to INR 5,000 lacs secured by hypothecation of current assets, book debts and stock. An amount of INR 2,539.83 lacs remains undrawn as at year end.

(iv) The Company does not have any long-term contracts including derivative contracts for which there are any material foreseeable losses.

29 Employee Benefits

The Company participates in defined contribution and benefit schemes, the assets of which are held (where funded) in separately administered funds.

For defined contribution schemes the amount charged to the statement of profit or loss is the total of contributions payable in the year.

a. Defined contribution plan

The Company makes contributions towards provident fund and employee state insurance scheme to a defined contribution retirement benefit plan for qualifying employees. The Company's contribution to the Employees Provident Fund and Employees State Insurance scheme is deposited with the Regional Provident Fund Commissioner. Under the scheme, the Company is required to contribute a specified percentage of payroll cost to the retirement benefit scheme to fund the benefits.

During the year, the Company has recognised INR 92.40 lacs for Employer's contributions to the Provident Fund and INR 61.64 lacs for Employee State Insurance Scheme contributions in the Statement of Profit and Loss. The contribution payable to the plan by the Company is at the rate specified in rules to the scheme.

b. Defined benefit plan – Gratuity plan

The company will provide for the gratuity benefits to its employees on completion of statutory eligibility time period of 4 years 240 days. Therefore, no provisions has been created during the year.

The Company's contribution towards its gratuity liability is a defined benefit retirement plan.

The gratuity liability arises on retirement, withdrawal, resignation and death of an employee. The aforesaid liability is calculated on the basis of fifteen days salary (i.e. last drawn basic salary) for each completed year of service subject to completion of five years service.

i. Risks associated with Plan Provisions

Risks associated with the plan provisions are actuarial risks. These risks are:- (i) interest risk (discount rate risk), (ii) mortality risk and (iii) salary risk.

Interest risk (discount rate risk)	A decrease in the bond interest rate (discount rate) will increase the plan liability
Mortality risk	The present value of the defined benefit plan liability is calculated by reference to the best estimate of the mortality of plan participants. For this report we have used Indian Assured Lives Mortality (2012-14) ultimate table. A change in mortality rate will have a bearing on the plan's liability.
Salary risk	The present value of the defined benefit plan liability is calculated with the assumption of salary increase rate of plan participants in future. Deviation in the rate of increase of salary in future for plan participants from the rate of increase in salary used to determine the present value of obligation will have a bearing on the plan's liability.

In respect of the plan in India, the most recent actuarial valuation of the plan assets and the present value of the defined benefit obligation were carried out as at March 31, 2024. The present value of defined benefit obligation, and the related current service cost and past service cost, were measured using the projected unit credit method.

ii. Principal actuarial assumptions:

Principle actuarial assumption used to determine the present value of the benefit obligation are as follows:

S. No.	Particulars	Refer note below	As at March 31, 2024	As at March 31, 2023
i.	Discount rate (p.a.)	1	6.95%	7.15%
ii.	Salary escalation rate (p.a.) -Office Staff	3	8.00%	8.00%
	Salary escalation rate (p.a.) -Field Staff	3	6.00%	6.00%

Notes

- The discount rate is based on the prevailing market yields of Indian Government securities as at the balance sheet date for the estimated term of obligations.
- The expected return is based on the expectation of the average long term rate of return expected on investments of the fund during the estimated term of the obligations.
- The estimates of future salary increases considered takes into account the inflation, seniority, promotion and other relevant factors.

iii. Demographic assumptions:

- Retirement age
- Mortality rate
- Average Outstanding service of Employee upto retirement
- No of Employees
- Attrition rate

	As at March 31, 2024	As at March 31, 2023
	60 Years	60 Years
	100% of IALM (2012-14)	100% of IALM (2012-14)
	6.68	5.84
	221	177
Service up to 5 year:		Service up to 5 year:
Field Staff - 21%		Field Staff - 21%
Office Staff - 22%		Office Staff - 22%
Service above 5 years:		Service above 5 years:
Field Staff - 8%		Field Staff - 8%
Office Staff - 6%		Office Staff - 6%



30 Segment Reporting

- A. Basis for segmentation
The operations of the Company are limited to one segment viz. Agricultural products, which as per Ind AS - 108 "Operating Segments" is considered the only reportable segment.
- B. Geographic information
The Company operates only in India and does not have any separate identifiable geographic segment.
- C. Major Customer
No single customer accounted for 10% or more of the Company's revenue for the year ended March 31, 2024.

31 Capital Management

For the purpose of the Company's capital management, capital includes issued equity capital and all other equity reserves attributable to the equity holders of the Company. The primary objective of the Company's capital management is to safeguard the Company's ability to remain as a going concern and maximise the shareholder value.

The Company manages its capital structure and makes adjustments in light of changes in economic conditions, annual operating plans and long term and other strategic investment plans. In order to maintain or adjust the capital structure, the Company may adjust the amount of dividend paid to shareholders, return capital to shareholders or issue new shares. The current capital structure of the Company is equity based and financing through short term borrowings. The funding requirements are met through a mixture of equity, internal fund generation and short term borrowings as per the Company's policy to meet anticipated funding requirements.

No changes were made in the objectives, policies or processes for managing capital during the year ended March 31, 2024 and March 31, 2023.

32 Financial Instruments

A. Financial risk management objective and policies

This section gives an overview of the significance of financial instruments for the Company and provides additional information on the balance sheet. Details of significant accounting policies, including the criteria for recognition, the basis of measurement and the basis on which income and expenses are recognised, in respect of each class of financial asset, financial liability and equity instrument are disclosed in Note 2.

Financial assets and liabilities:

The accounting classification of each category of financial instruments, and their carrying amounts, are set out below:

March 31, 2024	FVTPL	FVTOCI	Amortised Cost	Total carrying value	Total fair value
Financial assets					
Trade receivables	-	-	7,076.70	7,076.70	7,076.70
Cash and cash equivalents	-	-	442.03	442.03	442.03
Other current financial assets	-	-	36.69	36.69	36.69
Other non current financial assets	-	-	7.50	7.50	7.50
Total	-	-	7,562.92	7,562.92	7,562.92
Financial liabilities					
Borrowings	-	-	2,460.17	2,460.17	2,460.17
Trade payables	-	-	3,094.66	3,094.66	3,094.66
Other current financial liabilities	-	-	1,040.84	1,040.84	1,040.84
Total	-	-	6,595.67	6,595.67	6,595.67

March 31, 2023	FVTPL	FVTOCI	Amortised Cost	Total carrying value	Total fair value
Financial assets					
Trade receivables	-	-	955.19	955.19	955.19
Cash and cash equivalents	-	-	1,008.38	1,008.38	1,008.38
Other current financial assets	-	-	4.31	4.31	4.31
Other non current financial assets	-	-	5.85	5.85	5.85
Total	-	-	1,973.73	1,973.73	1,973.73
Financial liabilities					
Trade payables	-	-	1,735.77	1,735.77	1,735.77
Other current financial liabilities	-	-	455.76	455.76	455.76
Total	-	-	2,191.53	2,191.53	2,191.53



Fair value hierarchy

The table shown below analyses financial instruments carried at fair value, by valuation method. The different levels have been defined below:

- Level 1: quoted prices (unadjusted) in active markets for identical assets or liabilities
- Level 2: inputs other than quoted prices included within Level 1 that are observable for the asset or liability, either directly (i.e., as prices) or indirectly (i.e., derived from prices)
- Level 3: inputs for the asset or liability that are not based on observable market data (unobservable inputs)

Risk management framework

Risk management framework

The Company has exposure to the following risks arising from financial instruments:

- Liquidity risk;
- Interest rate risk; and
- Credit risk

The Company's board of directors has overall responsibility for the establishment and oversight of the Company's risk management framework.

The Company's risk management policies are established to identify and analyse the risks faced by the Company, to set appropriate risk limits and controls and to monitor risks and adherence to limits. Risk management policies and systems are reviewed periodically to reflect changes in market conditions and the Company's activities.

a) Liquidity Risk

The Company requires funds both for short-term operational needs as well as for long-term investment programme mainly in growth projects. The Company generates sufficient cash flows from the current operations which together with the available cash and cash equivalents and short-term investments provide liquidity both in the short-term as well as in the long-term.

The Company remains committed to maintaining a healthy liquidity, gearing ratio, deleveraging and strengthening our balance sheet. The maturity profile of the Company's financial liabilities based on the remaining period from the date of balance sheet to the contractual maturity date is given in the table below. The figures reflect the contractual undiscounted cash obligation of the Company.

Financial liabilities	As at March 31, 2024				Total
	Less than 1 year	1-2 years	2-5 years	More than 5 years	
Borrowings	2,460.17	-	-	-	2,460.17
Trade payables	3,094.66	-	-	-	3,094.66
Other Current financial liabilities	1,040.84	-	-	-	1,040.84
	6,595.67	-	-	-	6,595.67

Financial liabilities	As at March 31, 2023				Total
	Less than 1 year	1-2 years	2-5 years	More than 5 years	
Trade payables	1,735.77	-	-	-	1,735.77
Other Current financial liabilities	455.76	-	-	-	455.76
	2,191.53	-	-	-	2,191.53

b) Interest rate risk

The exposure of the Company's financial liabilities to interest rate risk is as follows:

	As at	Total	Floating rate financial liabilities	Fixed rate financial liabilities	Non-interest bearing financial liabilities
Financial liabilities	March 31, 2024	6,595.67	-	2,460.17	4,135.50
Financial liabilities	March 31, 2023	2,191.53	-	-	2,191.53



Mankind Agritech Private Limited
Notes forming part of the financial statements for the year ended March 31, 2024
All amounts are in INR lacs unless otherwise stated

33 Related Party Disclosures

In accordance with the requirements of Indian Accounting Standard (Ind AS) – 24 'Related Party Disclosures' the names of the related party where control exists/able to exercise significant influence along with the aggregate transactions / year end balances with them.

A. List of related parties and relationships

Holding company	Mankind Pharma Limited
Fellow Subsidiaries (with whom transactions have taken place)	Copmed Pharmaceuticals Private Limited Mankind Life sciences Private Limited Relax Pharmaceuticals Pvt. Ltd.
Key Management Personnel (KMP) - Directors	Abhay Kumar Srivastava Akhil Ahmed Partha Sengupta
Others	Mankind Biosys Private Limited A S Packers A TO Z Packers Alankrit Handicrafts Private Limited N.S.Industries Paonta Process Equipments Pathkind Diagnostics Private Limited

B. Transactions during the year

Particulars	Holding Company		Fellow Subsidiaries		Others		Total	
	Year ended	Year ended	Year ended	Year ended	Year ended	Year ended	Year ended	Year ended
	March 31, 2024	March 31, 2023	March 31, 2024	March 31, 2023	March 31, 2024	March 31, 2023	March 31, 2024	March 31, 2023
a. Purchase of goods								
Mankind Pharma Limited	3.38	-	-	-	-	-	3.38	-
A to Z Packers	-	-	-	-	14.80	-	14.80	-
A S Packers	-	-	-	-	6.50	0.91	6.50	0.91
N S Industries	-	-	-	-	0.05	-	0.05	-
Total	3.38	-	-	-	21.35	0.91	24.73	0.91
b. Purchase of Property, plant and equipment								
Mankind Pharma Limited	12.32	12.38	-	-	-	-	12.32	12.38
Mankind Life sciences Private Limited	-	-	319.04	-	-	-	319.04	-
Paonta Process Equipments	-	-	-	-	3.26	-	3.26	-
Total	12.32	12.38	319.04	-	3.26	-	334.62	12.38
c. Interest expense*								
Mankind Pharma Limited	-	0.21	-	-	-	-	-	0.21
Total	-	0.21	-	-	-	-	-	0.21
d. Receipt of services								
Mankind Pharma Limited	122.25	-	-	-	-	-	122.25	-
Relax Pharmaceuticals Private Limited	-	-	0.26	-	-	-	0.26	-
Pathkind Diagnostics Private Limited	-	-	-	-	0.03	-	0.03	-
Total	122.25	-	0.26	-	0.03	-	122.54	-
e. Rent Paid								
Alankrit Handicrafts Private Limited	-	-	-	-	0.22	-	0.22	-
Mankind Pharma Limited	3.26	-	-	-	-	-	3.26	-
Copmed Pharmaceuticals Private Limited	-	-	2.40	1.60	-	-	2.40	1.60
Total	3.26	-	2.40	1.60	0.22	-	5.88	1.60
f. Payment made on behalf of the company by								
Mankind Biosys Private Limited	-	-	-	-	-	3.11	-	3.11
Total	-	-	-	-	-	3.11	-	3.11
g. Borrowings taken								
Mankind Pharma Limited	-	50.00	-	-	-	-	-	50.00
Total	-	50.00	-	-	-	-	-	50.00
h. Repayment of borrowings								
Mankind Pharma Limited	-	50.00	-	-	-	-	-	50.00
Total	-	50.00	-	-	-	-	-	50.00
i. Guarantee Commission paid								
Mankind Pharma Limited	21.30	4.28	-	-	-	-	21.30	4.28
Total	21.30	4.28	-	-	-	-	21.30	4.28
j. Financials guarantee taken								
Mankind Pharma Limited	-	2,500.00	-	-	-	-	-	2,500.00
Total	-	2,500.00	-	-	-	-	-	2,500.00
k. Issue of equity shares								
Mankind Pharma Limited	-	400.00	-	-	-	-	-	400.00
Total	-	400.00	-	-	-	-	-	400.00
l. Issue of Optionally convertible preference shares								
Mankind Pharma Limited	7,050.00	3,050.00	-	-	-	-	7,050.00	3,050.00
Total	7,050.00	3,050.00	-	-	-	-	7,050.00	3,050.00
m. Liability transferred from								
Mankind Pharma Limited	9.03	4.86	-	-	-	-	9.03	4.86
Total	9.03	4.86	-	-	-	-	9.03	4.86
n. Liability transferred to								
Mankind Pharma Limited	1.98	-	-	-	-	-	1.98	-
Total	1.98	-	-	-	-	-	1.98	-
o. Other Financial assets- Security deposits								
Mankind Pharma Limited	1.08	-	-	-	-	-	1.08	-
Total	1.08	-	-	-	-	-	1.08	-

*Excludes notional interest expense on liability component of Optionally Convertible Preference Shares.

C. Balances outstanding as at the year end

Particulars	Holding Company		Fellow Subsidiaries		Others		Total	
	Year ended	Year ended	Year ended	Year ended	Year ended	Year ended	Year ended	Year ended
	March 31, 2024	March 31, 2023	March 31, 2024	March 31, 2023	March 31, 2024	March 31, 2023	March 31, 2024	March 31, 2023
a. Other Financial assets- Security deposits								
Mankind Pharma Limited	1.08	-	-	-	-	-	1.08	-
Total	1.08	-	-	-	-	-	1.08	-
b. Trade payables								
A TO Z Packers	-	-	-	-	4.40	-	4.40	-
A.S.Packers	-	-	-	-	4.81	-	4.81	-
Pathkind Diagnostics Pvt. LTD.	-	-	-	-	0.03	-	0.03	-
Relax Pharmaceuticals Pvt. Ltd.	-	-	0.28	-	-	-	0.28	-
Mankind Pharma Limited	52.31	19.75	-	-	-	-	52.31	19.75
Total	52.31	19.75	0.28	-	9.24	-	61.83	19.75
c. Capital creditors								
Mankind Life sciences Private Limited	-	-	2.95	-	-	-	2.95	-
Total	-	-	2.95	-	-	-	2.95	-
d. Trade receivable								
Mankind Pharma Limited	9.03	4.86	-	-	-	-	9.03	4.86
Total	9.03	4.86	-	-	-	-	9.03	4.86
e. Financial Guarantee								
Mankind Pharma Limited	2,500.00	2,500.00	-	-	-	-	2,500.00	2,500.00
Total	2,500.00	2,500.00	-	-	-	-	2,500.00	2,500.00



34 Earnings per Equity Share

Basic earnings per equity share has been computed by dividing net profit after tax by the weighted average number of equity shares outstanding for the year. Diluted earnings per equity share has been computed using the weighted average number of equity shares and dilutive potential equity shares outstanding during the year. There are no dilutive potential equity shares.

		Year ended March 31, 2024	Year ended March 31, 2023 Restated*
Face value per Equity Share	INR	10	10
Net Profit after tax as per statement of Profit and Loss attributable to Equity Shareholders	In Lacs	(354.96)	(1,826.37)
Weighted Average number of Equity Shares used as denominator for calculating Basic EPS	Numbers	40,00,000	26,06,089
Basic Earning Per Share		(8.87)	(70.08)
Net Profit after tax as per statement of Profit and Loss attributable to Equity, Potential Equity Shares	In Lacs	(354.96)	(1,826.37)
Weighted Average number of Equity and Potential Equity Shares used as denominator of calculating	Numbers	40,00,000	26,06,089
Diluted Earning Per Share		(8.87)	(70.08)
Reconciliation of Net Profit After Tax			
Net profit after tax as per statement of Profit & Loss	In Lacs	(354.96)	(1,826.37)
Add: Savings on Interest expense on Optionally Converted Preference Shares(Net of taxes)		-	-
Net Profit After Tax attributable to Equity and Potential Equity Shareholders		(354.96)	(1,826.37)
Reconciliation of Weighted average Number of Shares			
Weighted Average number of Equity Shares used as denominator for calculating Basic EPS	Numbers	40,00,000	26,06,089
Total Weighted Average Potential Equity Shares		-	-
Weighted Average number of Equity and Potential Equity Shares used as denominator for calculating		40,00,000	26,06,089

Note : Optionally Convertible Preference Shares that could potentially dilute basic earnings per share in the future that have not been included in the calculation of Diluted Earnings Per Shares because they are antidilutive for the year ended March 31, 2024

35 There were no amounts which were required to be transferred to the Investor Education and Protection Fund by the Company.

* Please refer Note No. 37 regarding disclosure pursuant to Ind AS 8



36 Ratio analysis and its elements

Ratio	Numerator	Denominator	March 31, 2024	March 31, 2023	% Change	Remarks
Current Ratio	Current Assets	Current Liabilities	1.88	1.64	(0.15)	Refer Note 1
Debt- Equity Ratio	Total Debt	Shareholder's Equity	0.30	-	100%	
Debt Service Coverage ratio	Earnings for debt service = Net profit after taxes + Non-cash operating expenses	Debt service = Interest & Lease Payments + Principal Repayments	1.41	272.73	0.99	
Return on Equity ratio	Net Profits after taxes - Preference Dividend	Average Shareholder's Equity	(0.07)	(1.15)	0.94	
Inventory Turnover ratio	Cost of goods sold	Average Inventory	3.26	0.47	(5.94)	
Trade Receivable Turnover Ratio	Net credit sales = Gross credit sales - sales return	Average Trade Receivable	4.83	1.28	(2.83)	
Trade Payable Turnover Ratio	Net credit purchases = Gross credit purchases - purchase return	Average Trade Payables	6.20	1.36	(3.58)	
Net Capital Turnover Ratio	Net sales = Total sales - sales return	Working capital = Current assets - Current liabilities	2.98	0.79	(2.77)	
Net Profit ratio	Net Profit	Net sales = Total sales - sales return	(1.8%)	(151.4%)	98.8%	Refer Note 2
Return on Capital Employed	Earnings before interest and taxes	Capital Employed = Tangible Net Worth + Total Debt + Deferred Tax liability	(4.3%)	(114.2%)	96.2%	Refer Note 3

Notes :

Reason for change more than 25%

1. The movement in current year is on account of increase in current borrowings on account of avallment of cash credit facility from bank.

2. The movement in current year is on account of decrease in net loss after taxes and increase in net sales.

3. The movement in current year is on account of decrease in net loss before interest & taxes and increase in capital employed on account of proceeds from issue of optionally convertible non cumulative redeemable preference shares.

37 Disclosures pursuant to Ind AS-8 "Accounting policies, changes in accounting estimates and errors" (specified under section 133 of the Companies Act, 2013, read with Rule 7 of Companies (Accounts) Rules, 2015) are given below: Following are the restatements made in the current year financial statements in previous year.

Particulars	March 31, 2023 (Reported)	March 31, 2023 (Restated)	Nature
Liabilities			
Equity Share Capital	400.00	3,450.00	Reclassification items
Retained Earnings	(1,873.40)	(1,864.15)	Reclassification items
Equity Component of Optional Convertible Preference Shares	2,725.17	-	Reclassification items
Liability Component of Optional Convertible Preference Shares - Principal Amount	324.83	-	Reclassification items
Liability Component of Optional Convertible Preference Shares - Interest Amount	9.25	-	Reclassification items
Expenses			
Interest expense on borrowings	9.25	-	
Profit/(Loss) before taxes	(1,843.81)	(1,834.56)	
Profit/(Loss) after taxes	(1,835.62)	(1,826.37)	
Total comprehensive income/loss for the year	(1,840.62)	(1,831.37)	
Earnings per Share (Basic / Diluted)	(70.44)	(70.08)	

Notes :

The above restatements in previous year have been made wherever necessary to reflect the mirror accounting adopted by the holding company in respect of optionally convertible preference shares in accordance with the provisions of Ind AS-32 "Financial Instruments : Presentation" . These restatements does not have any material impact.

38

The Company has used accounting software for maintaining its books of account which has a feature of recording audit trail (edit log) facility and the same has operated throughout the year for all relevant transactions recorded in the software, except that audit trail feature is not enabled for direct changes to data for users with certain privileged access rights and also for certain changes made using privileged/ administrative access right. Further, in respect of software used in maintaining payroll records which operated and maintained by a third party service provider, in absence of service organisation controls report, management is unable to determine whether audit trail feature of the underlying database was enabled and operated throughout the year. Further no instance of audit trail feature being tampered with was noted in respect of accounting software except that in absence of service organisation controls report, we are unable to assess the same in respect of the software used to maintain payroll records.

39 Other Information

(i) The Company does not have any charges or satisfaction which is yet to be registered with ROC beyond the statutory year.

(ii) The Company have not traded or invested in Crypto currency or Virtual Currency during the financial year.

(iii) The Company have not advanced or loaned or invested funds to any other person(s) or entity(ies), including foreign entities (Intermediaries) with the understanding that the Intermediary shall:

- (a) Directly or indirectly lend or invest in other persons or entities identified in any manner whatsoever by or on behalf of the company (Ultimate Beneficiaries) or
(b) provide any guarantee, security or the like to or on behalf of the Ultimate Beneficiaries.

(iv) The Company have not received any fund from any person(s) or entity(ies), including foreign entities (Funding Party) with the understanding (whether recorded in writing or otherwise) that the Company shall:

- (a) directly or indirectly lend or invest in other persons or entities identified in any manner whatsoever by or on behalf of the Funding Party (Ultimate Beneficiaries) or
(b) provide any guarantee, security or the like on behalf of the Ultimate Beneficiaries.

(v) The Company does not have any transaction which is not recorded in the books of accounts that has been subsequently surrendered or disclosed as income during the year as part of the on going tax assessments under the Income Tax Act, 1961 (such as, search or survey or any other relevant provisions of the Income Tax Act, 1961).

(vi) The Company do not have any Benami property, where any proceeding has been initiated or pending against the Company for holding any Benami property.

(vii) The Company has not been declared as willful defaulter by any bank or financial institution or government or any government authority.

(viii) The Company has complied with the number of layers prescribed under the Companies Act, 2013.

40 The figures have been rounded off to the nearest lacs of rupees upto two decimal places. The figure 0.00 wherever stated represents value less than INR 500/-.

As per our report of even date

For Bhagi Bhardwaj Gaur & Co.
Chartered Accountants
ICAI Firm's Registration Number : 007895N

Per Mohit Gupta
Partner
Membership Number: 528337



Place: New Delhi
Date: May 14, 2024

For and on behalf of the Board of Directors of

Abhay Kumar Srivastava
Director
DIN - 08040683

Prashant Agarwal
Chief Financial Officer

Akhlash Ahmed
Director
DIN - 08973480

Shreekrushna Vijay Joshi
Company Secretary
Membership no - A46379

Place: New Delhi
Date: May 14, 2024