

**INDEPENDENT AUDITOR'S REPORT**

To the Partners of Pharma Force Lab

**Report on the Special Purpose India Accounting Standards (Ind AS) financial statements****Opinion**

We have audited the accompanying Special Purpose Ind AS financial statements of Pharma Force Lab ("the Firm"), which comprise the Balance sheet as at March 31, 2024, the Statement of Profit and Loss, including the statement of Other Comprehensive Income, the Cash Flow Statement and the Statement of Changes in Partners Capital for the year then ended, and notes to the financial statements, including a summary of material accounting policies and other explanatory information. These Special Purpose Ind AS financial statement have been prepared for the purpose of consolidation at Mankind Pharma Limited (Firm's ultimate parent company) level.

In our opinion and to the best of our information and according to the explanations given to us, the aforesaid Special Purpose Ind AS financial statements give a true and fair view in conformity with the accounting principles generally accepted in India, of the state of affairs of the Firm as at March 31, 2024, its profit including other comprehensive income, its cash flows and the changes in partner's capital for the year ended on that date.

**Basis for Opinion**

We conducted our audit of the Special Purpose Ind AS financial statements in accordance with the Standards on Auditing (SAs), issued by the Institute of Chartered Accountants of India ("ICAI"). Our responsibilities under those Standards are further described in the 'Auditor's Responsibilities for the Audit of the Special Purpose Ind AS Financial Statements' section of our report. We are independent of the Firm in accordance with the 'Code of Ethics' issued by the ICAI together with the ethical requirements that are relevant to our audit of the Special Purpose Ind AS financial statements and we have fulfilled our other ethical responsibilities in accordance with these requirements and the Code of Ethics. We believe that the audit evidence we have obtained is sufficient and appropriate to provide a basis for our audit opinion on the Special Purpose Ind AS financial statements.

**Responsibility of Management for the Special Purpose Ind AS financial statements**

The Management of the Firm are responsible for the preparation of these Special Purpose Ind AS financial statements that give a true and fair view of the financial position, financial performance including other comprehensive income, cash flows and changes in Partner's capital of the firm in accordance with the accounting principles generally accepted in India, including the Indian Accounting Standards (Ind AS) specified under section 133 of the Companies Act, 2013, as amended ("the act") read with the Companies (Indian Accounting Standards) Rules, 2015, as amended specified under section 133 of the Act. This responsibility also includes maintenance of adequate accounting records in accordance with the provisions of the Act for safeguarding of the assets of the firm and for preventing and detecting frauds and other irregularities; selection and application of appropriate accounting policies; making judgments and estimates that are reasonable and prudent; and the design, implementation and maintenance of adequate internal financial controls, that were operating effectively for ensuring the accuracy and completeness of the accounting records, relevant to the preparation and presentation of the Special Purpose Ind AS financial statements that give a true and fair view and are free from material misstatement, whether due to fraud or error.



In preparing the Special Purpose Ind AS financial statements, management is responsible for assessing the Firm's ability to continue as a going concern, disclosing, as applicable, matters related to going concern and using the going concern basis of accounting unless management either intends to liquidate the Firm or to cease operations, or has no realistic alternative but to do so.

The Management is also responsible for overseeing the Firm's financial reporting process.

## **Auditor's Responsibilities for the Audit of the Special Purpose Ind AS financial statements**


Our objectives are to obtain reasonable assurance about whether the Special Purpose Ind AS financial statements as a whole are free from material misstatement, whether due to fraud or error, and to issue an auditor's report that includes our opinion. Reasonable assurance is a high level of assurance, but is not a guarantee that an audit conducted in accordance with SAs will always detect a material misstatement when it exists. Misstatements can arise from fraud or error and are considered material if, individually or in the aggregate, they could reasonably be expected to influence the economic decisions of users taken on the basis of these Special Purpose Ind AS financial statements.

As part of an audit in accordance with SAs, we exercise professional judgment and maintain professional skepticism throughout the audit. We also:

- Identify and assess the risks of material misstatement of the Special Purpose Ind AS financial statements, whether due to fraud or error, design and perform audit procedures responsive to those risks, and obtain audit evidence that is sufficient and appropriate to provide a basis for our opinion. The risk of not detecting a material misstatement resulting from fraud is higher than for one resulting from error, as fraud may involve collusion, forgery, intentional omissions, misrepresentations, or the override of internal control.
- Obtain an understanding of internal control relevant to the audit in order to design audit procedures that are appropriate in the circumstances, but not for the purpose of expressing an opinion on the effectiveness of the Firm's internal control.
- Evaluate the appropriateness of accounting policies used and the reasonableness of accounting estimates and related disclosures made by management.
- Conclude on the appropriateness of management's use of the going concern basis of accounting and, based on the audit evidence obtained, whether a material uncertainty exists related to events or conditions that may cast significant doubt on the Firm's ability to continue as a going concern. If we conclude that a material uncertainty exists, we are required to draw attention in our auditor's report to the related disclosures in the financial statements or, if such disclosures are inadequate, to modify our opinion. Our conclusions are based on the audit evidence obtained up to the date of our auditor's report. However, future events or conditions may cause the Firm to cease to continue as a going concern.
- Evaluate the overall presentation, structure and content of the Special Purpose Ind AS financial statements, including the disclosures, and whether the Special Purpose Ind AS financial statements represent the underlying transactions and events in a manner that achieves fair presentation.

We communicate with management regarding, among other matters, the planned scope and timing of the audit and significant audit findings, including any significant deficiencies in internal control that we identify during our audit.

We also provide the management with a statement that we have complied with relevant ethical requirements regarding independence, and to communicate with them all relationships and other matters that may reasonably be thought to bear on our independence, and where applicable, related safeguards.



# **S.R. BATLIBOI & Co. LLP**

Chartered Accountants

## **Restriction of use.**

This report on the Special Purpose Ind AS Financial Statements have been solely for the information and use of the management of the Firm in connection with consolidation at the Firm's ultimate parent company and should not used by the parties for any other purpose or provided to other parties.

For **S.R. Batliboi & Co. LLP**

Chartered Accountants

ICAI Firm Registration Number: 301003E/E300005

*Vishal Sharma*

---

per **Vishal Sharma**

Partner

Membership Number: 096766

UDIN: 24096766BKFFRO3873

Place of Signature: New Delhi

Date: May 15, 2024




Pharma Force Lab  
Special Purpose IND AS Balance Sheet as at 31 March 2024  
All amounts are in INR lacs unless otherwise stated

Particulars	Notes	As at 31 March 2024	As at 31 March 2023
<b>ASSETS</b>			
<b>Non-current assets</b>			
Property, plant and equipment	3	7,023.91	7,114.37
Capital work-in-progress	3	1,375.60	347.62
Intangible assets	4	2.29	3.28
Right-of-use assets	3.1	470.82	478.68
Financial assets			
Investments	5	0.50	0.50
Other financial assets	6	51.75	35.18
Income tax assets (net)	7	144.97	128.90
Other non-current assets	8	398.05	93.40
<b>Total non-current assets</b>		<b>9,467.89</b>	<b>8,201.93</b>
<b>Current assets</b>			
Inventories	9	4,071.42	4,320.26
Financial assets			
Trade receivables	10	3,089.01	2,485.58
Cash and cash equivalents	11	247.21	484.92
Other bank balances	12	226.64	-
Loans	13	10.63	12.69
Others	6	8.25	8.60
Other current assets	8	726.98	445.14
<b>Total current assets</b>		<b>8,380.14</b>	<b>7,757.19</b>
<b>Total assets</b>		<b>17,848.03</b>	<b>15,959.12</b>
<b>EQUITY AND LIABILITIES</b>			
<b>Equity</b>			
Partner's capital	14	9,126.80	9,630.55
<b>Total equity</b>		<b>9,126.80</b>	<b>9,630.55</b>
<b>LIABILITIES</b>			
<b>Non-current liabilities</b>			
Financial liabilities			
Borrowings	15	584.71	-
Provisions	16	85.57	83.62
Deferred tax liabilities (net)	17	484.00	411.32
Other non-current liabilities	18	17.29	20.62
<b>Total non-current liabilities</b>		<b>1,171.57</b>	<b>515.56</b>
<b>Current liabilities</b>			
Financial liabilities			
Borrowings	15	139.00	-
Trade payables	19		
(a) total outstanding dues of micro enterprises and small enterprises		1,843.17	1,002.68
(b) total outstanding dues of creditors other than micro enterprises and small enterprises		5,082.62	4,571.73
Others	20	201.12	134.19
Provisions	16	93.48	79.84
Income tax liabilities (net)	7	162.10	-
Other current liabilities	18	28.17	24.57
<b>Total current liabilities</b>		<b>7,549.66</b>	<b>5,813.01</b>
<b>Total liabilities</b>		<b>8,721.23</b>	<b>6,328.57</b>
<b>Total equity and liabilities</b>		<b>17,848.03</b>	<b>15,959.12</b>
Summary of material accounting policies	2		
Other notes on accounts	3-35		

The accompanying notes are an integral part of the special purpose IND AS financial statements.

As per our report of even date

For S.R. Batliboi & Co. LLP  
Chartered Accountants  
Firm Reg. no. 301003E/E300005




per Vishal Sharma  
Partner  
M.No. 096766



For and on behalf of Partners of  
Pharma Force Lab

  
Shashi Bala Tyagi  
Partner

  
Veer Pal Singh  
Partner



Sheetal Arora  
(on behalf of Appian  
Properties Private Limited)  
Partner

Place: New Delhi  
Date: 15 May 2024

Place: New Delhi  
Date: 15 May 2024

Pharma Force Lab  
Special Purpose IND AS Statement of Profit and Loss for the year ended 31 March 2024  
All amounts are in INR lacs unless otherwise stated

Particulars	Notes	Year ended 31 March 2024	Year ended 31 March 2023
I Revenue from operations	21	23,401.13	19,848.19
II Other income	22	32.96	56.52
III Total income (I + II)		<u>23,434.09</u>	<u>19,904.71</u>
IV Expenses			
Cost of raw materials and component consumed	23	17,627.45	15,145.00
Changes in inventories of finished goods and work in progress	24	(35.46)	86.55
Employee benefits expense	25	2,189.53	1,591.74
Finance costs	26	94.49	49.64
Depreciation and amortization expense	27	609.44	487.75
Other expenses	28	1,933.92	1,587.35
Total expenses (IV)		<u>22,419.37</u>	<u>18,948.03</u>
V Profit before tax (III-IV)		<u>1,014.72</u>	<u>956.68</u>
VI Tax Expense:			
Current tax	29	433.52	228.80
Deferred tax	29	71.44	128.24
Adjustment of tax relating to earlier years	29	(65.44)	(24.20)
Total tax expense (VI)		<u>439.52</u>	<u>332.84</u>
VII Profit for the year (V-VI)		<u>575.20</u>	<u>623.84</u>
VIII Other comprehensive income			
(i) Item that will not be reclassified to profit or loss			
- Remeasurement gain / (loss) of the defined benefit plan	30.1	3.51	15.47
(ii) Income tax relating to item that will not be reclassified to profit or loss			
- Remeasurement gain / (loss) of the defined benefit plan	29	(1.23)	(5.41)
Other comprehensive income for the year (VIII)		<u>2.28</u>	<u>10.06</u>
IX Total comprehensive income for the year (VII + VIII)		<u>577.48</u>	<u>633.90</u>

Summary of material accounting policies 2  
Other notes on accounts 3-35

The accompanying notes are an integral part of the special purpose IND AS financial statements.

As per our report of even date

For S.R. Batliboi & Co. LLP  
Chartered Accountants  
Firm Reg. no. 301003E/E300005

per Vishal Sharma  
Partner  
M.No. 096766



For and on behalf of Partners of  
Pharma Force Lab

Shashi Bala Tyagi  
Shashi Bala Tyagi  
Partner

Veer Pal Singh  
Partner

Sheetal Arora  
(on behalf of Appian  
Properties Private Limited)  
Partner



Place: New Delhi  
Date: 15 May 2024

Place: New Delhi  
Date: 15 May 2024

Pharma Force Lab  
Special Purpose IND AS Statement of Cash Flows for the year ended 31 March 2024  
All amounts are in INR lacs unless otherwise stated

	Year ended 31 March 2024	Year ended 31 March 2023
<b>A. Cashflow from operating activities</b>		
Profit before tax	1,014.72	956.68
<i>Adjustments to reconcile profit before tax to net cash flows:</i>		
Depreciation and amortisation expense	609.44	487.75
Net foreign exchange differences	(0.84)	(1.15)
Loss/ (gain) on disposal of property, plant and equipment	(0.04)	1.12
Finance income	(14.15)	(3.00)
Finance costs	2.88	0.07
Trade and other receivable balances written off	42.60	-
<i>Working capital adjustments:</i>		
(Increase)/ Decrease in trade receivables	(645.19)	(218.01)
(Increase)/ Decrease in inventories	248.84	(78.88)
(Increase)/ Decrease in loans and other financial asset	(16.22)	276.52
(Increase)/ Decrease in other asset	(286.70)	(291.19)
Increase/ (Decrease) in provisions	19.10	22.04
Increase/ (Decrease) in trade payable	1,351.38	808.09
Increase/ (Decrease) in other liability	0.27	(0.93)
	<b>2,326.10</b>	<b>1,959.11</b>
Income tax paid	(224.92)	(379.08)
<b>Net cash flows from operating activities (A)</b>	<b>2,101.18</b>	<b>1,580.03</b>
<b>B. Cashflow from investing activities</b>		
Proceeds from sale of property, plant and equipment	22.60	18.24
Purchase of property, plant and equipment	(1,793.53)	(1,110.50)
Loan to other parties (net)	9.03	5.69
Bank deposit not considered as cash and cash equivalents (net)	(226.64)	2.59
Interest received (finance income)	7.18	(3.97)
<b>Net cash flows from investing activities (B)</b>	<b>(1,981.36)</b>	<b>(1,087.95)</b>
<b>C. Cashflow from financing activities</b>		
Withdrawal from partner's capital	(1,081.23)	(700.00)
Proceeds from borrowings	723.71	-
<b>Net cash flows from/ (used in) financing activities (C)</b>	<b>(357.52)</b>	<b>(700.00)</b>
Net increase in cash and cash equivalents (A+B+C)	(237.71)	(207.93)
Cash and cash equivalents at the beginning of the year	484.92	692.85
<b>Cash and cash equivalents at the end of the year</b>	<b>247.21</b>	<b>484.92</b>
<b>Components of Cash and cash equivalents :</b>		
Balances with banks		
- In current account	246.32	484.40
Cash in hand	0.89	0.52
	<b>247.21</b>	<b>484.92</b>

The above statement of cash flows has been prepared using "Indirect method" set out in applicable Ind AS 7, "Statement of Cash Flows".

Summary of material accounting policies 2  
Other notes on accounts 3-35

The accompanying notes are an integral part of the special purpose IND AS financial statements.

As per our report of even date

For S.R. Batliboi & Co. LLP  
Chartered Accountants  
Firm Reg. no. 301003E/E300005

*Vishal Sharma*


per Vishal Sharma  
Partner  
M.No. 096766



For and on behalf of Partners of  
Pharma Force Lab

*Shashi Bala Tyagi*  
Shashi Bala Tyagi  
Partner

*Veer Pal Singh*  
Veer Pal Singh  
Partner



*Sheetal Arora*  
Sheetal Arora  
(on behalf of Appian  
Properties Private Limited)  
Partner

Place: New Delhi  
Date: 15 May 2024

Place: New Delhi  
Date: 15 May 2024

Pharma Force Lab  
Special Purpose IND AS Statement of Changes in Partner's capital for the year ended 31 March 2024  
All amounts are in INR lacs unless otherwise stated

Statement of Changes in Partners' capital

Particulars	Amount
As at 01 April 2022	9,696.65
Changes in partners' capital during the year	-66.10
As at 31 March 2023	9,630.55
Changes in partners' capital during the year	(503.75)
As at 31 March 2024	9,126.80

Particulars	Partners' capital account			Total
	Shashi Bala Tyagi	Veer Pal Singh	Appian Properties Private Limited	
Balance as at 01 April 2022	1,811.90	1,812.48	6,072.27	9,696.65
Profit for the year	115.41	115.41	393.02	623.84
Other comprehensive income for the year, net of income tax	1.86	1.86	6.34	10.06
<b>Total comprehensive income for the year</b>	<b>117.27</b>	<b>117.27</b>	<b>399.36</b>	<b>633.90</b>
Add: Addition during the year				
Less: Withdrawal during the year	(129.50)	(129.50)	(441.00)	(700.00)
<b>Balance as at 31 March 2023</b>	<b>1,799.67</b>	<b>1,800.25</b>	<b>6,030.63</b>	<b>9,630.55</b>
Profit for the year	106.41	106.41	362.38	575.20
Other comprehensive income for the year, net of income tax	0.42	0.42	1.44	2.28
<b>Total comprehensive income for the period/year</b>	<b>106.83</b>	<b>106.83</b>	<b>363.82</b>	<b>577.48</b>
Add: Addition during the year				
Less: Withdrawal during the year	(200.08)	(200.08)	(681.08)	(1,081.23)
<b>Balance as at 31 March 2024</b>	<b>1,706.43</b>	<b>1,707.01</b>	<b>5,713.37</b>	<b>9,126.80</b>

Summary of material accounting policies  
Other notes on accounts


2  
3-35

The accompanying notes are an integral part of the special purpose IND AS financial statements.


As per our report of even date

For S.R. Batliboi & Co. LLP  
Chartered Accountants  
Firm Reg. no. 301003E/E300005

For and on behalf of Partners of  
Pharma Force Lab



per Vishal Sharma  
Partner  
M.No. 096766

  
Shashi Bala Tyagi  
Partner

  
Veer Pal Singh  
Partner



  
Sheetal Arora  
(on behalf of Appian  
Properties Private  
Limited)  
Partner

Place: New Delhi  
Date: 15 May 2024

Place :New Delhi  
Date :15 May 2024

**Pharma Force Lab**

**Notes forming part of the Special Purpose IND AS financial statements for the year ended 31 March 2024**

**1 CORPORATE INFORMATION**

Pharma Force Lab ("the Firm") was incorporated on 04 February, 2006 having its registered office at 208, Okhla Industrial Estate, Phase-III, New Delhi - 110020, India. The Firm is engaged in the manufacturing of pharmaceutical products.

The special purpose financial statements of the firm have been prepared for the purpose of consolidation at group level and the same were authorised by the partners for issue on May 15, 2024.

**2 Material Accounting Policies**

This note provides a list of the material accounting policies adopted in the preparation of these Indian Accounting Standards (Ind-AS) financial statements. These policies have been consistently applied to all the years except where newly issued accounting standard is initially adopted.

**2.01 Current versus non-current classification**

The Firm presents assets and liabilities in the balance sheet based on current/non-current classification. An asset is treated as current when it is:

- Expected to be realized or intended to be sold or consumed in normal operating cycle
- Held primarily for purpose of trading
- Expected to be realized within twelve months after the reporting period, or
- cash or cash equivalent unless restricted from being exchanged or used to settle a liability for at least twelve months after the reporting period

All other assets are classified as non-current.

A liability is current when:

- It is expected to be settled in normal operating cycle
- It is held primarily for purpose of trading
- It is due to be settled within twelve months after the reporting period, or
- There is no unconditional right to defer the settlement of the liability for at least twelve months after the reporting period

All other liabilities are classified as non-current.

Deferred tax assets and deferred tax liabilities are classified as non-current assets and liabilities.

The operating cycle is the time between the acquisition of assets for processing and their realization in cash and cash equivalents. The Firm has identified twelve months as its operating cycle.

**2.02 Property, plant and equipment**

Property, plant and equipment are stated at cost, less accumulated depreciation and accumulated impairment losses, if any. Capital work in progress is stated at cost, net of accumulated impairment loss, if any. The cost comprises of purchase price, taxes, duties, freight and other incidental expenses directly attributable and related to acquisition and installation of the concerned assets and are further adjusted by the amount of input tax credit availed wherever applicable.

Such cost includes the cost of replacing part of the plant and equipment and borrowing costs for long-term construction projects if the recognition criteria are met. When significant parts of plant and equipment are required to be replaced at intervals, the Firm depreciates them separately based on their specific useful lives. Likewise, when a major inspection is performed, its cost is recognised in the carrying amount of the plant and equipment as a replacement if the recognition criteria are satisfied. All other repair and maintenance costs are recognised in profit or loss as incurred. The present value of the expected cost for the decommissioning of an asset after its use is included in the cost of the respective asset if the recognition criteria for a provision are met.

An item of property, plant and equipment and any significant part initially recognized is derecognized upon disposal or when no future economic benefits are expected from its use or disposal. Any gain or loss arising on derecognition of the asset (calculated as the difference between the net disposal proceeds and the carrying amount of the asset) is included in the income statement when the asset is derecognised.

Capital work-in-progress includes cost of property, plant and equipment under installation / under development as at the balance sheet date.


The residual values, useful lives and methods of depreciation of property, plant and equipment are reviewed at each financial year end and adjusted prospectively, if appropriate.

Depreciation on property, plant and equipment is calculated on prorata basis on straight-line method using the useful lives of the assets estimated by management. The useful life is as follows:

Assets	Useful life (in years)
Building	30
Plant and Equipment	20
Furniture and Fixtures	10
Vehicles	8-10
Office Equipment	5
Electrical equipment and fittings	10
Computers	3
Network and servers	6

The useful lives have been determined based on technical evaluation done by the management's expert. The residual values are not more than 5% of the original cost of the assets. The asset's residual values and useful lives are reviewed, and adjusted if appropriate.

Leasehold land is amortized on a straight line basis over the unexpired period of their respective lease of 58 to 85 years.





**2.03 Intangible assets****Separately acquired intangible assets**

Intangible assets acquired separately are measured on initial recognition at cost. Cost of intangible assets acquired in business combination is their fair value at the date of acquisition. Following initial recognition, intangible assets are carried at cost less accumulated amortization and accumulated impairment losses, if any. Internally generated intangibles, excluding capitalized development cost, are not capitalized and the related expenditure is reflected in statement of Profit and Loss in the period in which the expenditure is incurred. Cost comprises the purchase price and any attributable cost of bringing the asset to its working condition for its intended use.

The useful lives of intangible assets are assessed as either finite or indefinite. Intangible assets with finite lives are amortized over their useful economic lives and assessed for impairment whenever there is an indication that the intangible asset may be impaired. The amortization period and the amortization method for an intangible asset with a finite useful life is reviewed at least at the end of each reporting period. Changes in the expected useful life or the expected pattern of consumption of future economic benefits embodied in the asset is accounted for by changing the amortization period or method, as appropriate, and are treated as changes in accounting estimates. The amortization expense on intangible assets with finite lives is recognized in the statement of profit and loss in the expense category consistent with the function of the intangible assets.

Gains or losses arising from disposal of the intangible assets are measured as the difference between the net disposal proceeds and the carrying amount of the asset and are recognized in the statement of profit and loss when the assets are disposed off.

Intangible assets with finite useful life are amortized on a straight line basis over their estimated useful life as under

Assets	Useful life (in years)
Computer Software	3

**2.04 Impairment of non- financial assets**

The Firm assesses, at each reporting date, whether there is an indication that an asset may be impaired. If any indication exists, or when annual impairment testing for an asset is required, the Firm estimates the asset's recoverable amount. An asset's recoverable amount is the higher of an asset's or cash-generating unit's (CGU) fair value less costs of disposal and its value in use. The recoverable amount is determined for an individual asset, unless the asset does not generate cash inflows that are largely independent of those from other assets or groups of assets. When the carrying amount of an asset or CGU exceeds its recoverable amount, the asset is considered impaired and is written down to its recoverable amount.

In assessing value in use, the estimated future cash flows are discounted to their present value using a pre-tax discount rate that reflects current market assessments of the time value of money and the risks specific to the asset. In determining fair value less costs of disposal, recent market transactions are taken into account. If no such transactions can be identified, an appropriate valuation model is used. These calculations are corroborated by valuation multiples, quoted share prices for publicly traded companies or other available fair value indicators.

The Firm bases its impairment calculation on detailed budgets and forecast calculations, which are prepared separately for each of the Firm's CGUs to which the individual assets are allocated. These budgets and forecast calculations generally cover a period of five years. For longer periods, a long-term growth rate is calculated and applied to project future cash flows after the fifth year. To estimate cash flow projections beyond periods covered by the most recent budgets/forecasts, the Firm extrapolates cash flow projections in the budget using a steady or declining growth rate for subsequent years, unless an increasing rate can be justified. In any case, this growth rate does not exceed the long-term average growth rate for the products, industries, or country or countries in which the Firm operates, or for the market in which the asset is used.

Impairment losses of continuing operations, including impairment on inventories, are recognised in the statement of profit and loss, except for properties previously revalued with the revaluation surplus taken to OCI. For such properties, the impairment is recognised in OCI up to the amount of any previous revaluation surplus.

For assets excluding intangible assets having indefinite life, an assessment is made at each reporting date to determine whether there is an indication that previously recognised impairment losses no longer exist or have decreased. If such indication exists, the Firm estimates the asset's or CGU's recoverable amount. A previously recognised impairment loss is reversed only if there has been a change in the assumptions used to determine the asset's recoverable amount since the last impairment loss was recognised. The reversal is limited so that the carrying amount of the asset does not exceed its recoverable amount, nor exceed the carrying amount that would have been determined, net of depreciation, had no impairment loss been recognised for the asset in prior years. Such reversal is recognised in the statement of profit and loss unless the asset is carried at a revalued amount, in which case, the reversal is treated as a revaluation increase.

**2.05 Financial instruments**


A financial instrument is any contract that gives rise to a financial asset of one entity and a financial liability or equity instrument of another entity.

**(i) Financial Assets**

The Firm classifies its financial assets in the following measurement categories:

- Those to be measured subsequently at fair value (either through other comprehensive income, or through profit or loss)
- Those measured at amortized cost

The classification of financial assets at initial recognition depends on the financial asset's contractual cash flow characteristics and the Firm's business model for managing them.



**Initial recognition and measurement**

With the exception of trade receivables that do not contain a significant financing component or for which the Firm has applied the practical expedient, the Firm initially measures a financial asset at its fair value plus, in the case of a financial asset not at fair value through profit or loss, transaction costs.

Trade receivables that do not contain a significant financing component or for which the Firm has applied the practical expedient and are measured at the transaction price determined under Ind AS 115. Refer to the accounting policies in section 'Revenue from contracts with customers'.

In order for a financial asset to be classified and measured at amortised cost or fair value through OCI, it needs to give rise to cash flows that are 'solely payments of principal and interest (SPPI)' on the principal amount outstanding. This assessment is referred to as the SPPI test and is performed at an instrument level. Financial assets with cash flows that are not SPPI are classified and measured at fair value through profit or loss, irrespective of the business model.

The Firm's business model for managing financial assets refers to how it manages its financial assets in order to generate cash flows. The business model determines whether cash flows will result from collecting contractual cash flows, selling the financial assets, or both.

Financial assets classified and measured at amortised cost are held within a business model with the objective to hold financial assets in order to collect contractual cash flows while financial assets classified and measured at fair value through OCI are held within a business model with the objective of both holding to collect contractual cash flows and selling.

**Subsequent measurement**

For purposes of subsequent measurement financial assets are classified in following categories:

- Financial assets at amortised cost (debt instruments)
- Financial assets at fair value through other comprehensive income (FVTOCI) with recycling of cumulative gains and losses (debt instruments)
- Financial assets designated at fair value through OCI with no recycling of cumulative gains and losses upon derecognition (equity instruments)
- Financial assets at fair value through profit or loss

**Financial assets at amortised cost (debt instruments)**

A 'financial asset' is measured at the amortised cost if both the following conditions are met:

- a) **Business Model Test** : The objective is to hold the financial asset to collect the contractual cash flows (rather than to sell the instrument prior to its contractual maturity to realize its fair value changes) and;
- b) **Cash flow characteristics test**: The contractual terms of the financial asset give rise on specific dates to cash flows that are solely payments of principal and interest on principal amount outstanding.

This category is most relevant to the Firm. After initial measurement, such financial assets are subsequently measured at amortized cost using the effective interest rate (EIR) method. Amortised cost is calculated by taking into account any discount or premium on acquisition and fees or costs that are an integral part of EIR. EIR is the rate that exactly discounts the estimated future cash receipts over the expected life of the financial instrument or a shorter period, where appropriate, to the gross carrying amount of the financial asset. When calculating the effective interest rate, the Firm estimates the expected cash flows by considering all the contractual terms of the financial instrument but does not consider the expected credit losses. The EIR amortization is included in other income in profit or loss. The losses arising from impairment are recognized in the profit or loss. This category generally applies to trade and other receivables.

**Financial assets at fair value through OCI (FVTOCI) (debt instruments)**


A 'financial asset' is classified as at the FVTOCI if both of the following criteria are met:

- a) **Business Model Test** : The objective of financial instrument is achieved by both collecting contractual cash flows and selling the financial assets; and
- b) **Cash flow characteristics test**: The contractual terms of the Debt instrument give rise on specific dates to cash flows that are solely payments of principal and interest on principal amount outstanding.

Debt instrument included within the FVTOCI category are measured initially as well as at each reporting date at fair value. Fair value movements are recognized in the other comprehensive income (OCI), except for the recognition of interest income, impairment gains or losses and foreign exchange gains or losses which are recognized in statement of profit and loss and computed in the same manner as for financial assets measured at amortised cost. The remaining fair value changes are recognised in OCI. Upon derecognition, the cumulative fair value changes recognised in OCI is reclassified from the equity to profit or loss.

**Financial assets at fair value through profit or loss**

Financial assets at fair value through profit or loss are carried in the balance sheet at fair value with net changes in fair value recognised in the statement of profit and loss. This category includes derivative instruments and listed equity investments which the Group had not irrevocably elected to classify at fair value through OCI. Dividends on listed equity investments are recognised in the statement of profit and loss when the right of payment has been established.



#### Derecognition

A financial asset (or, where applicable, a part of a financial asset or part of a Firm of similar financial assets) is primarily derecognised (i.e. removed from the Firm's statement of financial position) when:

- The rights to receive cash flows from the asset have expired, or
- the Firm has transferred its rights to receive cash flows from the asset or has assumed an obligation to pay the received cash flows in full without material delay to a third party under a "pass through" arrangement and either:
  - (a) the Firm has transferred substantially all the risks and rewards of the asset, or
  - (b) the Firm has neither transferred nor retained substantially all the risks and rewards of the asset, but has transferred control of the asset.

When the Firm has transferred its rights to receive cash flows from an asset or has entered into a pass-through arrangement, it evaluates if and to what extent it has retained the risks and rewards of ownership. When it has neither transferred nor retained substantially all of the risks and rewards of the asset, nor transferred control of the asset, the Firm continues to recognise the transferred asset to the extent of the Firm's continuing involvement. In that case, the Group also recognises an associated liability. The transferred asset and the associated liability are measured on a basis that reflects the rights and obligations that the Group has retained.

Continuing involvement that takes the form of a guarantee over the transferred asset is measured at the lower of the original carrying amount of the asset and the maximum amount of consideration that the group could be required to repay.

#### Impairment of financial assets

In accordance with IND AS 109, the Firm applies expected credit losses (ECL) model for measurement and recognition of impairment loss on the following financial asset and credit risk exposure

- Financial assets measured at amortized cost;
- Financial assets measured at fair value through other comprehensive income (FVTOCI);

ECLs are based on the difference between the contractual cash flows due in accordance with the contract and all the cash flows that the Group expects to receive, discounted at an approximation of the original effective interest rate. The expected cash flows will include cash flows from the sale of collateral held or other credit enhancements that are integral to the contractual terms.

ECLs are recognised in two stages. For credit exposures for which there has not been a significant increase in credit risk since initial recognition, ECLs are provided for credit losses that result from default events that are possible within the next 12-months (a 12-month ECL). For those credit exposures for which there has been a significant increase in credit risk since initial recognition, a loss allowance is required for credit losses expected over the remaining life of the exposure, irrespective of the timing of the default (a lifetime ECL).

The Firm follows "simplified approach" for recognition of impairment loss allowance on:

- Trade receivables or contract revenue receivables;
- All lease receivables resulting from the transactions within the scope of Ind AS 116 -Leases

Under the simplified approach, the Firm does not track changes in credit risk. Rather, it recognizes impairment loss allowance based on lifetime ECLs at each reporting date, right from its initial recognition. The Firm uses a provision matrix to determine impairment loss allowance on the portfolio of trade receivables. The provision matrix is based on its historically observed default rates over the expected life of trade receivable and is adjusted for forward looking estimates. At every reporting date, the historical observed default rates are updated and changes in the forward looking estimates are analysed.

ECL impairment loss allowance (or reversal) recognized during the period is recognized as income/ expense in the statement of profit and loss. This amount is reflected under the head 'other expenses' in the statement of profit and loss. The balance sheet presentation for various financial instruments is described below:

(a) **Financial assets measured as at amortised cost:** ECL is presented as an allowance, i.e., as an integral part of the measurement of those assets in the balance sheet. The allowance reduces the net carrying amount. Until the asset meets write-off criteria, the group does not reduce impairment allowance from the gross carrying amount.


(b) **Loan commitments and financial guarantee contracts:** ECL is presented as a provision in the balance sheet, i.e. as a liability.

(c) **Debt instruments measured at FVTOCI:** For debt instruments measured at FVTOCI, the expected credit losses do not reduce the carrying amount in the balance sheet, which remains at fair value. Instead, an amount equal to the allowance that would arise if the asset was measured at amortised cost is recognised in other comprehensive income as the accumulated impairment amount.

#### (ii) Financial liabilities:

##### Initial recognition and measurement

Financial liabilities are classified at initial recognition as financial liabilities at fair value through profit or loss, loans and borrowings, and payables, net of directly attributable transaction costs. All financial liabilities are recognised initially at fair value and, in the case of loans and borrowings and payables, net of directly attributable transaction costs. The Firm financial liabilities include loans and borrowings, trade payables, trade deposits, retention money, liabilities towards services, sales incentive and other payables.



**Subsequent measurement**

For purposes of subsequent measurement, financial liabilities are classified in two categories:

- (i) Financial liabilities at fair value through profit or loss
- (ii) Financial liabilities at amortised cost (loans and borrowings)

**Financial liabilities at fair value through profit or loss**

Financial liabilities at fair value through profit or loss include financial liabilities held for trading and financial liabilities designated upon initial recognition as at fair value through profit or loss. Financial liabilities are classified as held for trading if they are incurred for the purpose of repurchasing in the near term. This category also includes derivative financial instruments entered into by the Firm that are not designated as hedging instruments in hedge relationship as defined by Ind AS 109. The separated embedded derivative are also classified as held for trading unless they are designated as effective hedging instruments.

Gains or losses on liabilities held for trading are recognized in the statement of profit and loss.

Financial liabilities designated upon initial recognition at fair value through profit or loss are designated as such at the initial date of recognition, and only if the criteria in IND AS 109 are satisfied. For liabilities designated as FVTPL, fair value gains/ losses attributable to changes in own credit risk are recognized in OCI. These gains/ loss are not subsequently transferred to profit and loss. However, the Firm may transfer the cumulative gain or loss within equity. All other changes in fair value of such liability are recognized in the statement of profit or loss. the Firm has not designated any financial liability as at fair value through profit and loss.

**Financial liabilities at amortised cost (Loans and borrowings)**

After initial recognition, interest-bearing borrowings are subsequently measured at amortized cost using the Effective interest rate method. Gains and losses are recognized in profit or loss when the liabilities are derecognised as well as through the Effective interest rate amortization process. Amortized cost is calculated by taking into account any discount or premium on acquisition and fees or costs that are an integral part of the Effective interest rate. The Effective interest rate amortization is included as finance costs in the statement of profit and loss.

**Trade Payables**

These amounts represents liabilities for goods and services provided to the Firm prior to the end of financial year which are unpaid. The amounts are unsecured and are usually paid within 60 to 90 days of recognition. Trade and other payables are presented as current liabilities unless payment is not due within 12 months after the reporting period. They are recognized initially at fair value and subsequently measured at amortized cost using Effective interest rate method.

**Financial guarantee contracts**

Financial guarantee contracts issued by the Firm are those contracts that require a payment to be made to reimburse the holder for a loss it incurs because the specified debtor fails to make a payment when due in accordance with the terms of a debt instrument. Financial guarantee contracts are recognized initially as a liability at fair value, adjusted for transaction costs that are directly attributable to the issuance of the guarantee. Subsequently, the liability is measured at the higher of the amount of loss allowance determined as per impairment requirements of IND AS 109 and the amount recognized less cumulative amortization.

**Derecognition**

A financial liability is derecognised when the obligation under the liability is discharged or cancelled or expires. When an existing financial liability is replaced by another from the same lender on substantially different terms, or the terms of an existing liability are substantially modified, such an exchange or modification is treated as the derecognition of the original liability and the recognition of a new liability. The difference in the respective carrying amounts is recognized in the statement of profit and loss.

**Offsetting of financial instruments**

Financials assets and financial liabilities are offset and the net amount is reported in the balance sheet if there is a currently enforceable legal right to offset the recognized amounts and there is an intention to settle on a net basis, to realize the assets and settle the liabilities simultaneously.


**Reclassification of financial assets/ financial liabilities**

The Firm determines classification of financial assets and liabilities on initial recognition. After initial recognition, no reclassification is made for financial assets which are equity instruments and financial liabilities. For financial assets which are debt instruments, a reclassification is made only if there is a change in the business model for managing those assets. Changes to the business model are expected to be infrequent. The Firm's senior management determines change in the business model as a result of external or internal changes which are significant to the Firm's operations. Such changes are evident to external parties. A change in the business model occurs when the Firm either begins or ceases to perform an activity that is significant to its operations. If the Firm reclassifies financial assets, it applies the reclassification prospectively from the reclassification date which is the first day of the immediately next reporting period following the change in business model. The Firm does not restate any previously recognised gains, losses (including impairment gains or losses) or interest.

**2.06 Inventories**

**a) Basis of valuation:**

Inventories are valued at lower of cost and net realizable value after providing cost of obsolescence, if any. However, materials and other items held for use in the production of inventories are not written down below cost if the finished products in which they will be incorporated are expected to be sold at or above cost. The comparison of cost and net realizable value is made on an item-by-item basis.



## b) Method of Valuation:

- i) Cost of raw materials has been determined by using moving weighted average cost method and comprises all costs of purchase, duties, taxes (other than those subsequently recoverable from tax authorities) and all other costs incurred in bringing the inventories to their present location and condition.
- ii) Cost of finished goods and work-in-progress includes direct labour and an appropriate share of fixed and variable production overheads and excise duty as applicable. Fixed production overheads are allocated on the basis of normal capacity of production facilities. Cost is determined on moving weighted average basis.
- iii) Net realizable value is the estimated selling price in the ordinary course of business, less estimated costs of completion and estimated costs necessary to make the sale.

## 2.07 Taxes

The income tax expense or credit for the period is the tax payable on the current period's taxable income based on the applicable income tax rate adjusted by changes in deferred tax assets and liabilities attributable to temporary differences and to unused tax losses. Tax expense for the year comprises of current tax and deferred tax.

## a) Current income tax

Current income tax, assets and liabilities are measured at the amount expected to be paid to or recovered from the taxation authorities in accordance with the Income Tax Act, 1961 and the Income Computation and Disclosure Standards (ICDS) enacted in India by using tax rates and the tax laws that are enacted at the reporting date.

Current income tax relating to item recognized outside the statement of profit and loss is recognized outside profit or loss (either in other comprehensive income or equity). Current tax items are recognized in correlation to the underlying transactions either in OCI or directly in equity.

Management periodically evaluates positions taken in the tax returns with respect to situations in which applicable tax regulations are subject to interpretation and establishes provisions where appropriate.

## b) Deferred Tax

Deferred tax is provided using the liability method on temporary differences arising between the tax bases of assets and liabilities and their carrying amounts in the financial statements. However, deferred tax liabilities are not recognised if they arise from the initial recognition of goodwill. Deferred income tax is also not accounted for if it arises from initial recognition of an asset or liability in a transaction that is not a business combination and, at the time of the transaction, affects neither the accounting profit nor taxable profit or loss.

Deferred tax liabilities are recognised for all taxable temporary differences, except:

- i) When the deferred tax liability arises from the initial recognition of goodwill or an asset or liability in a transaction that is not a business combination and, at the time of the transaction, affects neither the accounting profit nor taxable profit or loss.
- ii) In respect of taxable temporary differences associated with investments in subsidiaries, associates and interests in joint ventures, when the timing of the reversal of the temporary differences can be controlled and it is probable that the temporary differences will not reverse in the foreseeable future.

Deferred tax assets are recognised for all deductible temporary differences, the carry forward of unused tax credits and any unused tax losses. Deferred tax assets are recognised to the extent that it is probable that taxable profit will be available against which the deductible temporary differences, and the carry forward of unused tax credits and unused tax losses can be utilised, except:

- i) When the deferred tax asset relating to the deductible temporary difference arises from the initial recognition of an asset or liability in a transaction that is not a business combination and, at the time of the transaction, affects neither the accounting profit nor taxable profit or loss.
- ii) In respect of deductible temporary differences associated with investments in subsidiaries, associates and interests in joint ventures, deferred tax assets are recognised only to the extent that it is probable that the temporary differences will reverse in the foreseeable future and taxable profit will be available against which the temporary differences can be utilised.

The carrying amount of deferred tax assets is reviewed at each reporting date and reduced to the extent that it is no longer probable that sufficient taxable profit will be available to allow all or part of the deferred tax asset to be utilized. Unrecognized deferred tax assets are reassessed at each reporting date and are recognized to the extent that it has become probable that future taxable profits will allow the deferred tax asset to be recovered.

Deferred tax assets and liabilities are measured at the tax rates that are expected to apply in the year when the asset is realized or the liability is settled, based on tax rates (and tax laws) that have been enacted or substantively enacted at the reporting date.

Deferred tax relating to items recognized outside the statement of profit and loss is recognized outside the statement of profit and loss (either in other comprehensive income or in equity). Deferred tax items are recognized in correlation to the underlying transaction either in OCI or direct in equity.

Tax benefits acquired as part of a business combination, but not satisfying the criteria for separate recognition at that date, are recognised subsequently if new information about facts and circumstances change. Acquired deferred tax benefits recognised within the measurement period reduce goodwill related to that acquisition if they result from new information obtained about facts and circumstances existing at the acquisition date. If the carrying amount of goodwill is zero, any remaining deferred tax benefits are recognised in OCI/ capital reserve depending on the principle explained for bargain purchase gains. All other acquired tax benefits realized are recognised in profit or loss.



## 2.08 Revenue from contract with customers

The Firm manufactures/ trades and sells a range of pharmaceutical and healthcare products. Revenue from contracts with customers involving sale of these products is recognized at a point in time when control of the product has been transferred, and there are no unfulfilled obligation that could affect the customer's acceptance of the products. Delivery occurs when the products are shipped to specific location and control has been transferred to the customers. The Firm has objective evidence that all criterion for acceptance has been satisfied.

### (a) Sale of goods

Revenue from sale of goods is recognised at the point in time when control of the goods is transferred to the customer, generally on delivery of the goods and there are no unfulfilled obligations.

The Firm considers, whether there are other promises in the contract in which their are separate performance obligations, to which a portion of the transaction price needs to be allocated. In determining the transaction price for the sale of goods, the Firm allocates a portion of the transaction price to goods bases on its relative prices and also considers the following:-

#### (i) Variable consideration

The Firm recognizes revenue from the sale of goods measured at the fair value of the consideration received or receivable, net of returns and allowances, trade discounts and volume rebates. If the consideration in a contract includes a variable amount, the Firm estimates the amount of consideration to which it will be entitled in exchange for transferring the goods to the customer. The variable consideration is estimated at contract inception and constrained until it is highly probable that a significant revenue reversal in the amount of cumulative revenue recognised will not occur when the associated uncertainty with the variable consideration is subsequently resolved.

#### (ii) Sales Return

The Firm accounts for sales returns accrual by recording an allowance for sales returns concurrent with the recognition of revenue at the time of a product sale. This allowance is based on the Firm's estimate of expected sales returns. With respect to established products, the Firm considers its historical experience of sales returns, levels of inventory in the distribution channel, estimated shelf life, product discontinuances, price changes of competitive products, and the introduction of competitive new products, to the extent each of these factors impact the Firm's business and markets. With respect to new products introduced by the Firm, such products have historically been either extensions of an existing line of product where the Firm has historical experience or in therapeutic categories where established products exist and are sold either by the Firm or the Firm's competitors.

### Other Income

#### (a) Interest Income

For all debt instruments measured either at amortised cost or at fair value through other comprehensive income, interest income is recorded using the effective interest rate (EIR). EIR is the rate that exactly discounts the estimated future cash payments or receipts over the expected life of the financial instrument or a shorter period, where appropriate, to the gross carrying amount of the financial asset or to the amortised cost of a financial liability. When calculating the effective interest rate, the Firm estimates the expected cash flows by considering all the contractual terms of the financial instrument (for example, prepayment, extension, call and similar options) but does not consider the expected credit losses. Interest income is included in other income in the statement of profit and loss.

## 2.09 Retirement and other employee benefits

### (i) Short-term obligations


Liabilities for wages and salaries, including non monetary benefits that are expected to be settled wholly within twelve months after the end of the period in which the employees render the related service are recognized in respect of employee service upto the end of the reporting period and are measured at the amount expected to be paid when the liabilities are settled. The liabilities are presented as current employee benefit obligations in the balance sheet.

### (ii) Other long-term employee benefit obligations

#### a) Gratuity

The Firm has a defined benefit plan (the "Gratuity Plan"). The Gratuity Plan provides a lump sum payment to employees who have completed four years and two forty days or more of service at retirement, disability or termination of employment, being an amount based on the respective employee's last drawn salary and the number of years of employment with the Firm.

The Gratuity Plan, which is defined benefit plan, is managed by Trust with its investments maintained with Life insurance Corporation of India. The liabilities with respect to Gratuity Plan are determined by actuarial valuation on projected unit credit method on the balance sheet date, based upon which the Firm contributes to the Gratuity Scheme. The difference, if any, between the actuarial valuation of the gratuity of employees at the year end and the balance of funds is provided for as assets/ (liability) in the books. Net interest is calculated by applying the discount rate to the net defined benefit liability or asset. The Firm recognizes the following changes in the net defined benefit obligation under Employee benefit expense in statement of profit or loss:



a) Service costs comprising current service costs, past-service costs, gains and losses on curtailments and non-routine settlements

b) Net interest expense or income

Remeasurements, comprising of actuarial gains and losses, the effect of the asset ceiling, excluding amounts included in net interest on the net defined benefit liability and the return on plan assets (excluding amounts included in net interest on the net defined benefit liability), are recognized immediately in the Balance Sheet with a corresponding debit or credit to retained earnings through other comprehensive income in the period in which they occur. Remeasurements are not reclassified to profit or loss in subsequent periods.

b) **Provident fund**

Retirement benefit in the form of provident fund is a defined contribution scheme. The Firm has no obligation, other than the contribution payable to the provident fund. The Firm recognizes contribution payable through provident fund scheme as an expense, when an employee renders the related services. If the contribution payable to scheme for service received before the balance sheet date exceeds the contribution already paid, the deficit payable to the scheme is recognized as liability after deducting the contribution already paid. If the contribution already paid exceeds the contribution due for services received before the balance sheet date, then excesses recognized as an asset to the extent that the prepayment will lead to, for example, a reduction in future payment or a cash refund.

c) **Other employee benefits**

Compensated absences which are not expected to occur within twelve months after the end of the period in which the employee renders the related service are recognised as a liability at the present value of the defined benefit obligation as at the balance sheet date on the basis of actuarial valuation.

Remeasurement gains and losses arising from experience adjustments and changes in actuarial assumptions are recognised in the period in which they occur, directly in other comprehensive income and are never reclassified to statement of profit and loss. Changes in the present value of the defined benefit obligation resulting from plan amendments or curtailments are recognised immediately in the statement of profit and loss as past service cost.

## 2.10 Leases

The Firm assesses at contract inception whether a contract is, or contains, a lease. That is, if the contract conveys the right to control the use of an identified asset for a period of time in exchange for consideration.

### Firm as a lessee

The Firm's lease asset classes primarily comprise of lease for land and building. The Firm applies a single recognition and measurement approach for all leases, except for short-term leases and leases of low-value assets. The Firm recognises lease liabilities to make lease payments and right-of-use assets representing the right to use the underlying assets.

i) **Right-of-use assets**

The Firm recognises right-of-use assets at the commencement date of the lease (i.e., the date the underlying asset is available for use). Right-of-use assets are measured at cost, less any accumulated depreciation and impairment losses, and adjusted for any remeasurement of lease liabilities. The cost of right-of-use assets includes the amount of lease liabilities recognised, initial direct costs incurred, and lease payments made at or before the commencement date less any lease incentives received. Right-of-use assets are depreciated on a straight-line basis over the shorter of the lease term and the estimated useful lives of the building (i.e. 30 and 60 years)

If ownership of the leased asset transfers to the Firm at the end of the lease term or the cost reflects the exercise of a purchase option, depreciation is calculated using the estimated useful life of the asset. The right-of-use assets are also subject to impairment. Refer to the accounting policies in section 'Impairment of non-financial assets'.


ii) **Lease Liabilities**

At the commencement date of the lease, the Firm recognises lease liabilities measured at the present value of lease payments to be made over the lease term. The lease payments include fixed payments (including in substance fixed payments) less any lease incentives receivable, variable lease payments that depend on an index or a rate, and amounts expected to be paid under residual value guarantees. The lease payments also include the exercise price of a purchase option reasonably certain to be exercised by the Firm and payments of penalties for terminating the lease, if the lease term reflects the Firm exercising the option to terminate. Variable lease payments that do not depend on an index or a rate are recognised as expenses (unless they are incurred to produce inventories) in the period in which the event or condition that triggers the payment occurs.

In calculating the present value of lease payments, the Firm uses its incremental borrowing rate at the lease commencement date because the interest rate implicit in the lease is not readily determinable. After the commencement date, the amount of lease liabilities is increased to reflect the accretion of interest and reduced for the lease payments made. In addition, the carrying amount of lease liabilities is remeasured if there is a modification, a change in the lease term, a change in the lease payments (e.g., changes to future payments resulting from a change in an index or rate used to determine such lease payments) or a change in the assessment of an option to purchase the underlying asset.

(iii) **Short-term leases and leases of low-value assets**

The Firm applies the short-term lease recognition exemption to its short-term leases (i.e., those leases that have a lease term of 12 months or less from the commencement date and do not contain a purchase option). It also applies the lease of low-value assets recognition exemption to leases that are considered to be low value. Lease payments on short-term leases and leases of low-value assets are recognised as expense on a straight-line basis over the lease term.



**2.11 Government Grants**

Government Grants are recognized at their fair value when there is reasonable assurance that the grant will be received and all the attached conditions will be complied with.

When the grant relates to an expense item, it is recognized as income on a systematic basis over the periods that the related costs, for which it is intended to compensate, are expensed. Government grant related to the non-monetary asset are recognised at nominal value and presented by deducting the same from carrying amount of related asset and the grant is included in non current liability as deferred income, then recognised in profit or loss over the useful life of the depreciable asset by way of a reduced depreciation charge.

When the Firm receives grants of non-monetary assets, the asset and grant are recorded at fair value amounts and released to profit or loss over the expected useful life in a pattern of consumption of the benefit of the underlying asset.

**2.12 Borrowing Costs**

Borrowing cost includes interest and other costs incurred in connection with the borrowing of funds and charged to Statement of Profit & Loss on the basis of effective interest rate (EIR) method. Borrowing cost also includes exchange differences to the extent regarded as an adjustment to the borrowing cost.

Borrowing costs directly attributable to the acquisition, construction or production of an asset that necessarily takes a substantial period of time to get ready for its intended use or sale are capitalized as part of the cost of the respective asset. All other borrowing costs are recognized as expense in the period in which they occur.

**2.13 Cash and cash equivalents**

Cash and cash equivalent in the balance sheet comprise cash at banks and on hand and short-term deposits with an original maturity of three months or less, that are readily convertible to a known amount of cash and subject to an insignificant risk of changes in value.

For the purpose of presentation in the statement of cash flows, cash and cash equivalents includes cash on hand, deposit held at call with financial institutions, other short - term, highly liquid investments with original maturities of three months or less that are readily convertible to known amounts of cash and which are subject to an insignificant risk of changes in value, and bank overdrafts. Bank overdrafts are shown within borrowings in current liabilities in the balance sheet.

**2.14 Foreign currency**

**(i) Functional and presentation currency**

Items included in the financial statements are measured using the currency of the primary economic environment in which the entity operates ('the functional currency'). The Firm's financial statements are presented in Indian rupee (INR) which is also the Firm's functional and presentation currency.

**(ii) Transactions and balances**

Foreign currency transactions are translated into the functional currency using the exchange rate prevailing at the date of the transaction. Foreign exchange gains and losses resulting from the settlement of such transaction and from the translation of monetary assets and liabilities denominated in foreign currencies at year end exchange rate are generally recognised in the statement of profit and loss.

Non-monetary items that are measured in terms of historical cost in a foreign currency are translated using the exchange rates at the dates of the initial transactions. Non-monetary items measured at fair value in a foreign currency are translated using the exchange rates at the date when the fair value is determined.

**(iii) Exchange differences**

Exchange differences arising on settlement or translation of monetary items are recognized as income or expense in the period in which they arise with the exception of exchange differences on gain or loss arising on translation of non-monetary items measured at fair value which is treated in line with the recognition of the gain or loss on the change in fair value of the item (i.e., translation differences on items whose fair value gain or loss is recognized in OCI or profit or loss are also recognized in OCI or profit or loss, respectively).

**2.15 Provisions and Contingent Liabilities**

**Provisions**

A provision is recognized when the Firm has a present obligation (legal or constructive) as a result of past event, it is probable that an outflow of resources embodying economic benefits will be required to settle the obligation and a reliable estimate can be made of the amount of the obligation. These estimates are reviewed at each reporting date and adjusted to reflect the current best estimates. If the effect of the time value of money is material, provisions are discounted using a current pre-tax rate that reflects, when appropriate, the risks specific to the liability. When discounting is used, the increase in the provision due to the passage of time is recognized as a finance cost.





#### Contingent liabilities

A contingent liability is a possible obligation that arises from past events whose existence will be confirmed by the occurrence or non-occurrence of one or more uncertain future events beyond the control of the Firm or a present obligation that is not recognized because it is not probable that an outflow of resources will be required to settle the obligation. A contingent liability also arises in extremely rare cases, where there is a liability that cannot be recognized because it cannot be measured reliably, the Firm does not recognize a contingent liability but discloses its existence in the financial statements unless the probability of outflow of resources is remote.

Provisions, contingent liabilities, contingent assets and commitments are reviewed at each balance sheet date.

#### 2.16 Fair value measurement

The Firm measures financial instruments at fair value at each balance sheet date.

Fair value is the price that would be received to sell an asset or paid to transfer a liability in an ordinary transaction between market participants at the measurement date. The fair value measurement is based on the presumption that the transaction to sell the asset or transfer the liability takes place either:

- (i) In the principal market for asset or liability, or
- (ii) In the absence of a principal market, in the most advantageous market for the asset or liability.

The principal or the most advantageous market must be accessible by the Firm.

The fair value of an asset or liability is measured using the assumptions that market participants would use when pricing the asset or liability, assuming that market participants act in their economic best interest.

A fair value measurement of a non-financial asset takes into account a market participant's ability to generate economic benefits by using the asset in its highest and best use or by selling it to another market participant that would use the asset in its highest and best use.

The Firm uses valuation techniques that are appropriate in the circumstances and for which sufficient data are available to measure fair value, maximising the use of relevant observable inputs and minimizing the use of unobservable inputs.

All assets and liabilities for which fair value is measured or disclosed in the financial statements are categorized within the fair value hierarchy, described as follows, based on the lowest level input that is significant to the fair value measurement as a whole:

**Level 1-** Quoted (unadjusted) market prices in active markets for identical assets or liabilities

**Level 2-** Valuation techniques for which the lowest level input that is significant to the fair value measurement is directly or indirectly observable

**Level 3-** Valuation techniques for which the lowest level input that is significant to the fair value measurement is unobservable

For assets and liabilities that are recognized in the financial statements on a recurring basis, the Firm determines whether transfers have occurred between levels in the hierarchy by re-assessing categorization (based on the lowest level input that is significant to fair value measurement as a whole) at the end of each reporting period.

For the purpose of fair value disclosures, the Firm has determined classes of assets and liabilities on the basis of the nature, characteristics and risks of the asset or liability and the level of the fair value hierarchy as explained above.

#### 2.17 Significant accounting judgments, estimates and assumptions

The preparation of the financial statements requires the management to make judgments, estimates and assumptions that affect the reported amounts of revenues, expenses, assets and liabilities, and the accompanying disclosures, and the disclosure of contingent liabilities. Uncertainty about these judgements, assumptions and estimates could result in outcomes that require a material adjustment to the carrying amount of the asset or liability affected in future periods.

##### Judgments

In the process of applying the Firm's accounting policies, management has made the following judgments, which have the most significant effect on the amounts recognized in the financial statements.

##### Estimates and assumptions

The key assumptions concerning the future and other key sources of estimation uncertainty at the reporting date, that have a significant risk of causing a material adjustment to the carrying amounts of assets and liabilities within the next financial year, are described below. The Firm based its assumptions and estimates on parameters available when the financial statements were prepared. Existing circumstances and assumptions about future developments, however, may change due to market changes or circumstances arising beyond the control of the Firm. Such changes are reflected in the assumptions when they occur.

#### a) Taxes

Uncertainties exist with respect to the interpretation of tax regulations, changes in tax laws, and the amount and timing of future taxable income. Given the wide range of business relationships differences arising between the actual results and the assumptions made, or future changes to such assumptions, could necessitate future adjustments to tax income and expense already recorded. The Firm establishes provisions, based on reasonable estimates. The amount of such provisions is based on various factors, such as experience of previous tax audits and differing interpretations of tax regulations by the taxable entity and the responsible tax authority.



**b) Gratuity benefit**

The cost of defined benefit plans (i.e. Gratuity benefit) is determined using actuarial valuations. An actuarial valuation involves making various assumptions which may differ from actual developments in the future. These include the determination of the discount rate, future salary increases, mortality rates and future pension increases. Due to the complexity of the valuation, the underlying assumptions and its long-term nature, a defined benefit obligation is highly sensitive to changes in these assumptions. All assumptions are reviewed at each reporting date. In determining the appropriate discount rate, management considers the interest rates of long term government bonds with extrapolated maturity corresponding to the expected duration of the defined benefit obligation. The mortality rate is based on publicly available mortality tables for India. Future salary increases and pension increases are based on expected future inflation rates for India. Further details about the assumptions used, including a sensitivity analysis, are given in Note 31.1.

**c) Fair value measurement of financial instrument**

When the fair value of financial assets and financial liabilities recorded in the balance sheet cannot be measured based on quoted prices in active markets, their fair value is measured using valuation techniques including the Discounted Cash Flow (DCF) model. The inputs to these models are taken from observable markets where possible, but where this is not feasible, a degree of judgment is required in establishing fair values. Judgments include considerations of inputs such as liquidity risk, credit risk and volatility. Changes in assumptions about these factors could affect the reported fair value of financial instruments.

**d) Impairment of financial assets**

The impairment provisions of financial assets are based on assumptions about risk of default and expected loss rates. The Firm uses judgment in making these assumptions and selecting the inputs to the impairment calculation, based on Firm's past history, existing market conditions as well as forward looking estimates at the end of each reporting period.

**e) Impairment of non-financial assets**

The Firm assesses at each reporting date whether there is an indication that an asset may be impaired. If any indication exists, or when annual impairment testing for an asset is required, the Firm estimates the asset's recoverable amount. An asset's recoverable amount is the higher of an asset's CGU'S fair value less cost of disposal and its value in use. Where the carrying amount of an asset or CGU exceeds its recoverable amount, the asset is considered impaired and is written down to its recoverable amount.

In assessing value in use, the estimated future cash flows are estimated based on past trend and discounted to their present value using a pre-tax discount rate that reflects current market assessments of the time value of money and the risks specific to the asset. In determining fair value less costs of disposal, recent market transactions are taken into account. If no such transactions can be identified, an appropriate valuation model is used. These calculations are corroborated by valuation multiples, or other fair value indicators.

**f) Provision for sales return**

Provisions for sales returns is determined based on the historical percentage of sales return for the same types of goods for which the provision is currently being determined. The same percentage to the sales is applied for the current accounting period to derive the provision for sales return to be accrued. It is very unlikely that actual sales return will exactly match the historical percentage, so such estimates are reviewed annually for any material changes in assumptions and likelihood of occurrence.

**g) Provision for expected credit losses (ECL) of trade receivables and contract assets**

The Firm uses a provision matrix to calculate ECLs for trade receivables and contract assets. The provision rates are based on days past due for groupings of various customer segments that have similar loss patterns (i.e., by geography, product type, customer type and rating, and coverage by letters of credit and other forms of credit insurance). The provision matrix is initially based on the Firm's historical observed default rates. The Firm will calibrate the matrix to adjust the historical credit loss experience with forward-looking information. At every reporting date, the historical observed default rates are updated and changes in the forward-looking estimates are analysed.

The assessment of the correlation between historical observed default rates, forecast economic conditions and ECLs is a significant estimate. The amount of ECLs is sensitive to changes in circumstances and of forecast economic conditions. The Firm's historical credit loss experience and forecast of economic conditions may also not be representative of customer's actual default in the future. The information about the ECLs on the Firm's trade receivables and contract assets is disclosed in Note 10.

**h) Property, Plant and Equipment**

Property, Plant and Equipment represent significant portion of the asset base of the Firm. The charge in respect of periodic depreciation is derived after determining an estimate of assets expected useful life and expected value at the end of its useful life. The useful life and residual value of Firm's assets are determined by Management at the time asset is acquired and reviewed periodically including at the end of each year. The useful life is based on historical experience with similar assets, in anticipation of future events, which may have impact on their life such as change in technology.



**2.18 New and amended standards adopted by the Firm**

Ministry of Corporate Affairs ("MCA") notifies new standard or amendments to the existing standards under Companies (Indian Accounting Standards) Rules as issued from time to time. On March 31, 2023, MCA amended the Companies (Indian Accounting Standards) Rules, 2015 by issuing the Companies (Indian Accounting Standards) Amendment Rules, 2023, applicable from April 1, 2023, as below:

**Ind AS 1 – Presentation of Financial Statements**

The amendments require companies to disclose their material accounting policies rather than their significant accounting policies. Accounting policy information, together with other information, is material when it can reasonably be expected to influence decisions of primary users of general purpose financial statements. The amendments have had an impact on the Company's disclosures of accounting policies, but not on the measurement, recognition or presentation of any items in the Company's financial statements

**Ind AS 12 – Income Taxes**

The amendments clarify how companies account for deferred tax on transactions such as leases and decommissioning obligations. The amendments narrowed the scope of the recognition exemption in paragraphs 15 and 24 of Ind AS 12 (recognition exemption) so that it no longer applies to transactions that, on initial recognition, give rise to equal taxable and deductible temporary differences. The amendments had no impact, if any, in its financial statements.

**Ind AS 8 – Accounting Policies, Changes in Accounting Estimates and Errors**

The amendments will help entities to distinguish between accounting policies and accounting estimates. The definition of a change in accounting estimates has been replaced with a definition of accounting estimates. Under the new definition, accounting estimates are "monetary amounts in financial statements that are subject to measurement uncertainty". Entities develop accounting estimates if accounting policies require items in financial statements to be measured in a way that involves measurement uncertainty. The amendments had no impact on the Company's financial statements.

*(This page has been intentionally left blank)*



Pharma Force Lab  
Notes forming part of the Special Purpose IND AS financial statements for the year ended 31 March 2024  
All amounts are in INR lacs unless otherwise stated

3 Property, plant and equipment

Net Carrying value:	As at 31 March 2024							As at 31 March 2023	
	Building	Plant and machinery	Furniture and fixtures	Vehicles	Office equipment	Electrical Equipments & Fittings	Computers	Total	Capital Work in Progress
Building	2,119.91	4,848.09	481.31	170.51	87.91	565.72	64.99	8,338.44	2,558.12
Plant and machinery	1,430.63	1,694.21	116.38	-	24.86	142.76	19.75	3,428.59	908.92
Furniture and fixtures	-	(194.94)	(7.85)	(1.15)	(9.29)	-	(9.15)	(222.38)	(3,119.45)
Vehicles	-	6,347.36	589.84	169.36	103.48	708.48	75.59	11,544.65	347.62
Office equipment	-	413.98	101.51	-	1.05	3.95	12.19	532.67	1,560.65
Electrical Equipments & Fittings	-	6,727.59	691.35	160.08	104.53	712.43	87.78	12,034.30	(532.67)
Computers	-	(33.74)	-	-	-	-	-	(43.02)	1,375.60
Capital work in progress	-	-	-	-	-	-	-	8,399.51	7,461.99
	-	-	-	-	-	-	-	1,375.60	347.62
	-	-	-	-	-	-	-	7,023.91	7,114.37
	-	-	-	-	-	-	-	1,375.60	7,461.99
	-	-	-	-	-	-	-	8,399.51	7,461.99
	-	-	-	-	-	-	-	1,375.60	347.62
	-	-	-	-	-	-	-	7,023.91	7,114.37
	-	-	-	-	-	-	-	1,375.60	7,461.99
	-	-	-	-	-	-	-	8,399.51	7,461.99
	-	-	-	-	-	-	-	1,375.60	347.62
	-	-	-	-	-	-	-	7,023.91	7,114.37
	-	-	-	-	-	-	-	1,375.60	7,461.99
	-	-	-	-	-	-	-	8,399.51	7,461.99
	-	-	-	-	-	-	-	1,375.60	347.62
	-	-	-	-	-	-	-	7,023.91	7,114.37
	-	-	-	-	-	-	-	1,375.60	7,461.99
	-	-	-	-	-	-	-	8,399.51	7,461.99
	-	-	-	-	-	-	-	1,375.60	347.62
	-	-	-	-	-	-	-	7,023.91	7,114.37
	-	-	-	-	-	-	-	1,375.60	7,461.99
	-	-	-	-	-	-	-	8,399.51	7,461.99
	-	-	-	-	-	-	-	1,375.60	347.62
	-	-	-	-	-	-	-	7,023.91	7,114.37
	-	-	-	-	-	-	-	1,375.60	7,461.99
	-	-	-	-	-	-	-	8,399.51	7,461.99
	-	-	-	-	-	-	-	1,375.60	347.62
	-	-	-	-	-	-	-	7,023.91	7,114.37
	-	-	-	-	-	-	-	1,375.60	7,461.99
	-	-	-	-	-	-	-	8,399.51	7,461.99
	-	-	-	-	-	-	-	1,375.60	347.62
	-	-	-	-	-	-	-	7,023.91	7,114.37
	-	-	-	-	-	-	-	1,375.60	7,461.99
	-	-	-	-	-	-	-	8,399.51	7,461.99
	-	-	-	-	-	-	-	1,375.60	347.62
	-	-	-	-	-	-	-	7,023.91	7,114.37
	-	-	-	-	-	-	-	1,375.60	7,461.99
	-	-	-	-	-	-	-	8,399.51	7,461.99
	-	-	-	-	-	-	-	1,375.60	347.62
	-	-	-	-	-	-	-	7,023.91	7,114.37
	-	-	-	-	-	-	-	1,375.60	7,461.99
	-	-	-	-	-	-	-	8,399.51	7,461.99
	-	-	-	-	-	-	-	1,375.60	347.62
	-	-	-	-	-	-	-	7,023.91	7,114.37
	-	-	-	-	-	-	-	1,375.60	7,461.99
	-	-	-	-	-	-	-	8,399.51	7,461.99
	-	-	-	-	-	-	-	1,375.60	347.62
	-	-	-	-	-	-	-	7,023.91	7,114.37
	-	-	-	-	-	-	-	1,375.60	7,461.99
	-	-	-	-	-	-	-	8,399.51	7,461.99
	-	-	-	-	-	-	-	1,375.60	347.62
	-	-	-	-	-	-	-	7,023.91	7,114.37
	-	-	-	-	-	-	-	1,375.60	7,461.99
	-	-	-	-	-	-	-	8,399.51	7,461.99
	-	-	-	-	-	-	-	1,375.60	347.62
	-	-	-	-	-	-	-	7,023.91	7,114.37
	-	-	-	-	-	-	-	1,375.60	7,461.99
	-	-	-	-	-	-	-	8,399.51	7,461.99
	-	-	-	-	-	-	-	1,375.60	347.62
	-	-	-	-	-	-	-	7,023.91	7,114.37
	-	-	-	-	-	-	-	1,375.60	7,461.99
	-	-	-	-	-	-	-	8,399.51	7,461.99
	-	-	-	-	-	-	-	1,375.60	347.62
	-	-	-	-	-	-	-	7,023.91	7,114.37
	-	-	-	-	-	-	-	1,375.60	7,461.99
	-	-	-	-	-	-	-	8,399.51	7,461.99
	-	-	-	-	-	-	-	1,375.60	347.62
	-	-	-	-	-	-	-	7,023.91	7,114.37
	-	-	-	-	-	-	-	1,375.60	7,461.99
	-	-	-	-	-	-	-	8,399.51	7,461.99
	-	-	-	-	-	-	-	1,375.60	347.62
	-	-	-	-	-	-	-	7,023.91	7,114.37
	-	-	-	-	-	-	-	1,375.60	7,461.99
	-	-	-	-	-	-	-	8,399.51	7,461.99
	-	-	-	-	-	-	-	1,375.60	347.62
	-	-	-	-	-	-	-	7,023.91	7,114.37
	-	-	-	-	-	-	-	1,375.60	7,461.99
	-	-	-	-	-	-	-	8,399.51	7,461.99
	-	-	-	-	-	-	-	1,375.60	347.62
	-	-	-	-	-	-	-	7,023.91	7,114.37
	-	-	-	-	-	-	-	1,375.60	7,461.99
	-	-	-	-	-	-	-	8,399.51	7,461.99
	-	-	-	-	-	-	-	1,375.60	347.62
	-	-	-	-	-	-	-	7,023.91	7,114.37
	-	-	-	-	-	-	-	1,375.60	7,461.99
	-	-	-	-	-	-	-	8,399.51	7,461.99
	-	-	-	-	-	-	-	1,375.60	347.62
	-	-	-	-	-	-	-	7,023.91	7,114.37
	-	-	-	-	-	-	-	1,375.60	7,461.99
	-	-	-	-	-	-	-	8,399.51	7,461.99
	-	-	-	-	-	-	-	1,375.60	347.62
	-	-	-	-	-	-	-	7,023.91	7,114.37
	-	-	-	-	-	-	-	1,375.60	7,461.99
	-	-	-	-	-	-	-	8,399.51	7,461.99
	-	-	-	-	-	-	-	1,375.60	347.62
	-	-	-	-	-	-	-	7,023.91	7,114.37
	-	-	-	-	-	-	-	1,375.60	7,461.99
	-	-	-	-	-	-	-	8,399.51	7,461.99
	-	-	-	-	-	-	-	1,375.60	347.62
	-	-	-	-	-	-	-	7,023.91	7,114.37
	-	-	-	-	-	-	-	1,375.60	7,461.99
	-	-	-	-	-	-	-	8,399.51	7,461.99
	-	-	-	-	-	-	-	1,375.60	347.62
	-	-	-	-	-	-	-	7,023.91	7,114.37
	-	-	-	-	-	-	-	1,375.60	7,461.99
	-	-	-	-	-	-	-	8,399.51	7,461.99
	-	-	-	-	-	-	-	1,375.60	347.62
	-	-	-	-	-	-	-	7,023.91	7,114.37
	-	-	-	-	-	-	-	1,375.60	7,461.99
	-	-	-	-	-	-	-	8,399.51	7,461.99
	-	-	-	-	-	-	-	1,375.60	347.62
	-	-	-	-	-	-	-	7,023.91	7,114.37
	-	-	-	-	-	-	-	1,375.60	7,461.99
	-	-	-	-	-	-	-	8,399.51	7,461.99
	-	-	-	-	-	-	-	1,375.60	347.62
	-	-	-	-	-	-	-	7,023.91	7,114.37
	-	-	-	-	-	-	-	1,375.60	7,461.99
	-	-	-	-	-	-	-	8,399.51	7,461.99
	-	-	-	-	-	-	-	1,375.60	347.62
	-	-	-	-	-	-	-	7,023.91	7,114.37
	-	-	-	-	-	-	-	1,375.60	7,461.99
	-	-	-	-	-	-	-	8,399.51	7,461.99
	-	-	-	-	-	-	-	1,375.60	347.62
	-	-	-	-	-	-	-	7,023.91	7,114.37
	-	-	-	-	-	-	-	1,375.60	7,461.99
	-	-	-	-	-	-	-	8,399.51	7,461.99
	-	-	-	-	-	-	-	1,375.60	347.62
	-	-	-	-	-	-	-	7,023.91	7,114.37
	-	-	-	-	-	-	-	1,375.60	7,461.99
	-	-	-	-	-	-	-	8,399.51	7,461.99
	-	-	-	-	-	-	-	1,375.60	347.62
	-	-	-	-	-	-	-	7,023.91	7,114.37
	-	-	-	-	-	-	-	1,375.60	7,461.99
	-	-	-	-	-	-	-	8,399.51	7,461.99
	-	-	-	-	-	-	-	1,375.60	347.62
	-	-	-	-	-	-	-	7,023.91	7,114.37
	-	-	-	-	-	-	-	1,375.60	7,461.99
	-	-	-	-	-	-	-	8,399.51	7,461.99
	-	-	-	-	-	-	-	1,375.60	347.62
	-	-</							

Pharma Force Lab

Notes forming part of the Special Purpose IND AS financial statements for the year ended 31 March 2024

All amounts are in INR lacs unless otherwise stated

	As at 31 March 2024	As at 31 March 2023
<b>3.1 Right-of-use assets</b>		
<b>Carrying amounts of :</b>		
Leasehold Land	470.82	478.68
	<b>470.82</b>	<b>478.68</b>
	<b>Leasehold Land</b>	<b>Total</b>
Balance as at 01 April 2022	510.08	510.08
Additions	-	-
Disposals	-	-
Balance as at 31 March 2023	<b>510.08</b>	<b>510.08</b>
Additions	-	-
Disposals	-	-
Balance as at 31 March 2024	<b>510.08</b>	<b>510.08</b>
<b>Accumulated depreciation:</b>		
Balance as at 01 April 2022	23.56	23.56
Depreciation expense	7.84	7.84
Disposals	-	-
Balance as at 31 March 2023	<b>31.40</b>	<b>31.40</b>
Depreciation expense	7.86	7.86
Disposals	-	-
Balance as at 31 March 2024	<b>39.26</b>	<b>39.26</b>
<b>Carrying amount</b>		
Balance as at 31 March 2023	<b>478.68</b>	<b>478.68</b>
Balance as at 31 March 2024	<b>470.82</b>	<b>470.82</b>

**Note:**

- a) The Firm undisputedly possesses the lease deeds for leasehold land held by the Firm, presented under 'Leasehold Land' in the above schedule.
- b) Right-of-use assets includes Lease hold land obtained on long term lease agreement of 58 to 85 years.

*(This page has been intentionally left blank)*




## Pharma Force Lab

Notes forming part of the Special Purpose IND AS financial statements for the year ended 31 March 2024

All amounts are in INR lacs unless otherwise stated


	As at 31 March 2024	As at 31 March 2023
<b>4 Intangible assets</b>		
<b>Carrying amounts of :</b>		
Computer software	2.29	3.28
	<b>2.29</b>	<b>3.28</b>
	<b>Computer software</b>	<b>Total</b>
Balance as at 01 April 2022	16.97	16.97
Additions	3.56	3.56
Disposals	-	-
Balance as at 31 March 2023	<b>20.53</b>	<b>20.53</b>
Additions	-	-
Disposals	-	-
Balance as at 31 March 2024	<b>20.53</b>	<b>20.53</b>
<b>Accumulated amortisation:</b>		
Balance as at 01 April 2022	16.62	16.62
Amortisation expense	0.63	0.63
Disposals	-	-
Balance as at 31 March 2023	<b>17.25</b>	<b>17.25</b>
Amortisation expense	0.99	0.99
Disposals	-	-
Balance as at 31 March 2024	<b>18.24</b>	<b>18.24</b>
<b>Carrying amount</b>		
Balance as at 31 March 2023	<b>3.28</b>	<b>3.28</b>
Balance as at 31 March 2024	<b>2.29</b>	<b>2.29</b>

(This page has been intentionally left blank)



5 Investments	Face Value per share	As at 31 March 2024		As at 31 March 2023	
		Units/ shares	Amount	Units/ shares	Amount
Non- Current					
(a) Investment in unquoted equity instruments measured at fair value through profit & loss account (FVTPL), fully paid up					
Other entities					
Shivalik Solid Waste Management Limited	10.00	5,000.00	0.50	5,000.00	0.50
Total			<u>0.50</u>		<u>0.50</u>
Aggregate amount of unquoted investment			0.50		0.50
Aggregate amount of impairment in value of investments			-		-

(This page has been intentionally left blank)



Pharma Force Lab  
Notes forming part of the Special Purpose IND AS financial statements for the year ended 31 March 2024  
All amounts are in INR lacs unless otherwise stated

	As at 31 March 2024	As at 31 March 2023
<b>6 Other financial assets</b>		
<b>Non-Current</b> (Unsecured and considered good)		
<b>Financial assets carried at amortised cost</b>		
Security deposits and earnest money deposits	49.47	32.36
Bank deposits with maturity of more than 12 months (refer note "a" below)	2.28	2.82
	<b>51.75</b>	<b>35.18</b>
<b>Current</b> (Unsecured and considered good)		
<b>Financial assets carried at amortised cost</b>		
Security deposits and Earnest money deposits	8.25	8.60
	<b>8.25</b>	<b>8.60</b>

**Notes:**

a. Bank deposits include deposits of INR 2.28 as at 31 March 2024 and INR 2.82 as at 31 March 2023 are lien marked with banks against which bank guarantees have been issued to government authorities.

	As at 31 March 2024	As at 31 March 2023
<b>7 Income tax assets and liabilities</b>		
<b>Income tax assets</b>		
Income tax receivable (net of provisions)	144.97	128.90
	<b>144.97</b>	<b>128.90</b>
<b>Income tax liabilities</b>		
Income tax payable (net of advance tax)	162.10	-
	<b>162.10</b>	<b>-</b>

(This page has been intentionally left blank)





Pharma Force Lab  
Notes forming part of the Special Purpose IND AS financial statements for the year ended 31 March 2024  
All amounts are in INR lacs unless otherwise stated

	As at 31 March 2024	As at 31 March 2023
<b>8 Other assets</b>		
<b>Non-Current (unsecured and considered good)</b>		
Capital advances	391.69	91.90
Prepaid Expenses	6.36	1.50
<b>(unsecured and considered doubtful)</b>		
Capital advances	53.41	10.81
Less: Allowance for doubtful advances	(53.41)	(10.81)
	<u>398.05</u>	<u>93.40</u>
<b>Current (unsecured and considered good)</b>		
Prepaid expenses	29.55	24.20
Advances to vendors (refer note a below)	149.71	74.14
Balances with Government authorities	547.72	346.80
	<u>726.98</u>	<u>445.14</u>

Note:

(a) Advance to Vendor includes due from related parties INR 41.23 Lacs (March 31, 2023: INR 17.69 Lacs) (refer note 30.3).

(b) Movement in allowance for doubtful advances

	For the year ended 31 March 2024	For the year ended 31 March 2023
Balance as at the beginning of the year	10.81	10.81
Provision recognised during the year	42.60	-
Provision utilised during the year	-	-
Balance as at the end of the year	<u>53.41</u>	<u>10.81</u>

	As at 31 March 2024	As at 31 March 2023
<b>9 Inventories (Valued at lower of cost and net realisable value unless otherwise stated) (refer accounting policy 2.06)</b>		
<b>Raw materials and Packing materials</b>		
In hand	3,085.17	3,106.41
In transit	191.45	462.18
Work-in-progress	454.84	463.38
Finished goods	207.33	163.33
Consumables	132.63	124.96
Development rights	-	-
	<u>4,071.42</u>	<u>4,320.26</u>

During the year ended, INR 45.00 lacs (March 31, 2023 : INR 71.55 lacs) was recognized as expense / (income) in respect of inventory provision on account of slow moving of inventories. These adjustments were included in cost of material consumed and change in inventories.

(This page has been intentionally left blank)



Pharma Force Lab  
Notes forming part of the Special Purpose IND AS financial statements for the year ended 31 March 2024  
All amounts are in INR lacs unless otherwise stated

	As at 31 March 2024	As at 31 March 2023
<b>10 Contract balances</b>		
Contract balances includes following:		
Trade receivables		
(valued at amortised cost)		
Unsecured, considered good	189.69	70.17
Unsecured, considered good - Related Parties (refer note 30.3)	2,899.32	2,415.41
	<u>3,089.01</u>	<u>2,485.58</u>

**10.1 Trade Receivables aging schedule**

As at March 31, 2024

Particulars	Current but not due	Outstanding for following periods from due date of payment					Total
		Less than 6 Months	6 months – 1 year	1-2 years	2-3 years	More than 3 years	
Undisputed Trade Receivables – considered good	2,775.72	289.89	23.40	-	-	-	3,089.01
	<u>2,775.72</u>	<u>289.89</u>	<u>23.40</u>	<u>-</u>	<u>-</u>	<u>-</u>	<u>3,089.01</u>

As at March 31, 2023

Particulars	Current but not due	Outstanding for following periods from due date of payment					Total
		Less than 6 Months	6 months – 1 year	1-2 years	2-3 years	More than 3 years	
Undisputed Trade Receivables – considered good	2,289.08	190.93	5.57	-	-	-	2,485.58
	<u>2,289.08</u>	<u>190.93</u>	<u>5.57</u>	<u>-</u>	<u>-</u>	<u>-</u>	<u>2,485.58</u>

- a. Trade Receivable represents the amount of consideration in exchange for goods or services transferred to the customers that is unconditional. Trade receivables are usually non-interest bearing and are on trade term of 30 days.
- b. The Firm has used a practical expedient by computing the expected credit loss allowance for trade receivables based on historical credit loss experience and adjusted for forward looking information.
- Receivables are deemed to be past due or impaired with reference to the Firm's normal terms and conditions of business. These terms and conditions are determined on a case to case basis with reference to the customer's credit quality and prevailing market conditions. Receivables that are classified as 'past due' in the below table are those that have not been settled within the terms and conditions that have been agreed with that customer.
- c. Trade receivables includes due from related parties INR 2,899.32lacs (March 31, 2023: INR 2,415.41 lacs) (refer note 30.3).
- d. Trade receivables represent the amount of consideration for transfer of goods or services to the customers that is unconditional.
- e. The company's exposure to credit and currency risk, and loss allowances related to trade receivables are disclosed in Note 30.5.
- f. There are no unbilled receivable.

**11 Cash and cash equivalents**

	As at 31 March 2024	As at 31 March 2023
Balances with banks - In current account	246.32	484.40
Cash in hand	0.89	0.52
	<u>247.21</u>	<u>484.92</u>

**Note:**

- a. There are no restrictions with regard to cash and cash equivalents as at the end of the reporting period and prior period.
- b. Short-term deposits are made of varying periods between one date to three months depending on the immediate cash requirements of the Firm and earn interest at the respective short-term deposits rates.
- c. The above balances are used for the purpose of statement of cash flows.
- d. Break up of financial assets carried at amortised cost:

	As at 31 March 2024	As at 31 March 2023
Loans (Note 13)	10.63	12.69
Trade receivable (Note 10)	3,089.01	2,485.58
Cash and cash equivalents (Note 11)	247.21	484.92
Other financial assets (Note 6)	51.75	35.18
Other bank balances (Note 12)	226.64	-
	<u>3,625.24</u>	<u>3,018.37</u>

**12 Other bank balances**

Fixed deposits with original maturity of more than three months but remaining maturity of less than twelve months	226.64	-
	<u>226.64</u>	<u>-</u>

**Note:**

- a. The deposits maintained by the Firm with banks comprise of the time deposits, which may be withdrawn by the Firm at any point of time without prior notice and are made of varying periods between one day to twelve months depending on the immediate cash requirements of the Firm and earn interest at the respective short-term deposit rates.
- b. Fixed deposit under lien are given as security to SIDBI against borrowings (refer note no. 15)

**13 Loans**

<b>Non - current</b> (unsecured and considered good, valued at amortised cost)		
<b>Current</b> (unsecured and considered good, valued at amortised cost)		
Loan to employees	10.63	12.69
	<u>10.63</u>	<u>12.69</u>



Pharma Force Lab  
Notes forming part of the Special Purpose IND AS financial statements for the year ended 31 March 2024  
All amounts are in INR lacs unless otherwise stated

	As at 31 March 2024	As at 31 March 2023
<b>14 Partner's capital</b>		
Partners capital	9,126.80	9,630.55
	<b>9,126.80</b>	<b>9,630.55</b>
<b>Notes:</b>		
	As at	As at
<b>Particulars</b>	<b>31 March 2024</b>	<b>31 March 2023</b>
Partner's capital at the beginning of the period/year	9,630.55	9,696.65
Add : Capital contributed during the year		
Add : Profit earned during the year	577.48	633.90
Less : Capital withdrawn during the year	(1,081.23)	(700.00)
<b>Partner's capital at the end of the year</b>	<b>9,126.80</b>	<b>9,630.55</b>

(i) Details of share held by partners:

	As at 31 March 2024		As at 31 March 2023	
	Amount (in lacs)	% of profit sharing	Amount (in lacs)	% of profit sharing
Shashi Bala Tyagi	1,706.43	18.50%	1,799.67	18.69%
Veer Pal Singh	1,707.01	18.50%	1,800.25	18.69%
Appian Properties Private Limited	5,713.37	63.00%	6,030.63	62.62%
	<b>9,126.80</b>	<b>100.00%</b>	<b>9,630.55</b>	<b>100.00%</b>

(This page has been intentionally left blank)



Pharma Force Lab  
Notes forming part of the Special Purpose IND AS financial statements for the year ended 31 March 2024  
All amounts are in INR lacs unless otherwise stated

	As at 31 March 2024	As at 31 March 2023
<b>15 Borrowings</b>		
<b>Non-current (Secured, at amortised cost)</b>		
Term loans from bank	723.71	-
Current maturity of term loan	(139.00)	-
	<b>584.71</b>	<b>-</b>
<b>Current (Secured, at amortised cost)</b>		
Current maturity of term loan	139.00	-
	<b>139.00</b>	<b>-</b>

**Note:**

a) The Firm has availed secured term loan of INR 720.37 Lacs as on February 20, 2024 against the sanctioned term loan amount of INR 750.00 lacs from Small Industries Development Bank of India (hereinafter referred to as SIDBI). The current outstanding amount against the loan is INR 723.71 lacs. The Loan shall be utilized by the Borrower for expansion by way of procurement of plant and machinery. The Loan shall be repaid by the Borrower to SIDBI in 54 Monthly installments after a moratorium of 6 months from the date of first disbursement of the loan as per the Repayment.

The above loan carries interest in the range of 7.70% p.a. and is secured by way of following:

i) First Charge by way of hypothecation in favour of SIDBI of the plant and machinery and other assets procured or to be procured under 4E Scheme located at Plot No- 53- JS, Industrial Area, Rajban Road, Paonta. Sah ib. Sinraur, Himachal Pradesh, 173025 at a total cost of Rs.750 lakh

ii) First charge by way of Pledge of SIDBI FDR of Rs.225.00 lakh lien marked in favour of SIDBI as collateral security.

b) The Company has not defaulted on repayment of loans and interest during the year.

c) Movement of borrowing during the year is as follows:

Particulars	Non Current borrowings		Current borrowings		Net Debts	
	31-03-2024	31-03-2023	31-03-2024	31-03-2023	31-03-2024	31-03-2023
Opening balances	-	-	-	-	-	-
Cash Inflows	584.71	-	139.00	-	723.71	-
Cash Outflows	-	-	-	-	-	-
Other non-cash adjustments	-	-	-	-	-	-
<b>Closing balances</b>	<b>584.71</b>	<b>-</b>	<b>139.00</b>	<b>-</b>	<b>723.71</b>	<b>-</b>

**16 Provisions**

**Non-current**

Provision for employee benefits

Provision for gratuity (net) (refer note 30.1)

85.57

83.62

**85.57**

**83.62**

**Current**

Provision for employee benefits

Provision for compensated absences

Provision for gratuity (net) (refer note 30.1)

86.75

6.73


**93.48**

70.61

9.23

**79.84**


(This page has been intentionally left blank)



	As at 31 March 2024	As at 31 March 2023		
<b>17 Deferred tax balances</b>				
Deferred tax liabilities	(696.40)	(516.82)		
Deferred tax assets	212.41	105.50		
<b>Deferred tax assets / (liabilities) (net)</b>	<b>(483.99)</b>	<b>(411.32)</b>		
<b>Year ended 31 March 2024</b>	<b>Opening Balance</b>	<b>Recognised in Profit or loss</b>	<b>Recognised in other comprehensive Income</b>	<b>Closing balance</b>
<b>Deferred tax liabilities in relation to</b>				
Accelerated depreciation for tax purposes	(516.82)	(179.58)	-	(696.40)
	<b>(516.82)</b>	<b>(179.58)</b>	<b>-</b>	<b>(696.40)</b>
<b>Deferred tax assets in relation to</b>				
Provision for employee benefits	57.12	6.68	(1.23)	62.56
Provision for doubtful loans and advances	3.77	14.89	-	18.66
Bonus payable	22.83	4.02	-	26.85
Provision for disallowance under section 43B of Income Tax Act	-	68.00	-	68.00
Provision for Inventory	13.41	15.72	-	29.13
AMT Credit Entitlement	-	-	-	-
Deferred Government Grant	8.37	(1.16)	-	7.21
	<b>105.50</b>	<b>108.14</b>	<b>(1.23)</b>	<b>212.41</b>
<b>Deferred tax liabilities (net)</b>	<b>(411.32)</b>	<b>(71.44)</b>	<b>(1.23)</b>	<b>(483.99)</b>
<b>Year ended 31 March 2023</b>	<b>Opening Balance</b>	<b>Recognised in Profit or loss</b>	<b>Recognised in other comprehensive Income</b>	<b>Closing balance</b>
<b>Deferred tax liabilities in relation to</b>				
Accelerated depreciation for tax purposes	(402.02)	(114.80)	-	(516.82)
	<b>(402.02)</b>	<b>(114.80)</b>	<b>-</b>	<b>(516.82)</b>
<b>Deferred tax assets in relation to</b>				
Provision for employee benefits	54.83	7.70	(5.41)	57.12
Provision for doubtful loans and advances	4.19	(0.42)	-	3.77
Bonus payable	18.89	3.93	-	22.83
Deferred Government Grant	9.53	(1.16)	-	8.37
Provision for Inventory	36.90	(23.49)	-	13.41
	<b>124.34</b>	<b>(13.44)</b>	<b>(5.41)</b>	<b>105.50</b>
<b>Deferred tax liabilities (net)</b>	<b>(277.68)</b>	<b>(128.24)</b>	<b>(5.41)</b>	<b>(411.32)</b>

Deferred tax assets and liabilities are being offset as they relate to taxes on income levied by the same governing taxation laws.

(This page has been intentionally left blank)



Pharma Force Lab  
Notes forming part of the Special Purpose IND AS financial statements for the year ended 31 March 2024  
All amounts are in INR lacs unless otherwise stated

	As at 31 March 2024	As at 31 March 2023
<b>18 Other liabilities</b>		
<b>Non-current</b>		
Deferred government grant (refer note below)	17.29	20.62
	<b>17.29</b>	<b>20.62</b>
<b>Current</b>		
Statutory liabilities	23.34	20.25
Advance from customer	1.50	0.99
Deferred government grant (refer note below)	3.33	3.33
	<b>28.17</b>	<b>24.57</b>

Note:

a. The Firm received capital subsidy amounting to INR 50.00 lacs during the year 2018-19 under the Central Investment subsidy scheme based on the investment in plant and machinery at its manufacturing units at Paonta Sahib, Himachal Pradesh. There are no unfulfilled conditions and contingencies attached to these grants. Such government grant is being amortised over the useful life of such assets.

b. Movement of government grant:

Opening balance	23.95	27.28
Add: grant received during the year	-	-
Less: government grant income (refer note 22)	(3.33)	(3.33)
Closing balance	<b>20.62</b>	<b>23.95</b>

**19 Trade payables**

<b>Current</b>		
i. total outstanding dues of micro enterprises and small enterprises (refer note "d" below)	1,843.17	1,002.68
ii. total outstanding dues of creditors other than micro enterprises and small enterprises	5,082.62	4,571.73
	<b>6,925.79</b>	<b>5,574.41</b>

**Trade Payable aging schedule**

**As at March 31, 2024**

Particulars	Unbilled	Not due	Outstanding for following periods from due date of payment				Total
			Less than 1 year	1-2 years	2-3 years	More than 3 years	
Total outstanding dues of micro enterprises and small enterprises	-	393.49	1,386.82	62.87	-	-	1,843.17
Total outstanding dues of creditors other than micro enterprises and small enterprises	234.08	1,959.37	2,835.69	0.49	51.86	1.13	5,082.62
<b>Total</b>	<b>234.08</b>	<b>2,352.86</b>	<b>4,222.51</b>	<b>63.35</b>	<b>51.86</b>	<b>1.13</b>	<b>6,925.79</b>

**As at March 31, 2023**

Particulars	Unbilled	Not due	Outstanding for following periods from due date of payment				Total
			Less than 1 year	1-2 years	2-3 years	More than 3 years	
Total outstanding dues of micro enterprises and small enterprises	-	651.19	338.29	13.20	-	-	1,002.68
Total outstanding dues of creditors other than micro enterprises and small enterprises	60.39	2,246.89	2,196.93	51.46	-	16.06	4,571.73
<b>Total</b>	<b>60.39</b>	<b>2,898.08</b>	<b>2,535.22</b>	<b>64.66</b>	<b>-</b>	<b>16.06</b>	<b>5,574.41</b>

a. The average credit period on purchases is upto 60 days for the Firm. The Firm however ensures that all payables are paid within the pre agreed credit limits.  
b. Trade Payables include due to related parties INR 1918.05 lacs (31 March 2023 : INR 1,963.79 lacs). For terms and conditions with related parties, refer to Note 30.3.  
c. The amounts are unsecured and non-interest bearing and are normally settled on 60 days terms.

d. Information as required to be furnished as per section 22 of the Micro, Small and Medium Enterprises Development Act, 2006 (MSMED Act) for the year ended 31 March 2023 is given below. This information has been determined to the extent such parties have been identified on the basis of information available with the Firm.

	As at 31 March 2024	As at 31 March 2023
The principal amount and the interest due thereon remaining unpaid to any supplier covered under MSMED Act:		
- Principal amount	1,692.70	939.73
- Interest thereon	150.47	58.86
the amount of interest paid by the buyer in terms of section 16, of the MSMED Act, 2006 along with the amounts of the payment made to the supplier beyond the appointed day during each accounting year	-	-
the amount of interest due and payable for the period of delay in making payment (which have been paid but beyond the appointed day during the year) but without adding the interest specified under this Act	-	-
the amount of interest accrued and remaining unpaid at the end of each accounting year	150.47	58.86
The amount of further interest remaining due and payable even in the succeeding years, until such date when the interest dues above are actually paid to the small enterprise for the purpose of disallowance as a deductible expenditure under section 23 of the MSMED Act, 2006	-	-

**20 Other financial liabilities  
(Valued at amortised cost)**

<b>Current</b>		
Payable for purchase of property, plant and equipment	201.12	134.19
	<b>201.12</b>	<b>134.19</b>



	Year ended 31 March 2024	Year ended 31 March 2023
<b>21 Revenue from operations</b>		
<b>21.1 Revenue from contracts with customers</b>		
Sale of products	23,401.13	19,848.19
	<b>23,401.13</b>	<b>19,848.19</b>
<b>(a) Disaggregated revenue information</b>		
Set out below is the disaggregation of the Firm's revenue from contracts with customers:		
<b>Segment</b>		
	Year ended 31 March 2024	Year ended 31 March 2023
<b>Type of goods/services</b>		
Sale of pharmaceutical products	23,401.13	19,848.19
<b>Total revenue from contracts with customers</b>	<b>23,401.13</b>	<b>19,848.19</b>
<b>Revenue by location of customers</b>		
India	23,401.13	19,848.19
Outside India	-	-
<b>Total revenue from contracts with customers</b>	<b>23,401.13</b>	<b>19,848.19</b>
<b>Timing of revenue recognition</b>		
Goods transferred at a point in time	23,401.13	19,848.19
<b>Total revenue from contracts with customers</b>	<b>23,401.13</b>	<b>19,848.19</b>
<b>(b) Contract balances</b>		
Trade receivables	3,089.01	2,485.58
Trade receivables are non interest bearing. Credit period generally falls in the range of 30 to 90 days.		
<b>(c) Reconciling the amount of revenue recognised in the statement of profit and loss with the contracted price</b>		
Revenue as per contracted price	23,562.36	20,029.33
<b>Adjustments:</b>		
Sales return	(161.23)	(181.14)
<b>Revenue from contracts with customers</b>	<b>23,401.13</b>	<b>19,848.19</b>
<b>(d) Performance obligations</b>		
Performance obligation in respect of sale of goods is satisfied when control of the goods is transferred to the customer, generally on delivery of the goods and payment is generally due within 30 days from delivery of goods (refer accounting policy 2.08).		
<b>22 Other income</b>		
<b>Interest income</b>		
Interest income earned on:		
- bank deposits (at amortised cost)	2.34	1.70
- financial assets (at amortised cost)	2.10	1.30
Interest received on income tax refund	9.71	-
	<b>14.15</b>	<b>3.00</b>
<b>Other non-operating income</b>		
Government grant income (refer note 18)	3.33	3.33
Scrap sales	14.60	-
Gain on sale of property, plant and equipment (net)	0.04	-
Gain on foreign currency transactions and translation (net)	0.84	1.15
Miscellaneous income	-	49.04
	<b>18.81</b>	<b>53.52</b>
	<b>32.96</b>	<b>56.52</b>



Pharma Force Lab  
Notes forming part of the Special Purpose IND AS financial statements for the year ended 31 March 2024  
All amounts are in INR lacs unless otherwise stated

	Year ended 31 March 2024	Year ended 31 March 2023
<b>23 Cost of raw material and components consumed</b>		
<b>Raw material and components consumed</b>		
Inventory at the beginning of the Year (refer note 9)	3,568.59	3,420.06
Add: Purchases	17,335.48	15,293.53
	<b>20,904.07</b>	<b>18,713.59</b>
Less: inventory at the end of the Year (refer note 9)	(3,276.62)	(3,568.59)
	<b>17,627.45</b>	<b>15,145.00</b>
<b>24 Changes in inventories of finished goods and work in progress</b>		
<b>Opening Stock:</b>		
Finished goods	163.33	291.01
Work in progress	463.38	422.25
	626.71	713.26
<b>Closing Stock:</b>		
Finished goods	207.33	163.33
Work in progress	454.84	463.38
	662.17	626.71
<b>Net decrease/(increase) in inventories of finished goods and work in progress</b>	<b>(35.46)</b>	<b>86.55</b>
<b>25 Employee benefits expense</b>		
Salaries, wages and bonus	1,902.40	1,350.26
Contribution to provident and other fund	118.45	86.52
Gratuity expense (refer note 30.1)	27.95	39.21
Staff welfare expenses	140.73	115.75
	<b>2,189.53</b>	<b>1,591.74</b>
<b>Note:</b> The Code on Social Security, 2020 ('Code') relating to employee benefits during employment and post-employment benefits received Presidential assent in September 2020. The Code has been published in the Gazette of India. However, the date on which the Code will come into effect has not been notified and the final rules/interpretation have not yet been issued. The Firm will assess the impact of the Code when it comes into effect and will record any related impact in the period the Code becomes effective. Based on a preliminary assessment, the Firm believes the impact of the change will not be significant."		
<b>26 Finance Costs</b>		
Interest on delay deposit of income tax	2.88	0.07
Other finance costs (refer note 19)	91.61	49.57
	<b>94.49</b>	<b>49.64</b>
<b>27 Depreciation and amortisation expense</b>		
Depreciation on property, plant and equipment (refer note 3)	600.59	479.28
Amortisation of intangible assets (refer note 4)	0.99	0.63
Depreciation of Right-of-use assets (refer note 3.1)	7.86	7.84
	<b>609.44</b>	<b>487.75</b>

(This page has been intentionally left blank)





Pharma Force Lab  
Notes forming part of the Special Purpose IND AS financial statements for the year ended 31 March 2024  
All amounts are in INR lacs unless otherwise stated

	Year ended 31 March 2024	Year ended 31 March 2023
<b>28 Other expenses</b>		
Consumption of stores and spares	105.59	62.42
Power and fuel	660.84	526.71
Rent	9.83	9.27
Repair and maintenance		
- Machinery	129.72	121.14
- Building	143.29	85.10
- others	64.81	65.36
Insurance	18.29	18.42
Rates and taxes	16.35	17.46
Communication expenses	3.96	3.19
Postage and courier	1.32	1.77
Travelling and conveyance	31.08	19.51
Printing and stationery	26.55	26.51
Freight cartage and other distribution cost	230.65	212.96
Donation and contributions	5.34	4.91
Legal and professional charges	37.24	20.33
Payments to auditors (refer note below)	9.25	8.83
Advertising and sales promotion expenses	12.93	14.03
Testing and inspection charges	334.06	310.06
Bank charges	0.39	0.20
Loss on sale and write off of property, plant and equipment (net)	-	1.12
Trade and other receivables written off	42.60	-
Miscellaneous expenses	49.83	58.05
<b>Total</b>	<b>1,933.92</b>	<b>1,587.35</b>
<b>Note:</b>		
Payments to the auditors (excluding input tax)		
I To statutory auditors		
a) Audit fees	9.25	8.81
b) Reimbursement of expenses	-	0.02
	<b>9.25</b>	<b>8.83</b>

(This page has been intentionally left blank)



	Year ended 31 March 2024	Year ended 31 March 2023
29	<b>Income taxes</b>	
29.1	<b>Income tax recognised in the Statement of profit and loss</b>	
	<b>Current tax</b>	
	In respect of the current year	228.80
	Adjustment relating to previous year	(24.20)
	<b>368.08</b>	<b>204.60</b>
	<b>Deferred tax</b>	
	In respect of the current year	128.24
	<b>71.44</b>	<b>128.24</b>
	<b>439.52</b>	<b>332.84</b>
	<b>Total income tax expense recognised in the current year</b>	
	The Income tax expense for the year can be reconciled to the accounting profit as follows:	
	<b>1,014.72</b>	<b>956.68</b>
	<b>Profit before tax from continuing and discontinuing operations</b>	
	Statutory income tax rate	34.944%
	Income tax expense at statutory income tax rate	334.30
	Effect of expenses that are not deductible in determining taxable profit	119.77
	Income Tax in respect of the previous period	(24.20)
	Adjustments recognised in the current year in relation to the previous years	1.58
	<b>439.52</b>	<b>431.45</b>
	<b>At the effective income tax rate of 43.31 % (31 March 2023: 45.1 % )</b>	
29.2	<b>Income tax recognised in other comprehensive income</b>	
	Income tax relating to item that will not be reclassified to profit or loss	
	- Remeasurement of the defined benefit plan	(5.41)
	<b>(1.23)</b>	<b>(5.41)</b>
	<b>Total income tax expense recognised in other comprehensive income</b>	

(This page has been intentionally left blank)



30 Commitments and contingencies

A. Contingent liabilities (to the extent not provided for)

	As at 31 March 2024	As at 31 March 2023
Disputed tax liabilities		
Disallowances/ additions made by the Income tax department pending before tax authorities for AY 18-19, AY 19-20 and AY 22-23 .	143.55	11.63
	<b>143.55</b>	<b>11.63</b>

**Note:** The Firm is contesting the demands and the management, including its tax advisors, believe that its position will likely to be upheld in the appellate process and accordingly no provision has been accrued in the financial statements for the tax demand raised. The management believes that the ultimate outcome of this proceeding will not have a material adverse effect on the Firm's financial position and results of operations.

B. Commitments

	As at 31 March 2024	As at 31 March 2023
(i) Estimated amount of contracts remaining to be executed on capital account and not provided for (Net of advances)	670.84	173.46
	<b>670.84</b>	<b>173.46</b>

The Firm has other commitments, for purchase orders which are issued after considering requirements as per operating cycle for purchase of goods and services, in normal course of business.

*(This page has been intentionally left blank)*



30 Other notes on accounts

30.1 Employee Benefits:

A. Defined contribution plan

The Firm's contribution to the Employees Provident Fund is deposited with the Regional Provident Fund Commissioner for qualifying employees. Under the scheme, the Firm is required to contribute a specified percentage of payroll cost to the retirement benefit plan to fund the benefits.

Contribution to Defined Contribution Plan, recognised as expense for the year is as under:

	As at 31 March 2024	As at 31 March 2023
Employer's Contribution towards Provident Fund (PF)	62.55	50.02
Employer's Contribution towards ESI	19.32	16.69
	<b>81.87</b>	<b>66.71</b>

B. Defined benefit plan – Gratuity plan

The Firm's contribution towards its gratuity liability is a defined benefit retirement plan.

The gratuity liability arises on retirement, withdrawal, resignation and death of an employee. The aforesaid liability is calculated on the basis of fifteen days salary (i.e. last drawn basic salary) for each completed year of service subject to completion of four years and two forty days in service.

In accordance with Payment of Gratuity Act, 1972, the Firm contributes to a defined benefit plan ("the gratuity plan") run by Pharma Force Lab Employees Group Gratuity Trust ("the trust"). The trust has taken a Group Gratuity Scheme which is administered by Life Insurance Corporation ("LIC") of India.

(i) Risks associated with Plan Provisions

Risks associated with the plan provisions are actuarial risks. These risks are:- (i) investment risk, (ii) interest rate risk (discount rate risk), (iii) mortality risk and (iv) salary growth risk.

Investment risk	The present value of the defined benefit plan liability is calculated using a discount rate determined by reference to Government Bonds Yield. If plan liability is funded and return on plan assets is below this rate, it will create a plan deficit.
Interest rate risk (discount rate risk)	A decrease in the bond interest rate (discount rate) will increase the plan liability
Mortality risk	The present value of the defined benefit plan liability is calculated by reference to the best estimate of the mortality of plan participants. For this report we have used Indian Assured Lives Mortality (2012-14) ultimate table.  A change in mortality rate will have a bearing on the plan's liability.
Salary growth risk	The present value of the defined benefit plan liability is calculated with the assumption of salary increase rate of plan participants in future. Deviation in the rate of increase of salary in future for plan participants from the rate of increase in salary used to determine the present value of obligation will have a bearing on the plan's liability.

The most recent actuarial valuation of the plan assets and the present value of the defined benefit obligation were carried out as at 31 March, 2024. The present value of defined benefit obligation, and the related current service cost and past service cost, were measured using the projected unit credit method.

(ii) Principal actuarial assumptions:

Principle actuarial assumption used to determine the present value of the benefit obligation are as follows:

S. No.	Particulars	Refer note below	As at 31 March 2024	As at 31 March 2023
i.	Discount rate (p.a.)	1	7.22%	7.36%
ii.	Salary escalation rate (p.a.)	3	10.00%	10.00%
iii.	Number of employees		454	396
iv.	Average remaining working life (years)		24.07	23.78
v.	Investment in LIC		100%	100%

Notes

- The discount rate is based on the prevailing market yields of Indian Government securities as at the balance sheet date for the estimated term of obligations.
- The expected return is based on the expectation of the average long term rate of return expected on investments of the fund during the estimated term of the
- The estimates of future salary increases considered takes into account the inflation, seniority, promotion and other relevant factors.

(iii) Demographic assumptions:

	As at 31 March 2024	As at 31 March 2023
Retirement age	58 years	58 years
Mortality rate	100% of IALM (2012-14)	100% of IALM (2012-14)
<b>Attrition rate</b>		
Upto 30 years	16.87%	15.39%
From 31 to 44 years	7.24%	8.74%
Above 44 years	1.45%	1.79%

The following tables set out the funded status of the gratuity plan and amounts recognised in the Firm's financial statements:



Pharma Force Lab  
Notes forming part of the Special Purpose IND AS financial statements for the year ended 31 March 2024  
All amounts are in INR lacs unless otherwise stated

a. Amounts recognised in the statement of profit and loss in respect of these defined benefits plans are as follows:

Particulars	Year ended	Year ended
	31 March 2024	31 March 2023
Current service cost	21.12	32.36
Net interest expenses	6.83	6.85
<b>Components of defined benefit costs recognised in statement of profit and loss</b>	<b>27.95</b>	<b>39.21</b>

b. Remeasurement on the net defined benefit liability:

Particulars	Year ended	Year ended
	31 March 2024	31 March 2023
Actuarial (gains)/losses due to change in demographic assumptions	4.37	1.79
Actuarial (gains)/losses due to change in financial assumptions	2.77	(2.88)
Actuarial (gains)/losses due to change in experience variance	(12.80)	(8.81)
Actuarial (gains)/losses due to change in plan assets	2.16	(5.57)
<b>Component of defined benefit costs recognised in other comprehensive income</b>	<b>(3.51)</b>	<b>(15.47)</b>

The current service cost and the net interest expense for the year are included in the 'Employee benefits expense' in the statement of profit and loss. The remeasurement of the net defined benefit liability is included in the other comprehensive income.

c. The amount included in the Balance Sheet arising from the entity's obligation in respect of its defined benefits plans as follows:

Particulars	As at	As at
	31 March 2024	31 March 2023
Present value of defined benefit obligation	193.58	165.90
Less: Fair Value of Plan Assets	(101.28)	(73.06)
<b>Unfunded status - deficit</b>	<b>92.30</b>	<b>92.85</b>
<b>Non-Current</b>	<b>85.57</b>	<b>83.62</b>
<b>Current</b>	<b>6.73</b>	<b>9.23</b>

d. Reconciliation of opening and closing balances of the defined benefit obligation:

Particulars	As at	As at
	31 March 2024	31 March 2023
Opening defined benefit obligation	165.90	137.71
Current service cost	21.12	32.35
Interest cost	12.23	9.90
Actuarial (gain)/loss on obligation	(5.66)	(9.90)
Benefits paid	-	(4.17)
<b>Closing defined benefit obligations</b>	<b>193.58</b>	<b>165.90</b>

e. Reconciliation of opening and closing balances of the plan assets:

Particulars	Year ended	Year ended
	31 March 2024	31 March 2023
Fair value of plan assets at the beginning of the year	73.06	42.39
Actual Income on Plan Asset	3.51	8.89
Fund Management Charges	(0.39)	(0.27)
Employer contribution	25.00	25.00
Benefits paid	-	(2.95)
<b>Fair value of plan assets at the end of the year</b>	<b>101.28</b>	<b>73.06</b>

f. Sensitivity analysis

Significant actuarial assumptions for the determination of the defined benefit obligation are discount rate and expected salary increase. The sensitivity analysis below have been determined based on reasonably possible changes of the assumptions occurring at the end of the reporting period, while holding all other assumptions constant.

Particulars	As at 31 March 2024		As at 31 March 2023	
	Decrease	Increase	Decrease	Increase
Discount Rate (-/+0.5%) (% change compared to base due to sensitivity)	12.05	(11.00)	9.47	(8.68)
Salary Growth Rate (-/+0.5%) (% change compared to base due to sensitivity)	(10.78)	11.68	(8.52)	9.19

The sensitivity analysis presented above may not be representative of the actual change in the defined benefit obligation as it is unlikely that the change in assumptions would occur in isolation of one another as some of the assumptions may be correlated.

Furthermore, in presenting the above sensitivity analysis, the present value of the defined benefit obligation has been calculated using the projected unit credit method at the end of the reporting period, which is the same as that applied in calculating the defined benefit liability recognised in the Balance sheet.

There was no change in the methods and assumptions used in preparing the sensitivity analysis from prior years.



Pharma Force Lab  
Notes forming part of the Special Purpose IND AS financial statements for the year ended 31 March 2024  
All amounts are in INR lacs unless otherwise stated

g. The expected maturity analysis of undiscounted defined benefit obligation is as follows:

Expected cash flows over the next

	As at 31 March 2024	As at 31 March 2023
First year	6.73	9.21
Second upto fifth year	61.80	49.09
Beyond fifth year	243.24	107.60
	<b>311.76</b>	<b>165.90</b>

Notes

- 1 The discount rate is based on the prevailing market yields of Indian Government securities as at the balance sheet date for the estimated term of obligations.
- 2 The estimates of future salary increase considered takes into account the inflation, seniority, promotion and other relevant factors.
- 3 The expected contribution in next year is INR 55.35 lacs (March 31, 2023: INR 33.76 lacs).

### 30.2 Segment Information

A. Basis for segmentation

The Firm's business activity falls within a single operating segment which is the manufacturing of medicines and operates in a single business segment based on the nature of the products, the risk and returns, organisation structure and the internal financial reporting systems. Therefore, there is no reportable segment for the Firm as per the requirement of IND AS 108 "Operating Segments".

B. Geographic Segment

The Firm operates only in one Country and does not have any separate identifiable geographic segment.

C. Major Customer

There are major customers which accounted for 10% or more of the company's revenue for the year ended 31 March 2024 and 31 March 2023 respectively. The total amount of revenue from such customers are INR 20,346.38 lacs (March 31, 2023 : INR 7,289.77 lacs)

*(This page has been intentionally left blank)*



30.3 Related party disclosures

a. List of related parties and relationships

Relationship	Name of related parties
Enterprise/ Relatives under significant influence of Partners	NS Industries A to Z Packers A.S. Packers Copmed Pharmaceuticals Private Limited Sirmour Remedies Private Limited Relax Pharmaceuticals Private Limited Sirmour Pet Industries Pharma Pet Industries Mediforce Healthcare Private Limited Mankind Specialities Mankind Pharma Limited Vetbesta Labs Medipack innovations Private Limited JPR Labs Private Limited Paonta Process Equipments Pharma force excipients Private Limited JC Juneia Foundation Pharma Force Lab Employees Group Gratuity Scheme Sirmour Green Enviroh Private Limited J.K. Print & Pack Surbhi Herbals Mankind Prime Labs Private Limited Om Sai Pharma Pack (till November 30, 2021) ANM Pharma Private Limited Printman Pathkind Diagnostic Private Limited Lifestar Pharmaceuticals Private Limited Shree Jee Laboratory Private Limited Mediforce Research Private Limited Paonta Process
Partners and their relatives	Smt. Shashi Bala Sh. Veer Pal Singh Apian Properties Private Limited Mr. Sheetal Arora (Director in Apian Properties Private Limited)


(This page has been intentionally left blank)



**Pharma Force Lab**  
**Notes forming part of the financial statements for the year ended 31 March 2024**  
**All amounts are in INR lacs unless otherwise stated**

**b. Transactions during the year**

Particulars	Enterprise under significant influence of Partners		Partners and their relatives		Total	
	Year ended ended 31 March 2024	Year ended ended 31 March 2023	Year ended ended 31 March 2024	Year ended ended 31 March 2023	Year ended ended 31 March 2024	Year ended ended 31 March 2023
<b>a) Purchase of goods</b>						
NS Industries	1,226.09	1,085.53	-	-	1,226.09	1,085.53
A to Z Packers	684.35	657.77	-	-	684.35	657.77
A.S. Packers	845.08	776.82	-	-	845.08	776.82
Printman	33.97	38.46	-	-	33.97	38.46
Copmed Pharmaceuticals Private Limited	58.41	18.31	-	-	58.41	18.31
Sirmour Remedies Private Limited	129.73	8.73	-	-	129.73	8.73
Relax Pharmaceuticals Private Limited	3.21	0.49	-	-	3.21	0.49
Sirmour Pet Industries	787.89	750.10	-	-	787.89	750.10
Pharma Pet Industries	132.96	84.68	-	-	132.96	84.68
Mediforce Healthcare Private Limited	116.06	13.34	-	-	116.06	13.34
Mankind Specialities	0.34	-	-	-	0.34	-
Mankind Pharma Limited	9.35	8.66	-	-	9.35	8.66
J.K. Print & Pack	24.76	12.99	-	-	24.76	12.99
Om Sai Pharma Pack	127.60	151.41	-	-	127.60	151.41
Medipack innovations Private Limited	685.01	633.88	-	-	685.01	633.88
JPR Labs Private Limited	248.37	371.71	-	-	248.37	371.71
ANM Pharma Private Limited	258.04	639.29	-	-	258.04	639.29
Surbhi Herbals	395.54	377.77	-	-	395.54	377.77
Vetbesta Labs	0.04	0.92	-	-	0.04	0.92
Pharma Force Excipients Pvt Ltd	55.34	21.26	-	-	55.34	21.26
Paonta Process Equipments	2.49	10.90	-	-	2.49	10.90
Paonta Process	168.15	9.80	-	-	168.15	9.80
Upakarma Ayurveda Private Limited	77.10	-	-	-	77.10	-
Mediforce Research Private Limited	30.36	-	-	-	30.36	-
Parkleton Private Limited	469.93	-	-	-	469.93	-
<b>b) Sales</b>						
<b>i. Finished Goods</b>						
Mankind Pharma Limited	20,193.27	18,264.09	-	-	20,193.27	18,264.09
Mankind Prime Labs Private Limited	2,302.24	1,085.86	-	-	2,302.24	1,085.86
Mediforce Healthcare Private Limited	3.20	1.96	-	-	3.20	1.96
Sirmour Remedies Private Limited	1.16	-	-	-	1.16	-
Jagdish Chand Juneja Foundation	2.14	1.78	-	-	2.14	1.78
Copmed Pharmaceuticals Private Limited	0.05	-	-	-	0.05	-
J.K. Print & Pack	0.28	-	-	-	0.28	-
Upakarma Ayurveda Private Limited	149.53	-	-	-	149.53	-
<b>ii. Raw Material/Packing Material</b>						
Mediforce Healthcare Private Limited	326.79	41.82	-	-	326.79	41.82
Mankind Pharma Limited	10.92	2.77	-	-	10.92	2.77
Copmed Pharmaceuticals Private Limited	1.54	57.10	-	-	1.54	57.10
Sirmour Remedies Private Limited	50.63	28.94	-	-	50.63	28.94
Vetbesta Labs	0.01	0.14	-	-	0.01	0.14
Relax Pharmaceuticals Private Limited	1.42	11.68	-	-	1.42	11.68
J.K. Print & Pack	1.47	3.94	-	-	1.47	3.94
Mankind Specialities	0.07	0.17	-	-	0.07	0.17
Mediforce Research Private Limited	2.91	4.98	-	-	2.91	4.98
Pharmaforce Excipients Pvt Ltd	4.52	0.23	-	-	4.52	0.23
Lifestar Pharma Private Limited	2.22	3.06	-	-	2.22	3.06
Mankind Research Center	0.01	-	-	-	0.01	-
Shivalik Solid Waste Management Limited	0.02	-	-	-	0.02	-
Qualitek Starch Private Limited	0.02	-	-	-	0.02	-
Upakarma Ayurveda Private Limited	1.10	-	-	-	1.10	-
<b>c) Other transactions</b>						
<b>Printing &amp; Stationary</b>						
A.S. Packers	15.75	16.15	-	-	15.75	16.15
Paonta Process Equipments	0.02	0.16	-	-	0.02	0.16
Paonta Process	0.35	-	-	-	0.35	-
<b>Calibration Expenses</b>						
Relax Pharmaceuticals Private Limited	47.06	35.21	-	-	47.06	35.21
<b>Testing &amp; analysis</b>						
Mankind Pharma Limited	19.99	21.49	-	-	19.99	21.49
Mediforce Research Private Limited	166.41	172.92	-	-	166.41	172.92
Paonta Process	2.73	-	-	-	2.73	-
Paonta Process Equipments	0.00	-	-	-	0.00	-
Shivalik Solid Waste Management Ltd.	0.03	-	-	-	0.03	-
A to Z Packers	0.08	-	-	-	0.08	-
A.S. Packers	0.13	-	-	-	0.13	-
<b>Reimbursement of Expenses</b>						
Mankind Pharma Limited	6.83	-	-	-	6.83	-
<b>Repairs &amp; maintenance</b>						
Paonta Process Equipments	58.37	101.20	-	-	58.37	101.20
Paonta Process	86.39	5.15	-	-	86.39	5.15
Mankind Pharma Limited	1.19	-	-	-	1.19	-
Mankind Specialities	1.12	-	-	-	1.12	-
Shivalik Solid Waste Management Ltd.	-	-	-	-	-	-





**Pharma Force Lab**  
**Notes forming part of the financial statements for the year ended 31 March 2024**  
**All amounts are in INR lacs unless otherwise stated**

**b. Transactions during the year**

Particulars	Enterprise under significant influence of Partners		Partners and their relatives		Total	
	Year ended ended 31 March 2024	Year ended ended 31 March 2023	Year ended ended 31 March 2024	Year ended ended 31 March 2023	Year ended ended 31 March 2024	Year ended ended 31 March 2023
<b>Consumable expenses</b>						
A To Z Packers	0.12	0.38	-	-	0.12	0.38
Paonta Process Equipments	1.66	0.99	-	-	1.66	0.99
Jagdish Chand Juneja Foundation	-	0.58	-	-	-	0.58
A. S. Packers	0.44	-	-	-	0.44	-
Mediforce Research Private Limited	0.78	36.08	-	-	0.78	36.08
Pharmaforce Excipient	-	0.14	-	-	-	0.14
Paonta Process	0.73	-	-	-	0.73	-
Copmed Pharmaceuticals Private Limited	0.00	-	-	-	0.00	-
NS Industries	1.38	-	-	-	1.38	-
Relax Pharmaceuticals Private Limited	0.00	-	-	-	0.00	-
Medipack innovations Private Limited	1.08	-	-	-	1.08	-
<b>Staff Welfare Expenses</b>						
A.S. Packers	0.06	0.17	-	-	0.06	0.17
Paonta Process Equipments	0.01	0.19	-	-	0.01	0.19
Pathkind Diagnostic Pvt. Ltd.	3.92	-	-	-	3.92	-
Jagdish Chand Juneja Foundation	-	0.04	-	-	-	0.04
Paonta Process	0.19	-	-	-	0.19	-
Mediforce Research Private Limited	0.01	-	-	-	0.01	-
<b>d) Other Charges (Other Expenses &amp; Miscellaneous Expenses)</b>						
Paonta Process	0.68	-	-	-	0.68	-
Paonta Process Equipments	0.08	-	-	-	0.08	-
Copmed Pharmaceuticals Private Limited	0.04	-	-	-	0.04	-
<b>e) Purchase of Capital Goods</b>						
Paonta Process Equipments	164.05	453.67	-	-	164.05	453.67
Paonta Process	210.11	-	-	-	210.11	-
<b>e) Sale of Capital Goods</b>						
Mediforce Healthcare	4.20	12.73	-	-	4.20	12.73
Pharma Force Excipient Private Limited	111.26	-	-	-	111.26	-
Surbhi Herbals	0.50	-	-	-	0.50	-
<b>f) Donations</b>						
JC Juneja Foundation	0.60	4.91	-	-	0.60	4.91
<b>g) Capital withdrawal by Partners</b>						
Shashi Bala Tyagi	-	-	200.00	129.50	200.00	129.50
Veer Pal Singh	-	-	200.00	129.50	200.00	129.50
Appian Properties Private Limited	-	-	681.08	441.00	681.08	441.00
<b>h) Share of Profit / Loss of Partners</b>						
Shashi Bala Tyagi	-	-	136.45	118.18	136.45	118.18
Veer Pal Singh	-	-	136.45	118.18	136.45	118.18
Appian Properties Private Limited	-	-	464.66	402.44	464.66	402.44

(This page has been intentionally left blank)



Pharma Force Lab  
Notes forming part of the financial statements for the year ended 31 March 2024  
All amounts are in INR lacs unless otherwise stated

c. Balances as at year-end 31 March 2024

Particulars	Enterprise under significant influence of Partners		Partners and their relatives		Total	
	As at 31 March 2024	As at 31 March 2023	As at 31 March 2024	As at 31 March 2023	As at 31 March 2024	As at 31 March 2023
<b>Trade payables</b>						
Mankind Pharma Limited	3.84	17.84	-	-	3.84	17.84
A to Z Packers	323.32	163.42	-	-	323.32	163.42
A.S. Packers	455.16	247.13	-	-	455.16	247.13
Medipack innovations Private Limited	274.63	208.62	-	-	274.63	208.62
Relax Pharmaceuticals Private Limited	11.77	17.14	-	-	11.77	17.14
NS Industries	817.40	427.86	-	-	817.40	427.86
Printman	6.88	11.26	-	-	6.88	11.26
Surbhi Herbals	75.56	63.53	-	-	75.56	63.53
Sirmour Pet Industries	278.46	121.44	-	-	278.46	121.44
Pharma Pet Industries	39.26	16.60	-	-	39.26	16.60
ANM Pharma Private Limited	70.31	210.13	-	-	70.31	210.13
Om Sai Pharma Pack	42.36	75.22	-	-	42.36	75.22
JPR Labs Private Limited	49.59	334.63	-	-	49.59	334.63
Copmed Pharmaceuticals Private Limited	48.95	-	-	-	48.95	-
Sirmour Remedies Private Limited	117.60	-	-	-	117.60	-
Mediforce Research Private Limited	37.65	40.34	-	-	37.65	40.34
Pharma Force Excipients Private Limited	20.43	8.69	-	-	20.43	8.69
Mediforce Healthcare Private Limited	73.70	-	-	-	73.70	-
J.K. Print & Pack	1.53	-	-	-	1.53	-
Upakarma Ayurveda Private Limited	44.82	-	-	-	44.82	-
Paonta Process	16.17	-	-	-	16.17	-
Parkleton Private Limited	108.66	-	-	-	108.66	-
<b>Trade receivables</b>						
Mankind Pharma Limited	2,340.64	2,299.24	-	-	2,340.64	2,299.24
Mankind Prime Labs Private Limited	289.23	110.71	-	-	289.23	110.71
Copmed Pharmaceuticals Private Limited	0.01	-	-	-	0.01	-
J.K. Print & Pack	0.62	-	-	-	0.62	-
Mediforce Research Private Limited	-	5.46	-	-	-	5.46
Mediforce Healthcare Private Limited	130.93	-	-	-	130.93	-
Pharma Force Excipients Private Limited	137.89	-	-	-	137.89	-
Upakarma Ayurveda Private Limited	71.09	-	-	-	71.09	-
Shivalik Solid Waste Management Limited	0.02	-	-	-	0.02	-
Qualitek Starch Private Limited	0.02	-	-	-	0.02	-
<b>Advance From Customer</b>						
Pathkind Diagnostics	-	0.01	-	-	-	0.01
<b>Advance to Vendor</b>						
Paonta Process Equipments	41.23	3.64	-	-	41.23	3.64
Jagdish Chand Juneja Foundation	-	14.06	-	-	-	14.06
<b>Partner's Capital</b>						
Shashi Bala Tyagi	-	-	1,736.12	1,799.67	1,736.12	1,799.67
Veer Pal Singh	-	-	1,736.70	1,800.25	1,736.70	1,800.25
Appian Properties Private Limited	-	-	5,814.21	6,030.63	5,814.21	6,030.63

**Note:**

The transactions with related parties are made on terms equivalent to those that prevail in arm's length transactions. Outstanding balances at the period/year-end are unsecured and interest free and settlement occurs in cash. There have been no guarantees provided or received for any related party receivables or payables. For the year ended March 31, 2024, the Firm has recorded impairment of receivables amounting INR Nil (March 31, 2023 : INR Nil lacs) relating to amounts owed by related parties. This assessment is undertaken each financial year through examining the financial position of the related party and the market in which the related party operates.

(This page has been intentionally left blank)



### 30.4 Capital Management

For the purpose of the Firm's capital management, capital includes partners capital and all other equity reserves attributable to the partners of the Firm. The primary objective of the Firm's capital management is to safeguard the Firm's ability to remain as a going concern and maximise the partners value.

The Firm manages its capital structure and makes adjustments in light of changes in economic conditions, annual operating plans and long term and other strategic investment plans. In order to maintain or adjust the capital structure, the Firm may adjust the amount of capital withdrawal by partners or addition in partner's capital. The funding requirements are met through a mixture of partner's capital and internal fund generation as per the Firm's policy to meet anticipated funding requirements. The Firm is not subject to any externally imposed capital requirements.

No changes were made in the objectives, policies or processes for managing capital during the year ended 31 March 2024 and 31 March 2023.

Particulars	As at	
	31 March 2024	31 March 2023
Loans and borrowings	723.71	-
Less:- Cash and bank balance	(473.85)	(484.92)
<b>Net Debt</b>	<b>249.86</b>	<b>(484.92)</b>
Equity ( Net Worth )	9,126.80	9,630.55
Total Capital	<b>9,126.80</b>	<b>9,630.55</b>
Capital and Net Debt	9,376.66	9,145.63
<b>Gearing ratio (Net Debt/Capital and Net Debt)</b>	<b>2.66 %</b>	<b>(5.30)%</b>

### 30.5 Financial Instruments

#### Financial risk management objective and policies

This section gives an overview of the significance of financial instruments for the Firm and provides additional information on the balance sheet. Details of significant accounting policies, including the criteria for recognition, the basis of measurement and the basis on which income and expenses are recognised, in respect of each class of financial asset, financial liability and equity instrument are disclosed in Note 2.

#### Financial assets and liabilities:

The accounting classification of each category of financial instruments, and their carrying amounts, are set out below:

As at	FVTPL	FVTOCI	Amortised Cost	Total carrying value	Total fair value
<b>Financial assets</b>					
Investments	0.50	-	-	0.50	0.50
Trade receivables	-	-	3,089.01	3,089.01	3,089.01
Cash and cash equivalents	-	-	247.21	247.21	247.21
Other bank balances	-	-	226.64	226.64	226.64
Loans	-	-	10.63	10.63	10.63
Others	-	-	60.00	60.00	60.00
<b>Total</b>	<b>0.50</b>	<b>-</b>	<b>3,633.49</b>	<b>3,633.99</b>	<b>3,633.99</b>
<b>Financial liabilities</b>					
Trade payables	-	-	6,925.79	6,925.79	6,925.79
Others	-	-	201.12	201.12	201.12
<b>Total</b>	<b>-</b>	<b>-</b>	<b>7,850.62</b>	<b>7,850.62</b>	<b>7,850.62</b>
<b>As at 31 March 2023</b>					
<b>Financial assets</b>					
Investments	0.50	-	-	0.50	0.50
Trade receivables	-	-	2,485.58	2,485.58	2,485.58
Cash and cash equivalents	-	-	484.92	484.92	484.92
Other bank balances	-	-	-	-	-
Loans	-	-	12.69	12.69	12.69
Others	-	-	43.78	43.78	43.78
<b>Total</b>	<b>0.50</b>	<b>-</b>	<b>3,026.97</b>	<b>3,027.47</b>	<b>3,027.47</b>
<b>Financial liabilities</b>					
Trade payables	-	-	5,574.41	5,574.41	5,574.41
Others	-	-	134.19	134.19	134.19
<b>Total</b>	<b>-</b>	<b>-</b>	<b>5,708.60</b>	<b>5,708.60</b>	<b>5,708.60</b>

#### Fair value measurements

Fair value of the Firm's financial assets and liabilities that are measured at fair value on a recurring basis.

Fair values of financial assets and financial liabilities, including their levels in the fair value hierarchy, are presented below. It does not include the fair value information for financial assets and financial liabilities not measured at fair value if the carrying amount is a reasonable approximation of fair value.

#### Fair value hierarchy

Level 1 - Quoted prices (unadjusted) in active markets for identical assets or liabilities.

Level 2 - Inputs other than quoted prices included within Level 1 that are observable for the asset or liability, either directly (i.e., as prices) or indirectly (i.e., derived from prices).

Level 3 - Inputs for the assets or liabilities that are not based on observable market data (unobservable inputs).

Financial assets and financial liabilities	Fair value as at		Fair value hierarchy (Level)	Valuation techniques and key inputs
	As at	As at		
	31 March 2024	31 March 2023		
1) Investment in equity shares	0.50	0.50	3	See note i below

#### Note:

i. In the absence of observable inputs to measure fair value, the assets have been classified as level 3. The Firm has not given further disclosures since the amount involved is not material.

#### Fair value of the financial assets and liabilities that are not measured at fair value (but fair value disclosures are required)

The management considers that the carrying amounts of financial assets and financial liabilities recognised in the financial statement approximates their fair values.

#### Risk management objectives


The Firm's management has overall responsibility for the establishment and oversight of the Firm's risk management framework.

The Firm's risk management policies are established to identify and analyse the risks faced by the Firm, to set appropriate risk limits and controls and to monitor risks and adherence to limits. Risk management policies and systems are reviewed periodically to reflect changes in market conditions and the Firm's activities. The Firm, through its training, standards and procedures, aims to maintain a disciplined and constructive control environment in which all employees understand their roles and obligations.

The partners oversees how management monitors compliance with the Firm's risk management policies and procedures, and reviews the adequacy of the risk management framework in relation to the risks faced by the Firm.

#### Financial risk

The Firm's management approved financial risk policies comprise liquidity, currency, interest rate and credit risk. The Firm does not engage in speculative treasury activity but seeks to manage risk and optimize interest through proven financial instruments.



a) Credit risk

Credit risk refers to the risk that counterparty will default on its contractual obligations resulting in financial loss to the Firm. The Firm has adopted a policy of only dealing with creditworthy counterparties and obtaining sufficient collateral, where appropriate, as a means of mitigating the risk of financial loss from defaults. The Firm regularly monitors its counterparty limits by reviewing the outstanding balance and ageing of the same.

Possible credit risk

Credit risk related to trade receivables

Credit risk management

Credit risk is the risk of financial loss to the Firm if a customer or counterparty to a financial instrument fails to meet its contractual obligations, and arises principally from the Firm's receivables from customers and investment securities. Credit risk is managed through credit approvals, establishing credit limits and continuously monitoring the creditworthiness of customers to which the Firm grants credit terms in the normal course of business. The Firm establishes an allowance for doubtful debts and impairment that represents its estimate of incurred losses in respect of trade and other receivables and investments. Most of the trade receivables are from related party therefore, credit risk in respect of such trade receivables is considered negligible and allowance for expected credit loss has not been provided on those.

Credit risk related to bank balances

The Firm holds bank balances with reputed and creditworthy banking institution within the approved exposures limit of each bank. None of the Firm's cash equivalents, including time deposits with banks, are past due or impaired.

Other credit risk

The Firm is exposed to credit risk in relation to loans given to related parties.

The carrying value of the financial assets other than cash represents the maximum credit exposure. The Firm's maximum exposure to credit risk as at 31 March 2024 is INR 3386.57 lacs and as at 31 March 2023 is INR 2542.55 lacs.

b) Liquidity risk

Liquidity risk is the risk that the Firm will encounter difficulty in meeting the obligations associated with its financial liabilities that are settled by delivering cash or another financial asset. The Firm's approach to managing liquidity is to ensure, as far as possible, that it will have sufficient liquidity to meet its liabilities when they are due, under both normal and stressed conditions, without incurring unacceptable losses or risking damage to the Firm's reputation.

The Firm invests its surplus funds in bank fixed deposits, which carry no/low market risks. The Firm monitors funding options available in the debt and capital markets with a view to maintain financial flexibility. The Firm requires funds both for short-term operational needs as well as for long-term investment programme mainly in growth projects. The Firm generates sufficient cash flows from the current operations which together with the available cash and cash equivalents and short-term investments provide liquidity both in the short-term as well as in the long-term.

Financial liabilities

Trade payables  
Other financial liabilities

Total

As at 31 March 2024			
Less than 1 year	More than 1 year		Total
6,925.79	-		6,925.79
201.12	-		201.12
<b>7,850.62</b>	<b>-</b>		<b>7,850.62</b>

Financial liabilities

Trade payables  
Other financial liabilities

Total

As at 31 March 2023			
Less than 1 year	More than 1 year		Total
5,574.41	-		5,574.41
134.19	-		134.19
<b>5,708.60</b>	<b>-</b>		<b>5,708.60</b>

c) Interest rate risk

The Firm is not exposed to changes in market interest rate as it does not have borrowings. The Firm's fixed deposits are carried at amortised cost and are fixed rate deposits. They are therefore not subject to interest rate risk as defined in Ind AS 107, since neither the carrying amount nor the future cash flows will fluctuate because of a change in market interest rates.

d) Market risk

Market risk is the risk that changes in market prices – such as foreign exchange rates, interest rates and equity prices – will affect the Firm's income or the value of its holdings of financial instruments. Market risk is attributable to all market risk sensitive financial instruments including foreign currency receivables and payables. The Firm is not materially exposed to any of these market risks.

31 Leases

(i) The Firm's lease asset primarily consist of leases for land having lease term of 58 to 85 years.

(ii) Following is carrying value of right of use assets recognised and the movements thereof during the Year ended March 31, 2024:


Particulars	Right of Use Asset		Total
	Leasehold Land		
Balance as at April 1, 2022	486.52		486.52
Additions during the year	-		-
Deletion during the year	-		-
Depreciation of Right of use assets (refer note 27)	(7.84)		(7.84)
<b>Balance as at March 31, 2023</b>	<b>478.68</b>		<b>478.68</b>
Additions during the period	-		-
Deletion during the period	(7.86)		(7.86)
Depreciation of Right of use assets (refer note 27)	-		-
<b>Balance as at March 31, 2024</b>	<b>470.81</b>		<b>470.81</b>

32 Ratio analysis and its elements

Ratio	Numerator	Denominator	31 March 2024	31 March 2023	% Change	Remarks
Current Ratio	Current Assets	Current Liabilities	1.11	1.33	(16.82%)	Refer to remark 1 below
Return on Equity ratio	Net Profits after taxes	Average Partners' Capital	6.13%	6.74%	(9.04%)	
Inventory Turnover ratio	Cost of goods sold	Average Inventory	4.19	4.08	2.68 %	
Trade Receivable Turnover Ratio	Net credit sales = Gross credit sales - sales return	Average Trade Receivable	8.40	10.40	(19.31%)	
Trade Payable Turnover Ratio	Net credit purchases = Gross credit purchases - purchase return	Average Trade Payables	2.77	3.58	(22.46%)	
Net Capital Turnover Ratio	Net sales = Total sales - sales return	Working capital = Current assets - Current liabilities	28.18	10.21	176.01 %	Refer to remark 2 below
Net Profit ratio	Net Profit	Net sales = Total sales - sales return	2.46%	3.14%	(21.80%)	
Return on Capital Employed	Earnings before interest and taxes	Capital Employed = Tangible Net Worth + Total Debt + Deferred Tax liability	11.38%	10.02%	13.53 %	

Remarks

- Current ratio has decreased primarily due to increase in trade payable.
- Net Capital Turnover Ratio has increased primarily on account of increase in sales during the year.
- The ratios which are not applicable to the firm have not been disclosed above.



33 Other Information

(i) The Firm have not traded or invested in Crypto currency or Virtual Currency during the financial year

(ii) The Firm have not advanced or loaned or invested funds to any other person(s) or entity(ies), including foreign entities (Intermediaries) with the understanding that the Intermediary shall:

- (a) directly or indirectly lend or invest in other persons or entities identified in any manner whatsoever by or on behalf of the firm (Ultimate Beneficiaries) or
- (b) provide any guarantee, security or the like to or on behalf of the Ultimate Beneficiaries firm

(iv) The Firm have not received any fund from any person(s) or entity(ies), including foreign entities (Funding Party) with the understanding (whether recorded in writing or otherwise) that the firm shall:

- (a) directly or indirectly lend or invest in other persons or entities identified in any manner whatsoever by or on behalf of the Funding Party (Ultimate Beneficiaries) or
- (b) provide any guarantee, security or the like on behalf of the Ultimate Beneficiaries firm

(v) The Firm have not any such transaction which is not recorded in the books of accounts that has been surrendered or disclosed as income during the year in the tax assessments under the Income Tax Act, 1961 (such as, search or survey or any other relevant provisions of the Income Tax Act, 1961


(vi) The firm do not have any transactions with companies struck off.

34 The figures have been rounded off to the nearest Lacs of rupees upto two decimal places.

35 Note No.1 to 35 form integral part of the balance sheet and statement of profit and loss.

As per our report of even date

For S.R. Batliboi & Co. LLP  
Chartered Accountants  
Firm Reg. no. 301003E/E300005




per Vishal Sharma  
Partner  
M.No. 096766



Place: New Delhi  
Date: 15 May 2024

For and on behalf of Partners of  
Pharma Force Lab

  
Shashi Bala Tvaari  
Partner  
Veer Pal Singh  
Partner  
Sheetal Arora  
(on behalf of Appian  
Properties Private  
Limited)

Partner

Place: New Delhi  
Date: 15 May 2024