



## INDEPENDENT AUDITOR'S REPORT

To the Members of Shree Jee Laboratory Private Limited

Report on the Audit of the Financial Statements

### Opinion

We have audited the accompanying financial statements of Shree Jee Laboratory Private Limited (hereinafter referred to as "the Company"), which comprise the Balance Sheet as at 31 March 2024, and the Statement of Profit and Loss (including other comprehensive income), Statement of Changes in Equity and Statement of Cash Flows for the year then ended, and notes to the financial statements, including a summary of the significant accounting policies and other explanatory information (hereinafter referred to as "the financial statements").

In our opinion and to the best of our information and according to the explanations given to us, the aforesaid financial statements give the information required by the Companies Act, 2013 ("the Act") in the manner so required and give a true and fair view in conformity with the accounting principles generally accepted in India, of the state of affairs of the Company as at 31 March 2024, and its profit and other comprehensive income, changes in equity and its cash flows for the year ended on that date.

### Basis for Opinion

We conducted our audit in accordance with the Standards on Auditing (SAs) specified under Section 143(10) of the Act. Our responsibilities under those SAs are further described in the *Auditor's Responsibilities for the Audit of the Financial Statements* section of our report. We are independent of the Company in accordance with the Code of Ethics issued by the Institute of Chartered Accountants of India together with the ethical requirements that are relevant to our audit of the financial statements under the provisions of the Act and the Rules thereunder, and we have fulfilled our other ethical responsibilities in accordance with these requirements and the Code of Ethics. We believe that the audit evidence obtained by us is sufficient and appropriate to provide a basis for our opinion on the financial statements.

### Information Other than the Financial Statements and Auditor's Report Thereon


The Company's Board of Directors is responsible for the other information. The other information comprises the information included in the Company's annual report, but does not include the financial statements and our auditors' report thereon.

Our opinion on the financial statements does not cover the other information and we will not express any form of assurance conclusion thereon.

In connection with our audit of the financial statements, our responsibility is to read the other information identified above when it becomes available and, in doing so, consider whether the other information is materially inconsistent with the financial statements or our knowledge obtained in the audit or otherwise appears to be materially misstated. If, based on the work we have performed, we conclude that there is a material misstatement of this other information, we are required to report that fact. We have nothing to report in this regard.

### Responsibilities of Management for The Financial Statements

The Company's Management and Board of Directors are responsible for the matters stated in Section 134(5) of the Act with respect to the preparation of these financial statements that give a true and fair view of the state of affairs, profit/loss and other comprehensive income, changes in equity and cash flows of the Company in accordance with the accounting principles generally accepted in India, including the Indian Accounting Standards (Ind AS) specified under Section 133 of the Act. This responsibility also includes maintenance of adequate accounting records in accordance with the provisions of the Act for safeguarding of the assets of the Company and for preventing and detecting frauds and other irregularities; selection and application of appropriate accounting policies; making judgments and estimates that are reasonable and prudent; and design, implementation and maintenance of adequate internal financial controls that were operating effectively for ensuring the accuracy and completeness of the accounting records, relevant to the





preparation and presentation of the financial statements that give a true and fair view and are free from material misstatement, whether due to fraud or error.

In preparing the financial statements, the Management and Board of Directors are responsible for assessing the Company's ability to continue as a going concern, disclosing, as applicable, matters related to going concern and using the going concern basis of accounting unless the Board of Directors either intends to liquidate the Company or to cease operations, or has no realistic alternative but to do so.

Those Board of Directors are also responsible for overseeing the Company's financial reporting process.

### **Auditor's Responsibilities for the Audit of the Financial Statements**

Our objectives are to obtain reasonable assurance about whether the financial statements as a whole are free from material misstatement, whether due to fraud or error, and to issue an auditor's report that includes our opinion. Reasonable assurance is a high level of assurance, but is not a guarantee that an audit conducted in accordance with SAs will always detect a material misstatement when it exists. Misstatements can arise from fraud or error and are considered material if, individually or in the aggregate, they could reasonably be expected to influence the economic decisions of users taken on the basis of these financial statements.

As part of an audit in accordance with SAs, we exercise professional judgment and maintain professional skepticism throughout the audit. We also:

- Identify and assess the risks of material misstatement of the financial statements, whether due to fraud or error, design and perform audit procedures responsive to those risks, and obtain audit evidence that is sufficient and appropriate to provide a basis for our opinion. The risk of not detecting a material misstatement resulting from fraud is higher than for one resulting from error, as fraud may involve collusion, forgery, intentional omissions, misrepresentations, or the override of internal control.
- Obtain an understanding of internal control relevant to the audit in order to design audit procedures that are appropriate in the circumstances. Under Section 143(3)(i) of the Act, we are also responsible for expressing our opinion on whether the Company has adequate internal financial controls with reference to financial statements in place and the operating effectiveness of such controls.
- Evaluate the appropriateness of accounting policies used and the reasonableness of accounting estimates and related disclosures made by the Management and Board of Directors.
- Conclude on the appropriateness of the Management and Board of Directors use of the going concern basis of accounting in preparation of financial statements and, based on the audit evidence obtained, whether a material uncertainty exists related to events or conditions that may cast significant doubt on the Company's ability to continue as a going concern. If we conclude that a material uncertainty exists, we are required to draw attention in our auditor's report to the related disclosures in the financial statements or, if such disclosures are inadequate, to modify our opinion. Our conclusions are based on the audit evidence obtained up to the date of our auditor's report. However, future events or conditions may cause the Company to cease to continue as a going concern.
- Evaluate the overall presentation, structure and content of the financial statements, including the disclosures, and whether the financial statements represent the underlying transactions and events in a manner that achieves fair presentation.

We communicate with those charged with governance regarding, among other matters, the planned scope and timing of the audit and significant audit findings, including any significant deficiencies in internal control that we identify during our audit.



We also provide those charged with governance with a statement that we have complied with relevant ethical requirements regarding independence, and to communicate with them all relationships and other matters that may reasonably be thought to bear on our independence, and where applicable, related safeguards.

### Report on Other Legal and Regulatory Requirements

1. As required by the Companies (Auditor's Report) Order, 2020 ("the Order") issued by the Central Government of India in terms of Section 143(11) of the Act, we give in the "Annexure A" a statement on the matters specified in paragraphs 3 and 4 of the Order, to the extent applicable.

2. As required by Section 143(3) of the Act, we report that:

- a) We have sought and obtained all the information and explanations which to the best of our knowledge and belief were necessary for the purposes of our audit.
- b) In our opinion, proper books of account as required by law have been kept by the Company so far as it appears from our examination of those books except for the matters stated in the paragraph (i)(vi) below on reporting under Rule 11(g).
- c) The Balance Sheet, the Statement of Profit and Loss (including other comprehensive income), the Statement of Changes in Equity and the Statement of Cash Flows dealt with by this Report are in agreement with the books of account.
- d) In our opinion, the aforesaid financial statements comply with the Ind AS specified under Section 133 of the Act, read with Companies (Indian Accounting Standards) Rules, 2015, as amended.
- e) On the basis of the written representations received from the directors as on 31 March 2024 taken on record by the Board of Directors, none of the directors is disqualified as on 31 March 2024 from being appointed as a director in terms of Section 164(2) of the Act.
- f) With respect to the adequacy of the internal financial controls with reference to financial statements of the Company and the operating effectiveness of such controls, refer to our separate Report in "Annexure B".
- g) In our opinion and according to the information and explanations given to us, the Company has not paid / provided any remuneration to its directors during the year.
- h) The modification relating to the maintenance of accounts and other matters connected therewith are as stated in the paragraph 2(b) above on reporting under Section 143(3)(b) and paragraph (i)(vi) below on reporting under Rule 11(g).
- i) With respect to the other matters to be included in the Auditor's Report in accordance with Rule 11 of the Companies (Audit and Auditor's) Rules, 2014, in our opinion and to the best of our information and according to the explanations given to us:
  - i) The Company does not have any pending litigations which would impact its financial position as at 31 March 2024 - refer note 36(i) to the financial statements.
  - ii) The Company did not have any long term contracts including derivative contracts for which there were any material foreseeable losses.
  - iii) There were no amounts which were required to be transferred to the Investor Education and Protection Fund by the Company - refer note 40 to the financial statements.







- iv) (a) The management has represented that, to the best of its knowledge and belief, no funds have been advanced or loaned or invested (either from borrowed funds or share premium or any other sources or kind of funds) by the Company to or in any other persons or entities, including foreign entities ("Intermediaries"), with the understanding, whether recorded in writing or otherwise, that the Intermediary shall:
- directly or indirectly lend or invest in other persons or entities identified in any manner whatsoever ("Ultimate Beneficiaries") by or on behalf of the Company, or
  - provide any guarantee, security or the like to or on behalf of the Ultimate Beneficiaries.
- (b) The management has represented, that, to the best of its knowledge and belief, no funds have been received by the Company from any persons or entities, including foreign entities ("Funding Parties"), with the understanding, whether recorded in writing or otherwise, that the Company shall:
- directly or indirectly, lend or invest in other persons or entities identified in any manner whatsoever ("Ultimate Beneficiaries") by or on behalf of the Funding Party, or
  - provide any guarantee, security or the like from or on behalf of the Ultimate Beneficiaries; and
- (c) Based on such audit procedures as considered reasonable and appropriate in the circumstances, nothing has come to our notice that has caused us to believe that the representations under sub clause (iv) (a) and (iv) (b) contain any material mis-statement.
- v) The Company has not declared/ paid any dividend during the year.
- vi) Based on our examination which included test checks, the Company has used accounting software for maintaining its books of account which has a feature of recording audit trail (edit log) facility and the same has operated throughout the year for all relevant transactions recorded in the software except that, as described in note 43 to the financial statements, audit trail feature is not enabled for direct changes to data when using certain access rights and also for certain changes made using privileged/ administrative access right. Further, in respect of software used in maintaining payroll records, in absence of service organisation controls report, we are unable to comment on whether audit trail feature of the underlying database was enabled and operated throughout the year. Further, during the course of our audit we did not come across any instance of audit trail feature being tampered with in respect of accounting software except that in absence of service organisation controls report, we are unable to comment on the same in respect of the software used to maintain payroll records.

As proviso to Rule 3(1) of the Companies (Accounts) Rules, 2014 is applicable from April 1, 2023, reporting under Rule 11(g) of the Companies (Audit and Auditors) Rules, 2014 on preservation of audit trail as per the statutory requirements for record retention is not applicable for the financial year ended March 31, 2024.

For Goel Gaurav & Co.  
Chartered Accountants  
Firm's Registration No: 022467C

  
Gaurav Goel  
Proprietor  
Membership No: 528323  
UDIN: 24528323BKDTFV4250



New Delhi  
May 14, 2024







- (b) During the year, loans given to its employees, the terms and conditions under which loans given to employees are not prejudicial to the Company's interest. The Company has not provided any security and granted loans and advances in the nature of loans to companies, firms, Limited Liability Partnerships or any other parties during the year and hence not commented upon.
- (c) In respect of loan granted to its employees, the schedule of repayment of principal and payment of interest has been stipulated and receipts are regular.
- (d) There are no amounts of loans granted to employees, which were overdue for more than ninety days.
- (e) The Company has granted loan which had fallen due during the year and were repaid on or before the due date. Further, no fresh loans were granted to any party to settle the overdue loans.
- (f) The Company has not granted any loan(s) or advance(s) in the nature of loan(s), which is/are repayable on demand or without specifying any terms or period of repayment.
- (iv) The Company has not entered into any transaction covered under sections 185 and 186 of the Act. Accordingly, reporting under clause 3(iv) of the Order is not applicable to the Company.
- (v) The Company has not accepted any deposits or amounts which are deemed to be deposits from the public. Accordingly, clause 3(v) of the Order is not applicable.
- (vi) The Central Government has specified maintenance of cost records under sub-section (1) of section 148 of the Act in respect of products of the Company. We have broadly reviewed the books of account maintained by the Company pursuant to the Rules made by the Central Government for the maintenance of cost records and are of the opinion that, prima facie, the prescribed accounts and records have been made and maintained. However, we have not made a detailed examination of the cost records with a view to determine whether they are accurate or complete.
- (vii)(a) According to the information and explanations given to us and on the basis of our examination of the records of the Company, amounts deducted/ accrued in the books of account in respect of undisputed statutory dues including Goods and Services Tax ('GST'), Provident fund, Employees' State Insurance, Income-tax, Duty of Customs, Cess and other material statutory dues have generally been regularly deposited with the appropriate authorities. According to the information and explanations given to us, no undisputed amounts payable in respect of GST, Provident fund, Employees' State Insurance, Income-tax, Duty of Customs, Cess and other material statutory dues were in arrears as at 31 March 2024 for a period of more than six months from the date they became payable.
- (b) According to the information and explanations given to us, there are no dues of GST, Provident fund, Employees' State Insurance, Income-tax, Sales tax, Service tax, Duty of Customs, Value added tax, Cess or other statutory dues which have not been deposited by the Company on account of disputes.
- (viii) According to the information and explanations given to us and on the basis of our examination of the records of the Company, the Company has not surrendered or disclosed any transactions, previously unrecorded as income in the books of account, in the tax assessments under the Income-tax Act, 1961 as income during the year.
- (ix)(a) According to the information and explanations given to us, the Company has not defaulted in repayment of its loans or borrowings or in the payment of interest thereon to any lender.
- (b) According to the information and explanations given to us and on the basis of our examination of the records of the Company, the Company has not been declared a wilful defaulter by any bank or financial institution or government or government authority.






- (c) According to the information and explanations given to us by the management, the Company has not obtained any term loans. Accordingly, clause 3(ix)(c) of the Order is not applicable.
- (d) In our opinion and according to the information and explanations given to us, and on an overall examination of the financial statements of the Company, funds raised by the Company on short term basis have not been utilised for long term purposes.
- (e) According to the information and explanations given to us, the Company does not have any subsidiaries, associates or joint ventures. Accordingly, reporting under clause 3(ix)(e) and clause 3(ix)(f) of the Order is not applicable to the Company.
- (x) (a) The Company has not raised any moneys by way of initial public offer or further public offer (including debt instruments). Accordingly, clause 3(x)(a) of the Order is not applicable.
- (b) According to the information and explanations given to us and on the basis of our examination of the records of the Company, the Company has not made any preferential allotment or private placement of shares or fully or partly convertible debentures during the year. Accordingly, clause 3(x)(b) of the Order is not applicable.
- (xi)(a) Based on examination of the books and records of the Company and according to the information and explanations given to us, considering the principles of materiality outlined in Standards on Auditing, we report that no fraud by the Company or on the Company has been noticed or reported during the course of the audit.
- (b) According to the information and explanations given to us, no report under sub-section (12) of Section 143 of the Companies Act, 2013 has been filed by the auditors in Form ADT-4 as prescribed under Rule 13 of Companies (Audit and Auditors) Rules, 2014 with the Central Government.
- (c) According to the information and explanations given to us including the representation made to us by the management of the Company, there are no whistle-blower complaints received by the Company during the year.
- (xii) According to the information and explanations given to us, the Company is not a Nidhi Company. Accordingly, clause 3(xii) of the Order is not applicable.
- (xiii) In our opinion and according to the information and explanations given to us, the transactions with related parties are in compliance with Sections 177 and 188 of the Companies Act, 2013, where applicable, and the details of the related party transactions have been disclosed in the financial statements as required by the applicable Indian Accounting Standards.
- (xiv)(a) Based on information and explanations provided to us and our audit procedures, in our opinion, the Company has an internal audit system commensurate with the size and nature of its business.
- (b) We have considered the internal audit reports of the Company issued till date for the period under audit.
- (xv) In our opinion and according to the information and explanations given to us, the Company has not entered into any non-cash transactions with its directors or persons connected to its directors and hence, provisions of Section 192 of the Companies Act, 2013 are not applicable to the Company.
- (xvi)(a) The Company is not required to be registered under Section 45-IA of the Reserve Bank of India Act, 1934. Accordingly, clause 3(xvi)(a) of the Order is not applicable.
- (b) The Company is not required to be registered under Section 45-IA of the Reserve Bank of India Act, 1934. Accordingly, clause 3(xvi)(b) of the Order is not applicable.





- (c) The Company is not a Core Investment Company (CIC) as defined in the regulations made by the Reserve Bank of India. Accordingly, clause 3(xvi)(c) of the Order is not applicable.
- (d) As represented by the management, there is no Core Investment Company within the Group (as defined in the Core Investment Companies (Reserve Bank), hence, the requirement to report on clause 3(xvi)(d) of the Order is not applicable to the Company.
- (xvii) The Company has not incurred cash losses in the current and in the immediately preceding financial year.
- (xviii) There has been no resignation of the statutory auditors during the year. Accordingly, clause 3(xviii) of the Order is not applicable.
- (xix) According to the information and explanations given to us and on the basis of the financial ratios, ageing and expected dates of realisation of financial assets and payment of financial liabilities, other information accompanying the financial statements, our knowledge of the Board of Directors and management plans and based on our examination of the evidence supporting the assumptions, nothing has come to our attention, which causes us to believe that any material uncertainty exists as on the date of the audit report that the Company is not capable of meeting its liabilities existing at the date of balance sheet as and when they fall due within a period of one year from the balance sheet date. We, however, state that this is not an assurance as to the future viability of the Company. We further state that our reporting is based on the facts up to the date of the audit report and we neither give any guarantee nor any assurance that all liabilities falling due within a period of one year from the balance sheet date, will get discharged by the Company as and when they fall due.
- (xx) According to the information and explanations given to us, the Company has not transferred unspent amount in respect of other than ongoing projects to a Fund specified in Schedule VII to the Act as required under second proviso to sub-section (5) of section 135 of the said Act. However, the time period of six months from the end of financial year as permitted under second proviso of section 135(5) of the Act, has not lapsed till the date of our report.

For Goel Gaurav & Co.  
Chartered Accountants  
Firm's Registration No: 022467C

  
**Gaurav Goel**  
Proprietor

Membership No: 528323  
UDIN: 24528323BKDTFV4250



New Delhi  
May 14, 2024



**Annexure B to the Independent Auditor's Report on the financial statements of Shree Jee Laboratory Private Limited for the year ended 31 March 2024**

**Report on the internal financial controls with reference to the aforesaid financial statements under Clause (i) of Sub-section 3 of Section 143 of the Companies Act, 2013 ("the Act")**

We have audited the internal financial controls with reference to financial statements of Shree Jee Laboratory Private Limited ("the Company") as of 31 March 2024 in conjunction with our audit of the financial statements of the Company as at and for the year ended on that date.

**Management's Responsibility for Internal Financial Controls**

The Company's Management and the Board of Directors are responsible for establishing and maintaining internal financial controls with reference to financial statements based on the criteria established by the Company considering the essential components of internal control stated in the Guidance Note. These responsibilities include the design, implementation and maintenance of adequate internal financial controls that were operating effectively for ensuring the orderly and efficient conduct of its business, including adherence to the Company's policies, the safeguarding of its assets, the prevention and detection of frauds and errors, the accuracy and completeness of the accounting records, and the timely preparation of reliable financial information, as required under the Act.

**Auditors' Responsibility**


Our responsibility is to express an opinion on the Company's internal financial controls with reference to financial statements based on our audit. We conducted our audit in accordance with the Guidance Note and the Standards on Auditing, prescribed under Section 143(10) of the Act, to the extent applicable to an audit of internal financial controls with reference to financial statements. Those Standards and the Guidance Note require that we comply with ethical requirements and plan and perform the audit to obtain reasonable assurance about whether adequate internal financial controls with reference to financial statements were established and maintained and whether such controls operated effectively in all material respects. Our audit involves performing procedures to obtain audit evidence about the adequacy of the internal financial controls with reference to financial statements and their operating effectiveness.

Our audit of internal financial controls with reference to financial statements included obtaining an understanding of such internal financial controls, assessing the risk that a material weakness exists, and testing and evaluating the design and operating effectiveness of internal control based on the assessed risk. The procedures selected depend on the auditor's judgement, including the assessment of the risks of material misstatement of the financial statements, whether due to fraud or error.

We believe that the audit evidence we have obtained is sufficient and appropriate to provide a basis for our audit opinion on the Company's internal financial controls with reference to financial statements.

**Meaning of Internal Financial Controls with Reference to Financial Statements**

A company's internal financial controls with reference to financial statements is a process designed to provide reasonable assurance regarding the reliability of financial reporting and the preparation of financial statements for external purposes in accordance with generally accepted accounting principles. A company's internal financial controls with reference to financial statements include those policies and procedures that (1) pertain to the maintenance of records that, in reasonable detail, accurately and fairly reflect the transactions and dispositions of the assets of the company; (2) provide reasonable assurance that transactions are recorded as necessary to permit preparation of financial statements in accordance with generally accepted accounting principles, and that receipts and expenditures of the company are being made only in accordance with authorisations of management and directors of the company; and (3) provide reasonable assurance regarding prevention or timely detection of unauthorised acquisition, use, or disposition of the company's assets that could have a material effect on the financial statements.





## **Inherent Limitations of Internal Financial Controls with Reference to Financial Statements**

Because of the inherent limitations of internal financial controls with reference to financial statements, including the possibility of collusion or improper management override of controls, material misstatements due to error or fraud may occur and not be detected. Also, projections of any evaluation of the internal financial controls with reference to financial statements to future periods are subject to the risk that the internal financial controls with reference to financial statements may become inadequate because of changes in conditions, or that the degree of compliance with the policies or procedures may deteriorate.

### **Opinion**

In our opinion, the Company has, in all material respects, adequate internal financial controls with reference to financial statements and such internal financial controls were operating effectively as at 31 March 2024, based on the internal financial controls with reference to financial statements criteria established by the Company considering the essential components of internal control stated in the Guidance Note on Audit of Internal Financial Controls Over Financial Reporting issued by the Institute of Chartered Accountants of India (the "Guidance Note").

**For Goel Gaurav & Co.**

*Chartered Accountants*

Firm's Registration No: 022467C

  
**Gaurav Goel**

*Proprietor*

Membership No: 528323

UDIN: 24528323BKDTFV4250



New Delhi

May 14, 2024



**Shree Jee Laboratory Private Limited**  
**Balance Sheet as at March 31, 2024**  
**All amounts are in INR lacs unless otherwise stated**

Particulars	Notes	As at March 31, 2024	As at March 31, 2023
<b>ASSETS</b>			
<b>Non-current assets</b>			
Property, plant and equipment	3	8,893.39	11,720.99
Capital work-in-progress	3	2,177.57	288.12
Right-of-use assets	4	1,244.26	1,218.34
Intangible assets	5	32.87	10.61
<b>Financial assets</b>			
(i) Other financial assets	6	102.69	102.46
Income tax assets	7	310.25	66.26
Other non-current assets	8	31.24	272.69
<b>Total non-current assets</b>		<b>12,792.27</b>	<b>13,679.47</b>
<b>Current assets</b>			
Inventories	9	3,982.07	5,078.73
<b>Financial assets</b>			
(i) Trade receivables	10	2,434.22	3,554.04
(ii) Cash and cash equivalents	11	2,164.26	626.00
(iii) Other bank balances	12	2,797.85	218.21
(iv) Loans	13	7.22	10.10
Other current assets	8	208.06	422.29
<b>Total current assets</b>		<b>11,593.68</b>	<b>9,909.37</b>
Assets classified as held for sale	14	1,441.87	-
<b>Total assets</b>		<b>25,827.82</b>	<b>23,588.84</b>
<b>EQUITY AND LIABILITIES</b>			
<b>Equity</b>			
Equity share capital	15	14,049.87	14,049.87
Other equity	16	9,782.36	3,467.78
<b>Total equity</b>		<b>23,832.23</b>	<b>17,517.65</b>
<b>LIABILITIES</b>			
<b>Non-current liabilities</b>			
Provisions	17	104.66	107.47
Deferred tax liabilities (net)	18	234.54	849.14
<b>Total non-current liabilities</b>		<b>339.20</b>	<b>956.61</b>
<b>Current liabilities</b>			
<b>Financial liabilities</b>			
(i) Borrowings	19	-	1,820.34
(ii) Trade payables	20		
(a) total outstanding dues of micro enterprises and small enterprises		113.71	83.76
(b) total outstanding dues of creditors other than micro enterprises and small enterprises		943.41	2,418.16
(iii) Other financial liabilities	21	203.53	251.08
Provisions	17	253.12	267.29
Income tax liabilities (net)	7	75.74	-
Other current liabilities	22	66.88	273.95
<b>Total current liabilities</b>		<b>1,656.39</b>	<b>5,114.58</b>
<b>Total liabilities</b>		<b>1,995.59</b>	<b>6,071.19</b>
<b>Total equity and liabilities</b>		<b>25,827.82</b>	<b>23,588.84</b>

The above balance sheet should be read in conjunction with accompanying notes.

As per our report of even date

**For Goel Gaurav & Co.**  
Chartered Accountants  
ICAI Firm's Registration Number: 022467C

**Gaurav Goel**  
Proprietor  
Membership number: 528323



**For and on behalf of the Board of Directors of  
Shree Jee Laboratory Private Limited**

**Anil Kumar**  
Director  
DIN - 08039463

**Abhay Kumar Srivastava**  
Whole-time Director  
DIN - 08040683

**Paramvir Singh**  
Chief Financial Officer

**Sharwani Charan**  
Company Secretary  
Membership No. A56264

Place: New Delhi  
Date: May 14, 2024

Place: New Delhi  
Date: May 14, 2024



**Shree Jee Laboratory Private Limited**  
**Statement of Profit and Loss for the year ended March 31, 2024**  
**All amounts are in INR lacs unless otherwise stated**

Particulars	Notes	Year ended March 31, 2024	Year ended March 31, 2023
<b>I Income</b>			
Revenue from operations	23	19,662.81	20,305.31
Other income	24	215.20	55.49
<b>Total income (I)</b>		<b>19,878.01</b>	<b>20,360.80</b>
<b>II Expenses</b>			
Cost of materials consumed	25	5,235.57	7,908.38
Changes in inventories of finished goods and work in progress	26	847.76	344.60
Employee benefits expense	27	1,892.39	2,294.85
Finance costs	28	60.21	289.75
Depreciation and amortization expense	29	1,372.83	1,369.81
Other expenses	30	2,707.38	2,887.32
<b>Total expenses (II)</b>		<b>12,116.14</b>	<b>15,094.71</b>
<b>III Profit before tax (I-II)</b>		<b>7,761.87</b>	<b>5,266.09</b>
<b>IV Tax Expense:</b>			
Current tax	31	2,346.16	1,105.24
Deferred tax	31	(616.51)	245.64
Adjustment of tax relating to earlier periods	31	(276.67)	-
<b>Total tax expense (IV)</b>		<b>1,452.98</b>	<b>1,350.88</b>
<b>V Profit for the year (III-IV)</b>		<b>6,308.89</b>	<b>3,915.21</b>
<b>VI Other comprehensive income / (loss)</b>			
(i) Item that will not be reclassified to profit or loss			
- Remeasurement gain / (loss) of the defined benefit plan		7.61	(2.91)
(ii) Income tax relating to item that will not be reclassified to profit or loss			
- Remeasurement gain / (loss) of the defined benefit plan		(1.92)	0.73
<b>Other comprehensive income for the year (VI)</b>		<b>5.69</b>	<b>(2.18)</b>
<b>VII Total comprehensive income for the year (V+VI)</b>		<b>6,314.58</b>	<b>3,913.03</b>
<b>Earnings per equity share (EPS) (face value of INR 10 each)</b>			
Basic EPS (in INR)		4.49	2.79
Diluted EPS (in INR)		4.49	2.79

The above statement of profit and loss should be read in conjunction with accompanying notes.

As per our report of even date

**For Goel Gaurav & Co.**  
Chartered Accountants  
ICAI Firm's Registration Number: 022467C



**Gaurav Goel**  
Proprietor  
Membership number: 528323



**For and on behalf of the Board of Directors of  
Shree Jee Laboratory Private Limited**



**Anil Kumar**  
Director  
DIN - 08039463



**Abhay Kumar Srivastava**  
Whole-time Director  
DIN - 08040683



**Paramvir Singh**  
Chief Financial Officer



**Sharwani Charan**  
Company Secretary  
Membership No. A56264

Place: New Delhi  
Date: May 14, 2024

Place: New Delhi  
Date: May 14, 2024



**Shree Jee Laboratory Private Limited**  
**Statement of Cash Flows for the year ended March 31, 2024**  
**All amounts are in INR lacs unless otherwise stated**

Particulars	Year ended March 31, 2024	Year ended March 31, 2023
<b>A. Cash flow from Operating activities</b>		
Profit before tax	7,761.87	5,266.09
<i>Adjustments to reconcile profit after tax to net cash flows:</i>		
Depreciation and amortisation expense	1,372.83	1,369.81
Net foreign exchange differences	(16.81)	2.28
Loss/ (gain) on disposal of property, plant and equipment	(7.58)	(0.39)
Assets written off	417.41	
Finance income	(190.81)	(29.31)
Finance costs	60.21	234.48
Trade and other receivable balances written off	14.34	16.02
Liabilities written back	-	25.79
Allowance for expected credit loss	-	7.71
<i>Working capital adjustments:</i>		
(Increase)/ Decrease in trade receivables	1,120.56	357.78
(Increase)/ Decrease in inventories	1,096.66	(648.83)
(Increase)/ Decrease in financial asset - loans	-	-
(Increase)/ Decrease in financial asset - others	-	42.66
(Increase)/ Decrease in other asset	214.23	(260.01)
Increase/ (Decrease) in provisions	(9.37)	72.79
Increase/ (Decrease) in trade payable	(1,457.79)	201.55
Increase/ (Decrease) in other liability	(225.71)	134.92
	10,150.04	<b>6,793.34</b>
Income tax paid	(2,237.75)	(959.37)
<b>Net cash inflows from operating activities</b>	7,912.29	<b>5,833.97</b>
<b>B. Cash flow from Investing activities</b>		
Proceeds from sale of property, plant and equipment	34.90	18.19
Purchase of property, plant and equipment	(2,175.55)	(1,189.40)
Loan to other parties (net)	2.88	(4.02)
Bank deposit not considered as cash and cash equivalents (net)	(2,499.17)	52.35
Interest received (finance income)	110.11	23.28
<b>Net cash flows used in investing activities</b>	(4,526.83)	<b>(1,099.60)</b>
<b>C. Cash flow from Financing activities</b>		
Interest paid	(38.07)	(1,179.91)
Repayment of borrowings	(1,809.13)	(3,243.54)
<b>Net cash flows used in financing activities</b>	(1,847.20)	<b>(4,423.45)</b>
Net decrease in cash and cash equivalents (A+B+C)	1,538.26	310.92
Cash and cash equivalents at the beginning of the year	626.00	315.08
<b>Cash and cash equivalents at the end of the year</b>	2,164.26	<b>626.00</b>
<b>Components of Cash and Cash Equivalents</b>		
Balances with banks		
- In current account	52.72	625.50
Cash in hand	0.57	0.50
- in deposit account (with original maturity of 3 months or less)	2,110.97	-
	2,164.26	<b>626.00</b>

The above statement of cash flow should be read in conjunction with accompanying notes.

As per our report of even date

**For Goel Gaurav & Co.**  
Chartered Accountants  
ICAI Firm's Registration Number: 022467C

**Gaurav Goel**  
Proprietor  
Membership number: 528323



**For and on behalf of the Board of Directors of  
Shree Jee Laboratory Private Limited**

**Abhay Kumar Srivastava**  
Whole-time Director  
DIN - 08040683

**Anil Kumar**  
Director  
DIN - 08039463

**Paramvir Singh**  
Chief Financial Officer

**Sharwani Charan**  
Company Secretary  
Membership No. A56264

Place: New Delhi  
Date: May 14, 2024

Place :New Delhi  
Date :May 14, 2024

**Shree Jee Laboratory Private Limited**  
**Statement of Changes in Equity for the year ended March 31, 2024**  
**All amounts are in INR lacs unless otherwise stated**

**a. Equity share capital**

Particulars	Amount
<b>Equity shares of INR 10 each issued, subscribed and fully paid</b>	<b>14,049.87</b>
<b>As at April 01, 2022</b>	<b>-</b>
Changes in equity share capital during the year	14,049.87
<b>As at March 31, 2023</b>	<b>-</b>
Changes in equity share capital during the year	14,049.87
<b>As at March 31, 2024</b>	<b>14,049.87</b>

**b. Other equity**

Particulars	Reserves and Surplus		Total
	Security premium reserve	Retained earnings	
<b>Balance as at April 01, 2022</b>	<b>87.42</b>	<b>(532.67)</b>	<b>(445.25)</b>
Profit for the year	-	3,915.21	3,915.21
Other comprehensive income for the year, net of income tax	-	(2.18)	(2.18)
<b>Total comprehensive income for the year</b>	<b>-</b>	<b>3,913.03</b>	<b>3,913.03</b>
<b>Balance as at March 31, 2023</b>	<b>87.42</b>	<b>3,380.36</b>	<b>3,467.78</b>
Profit for the year	-	6,308.89	6,308.89
Other comprehensive income for the year, net of income tax	-	5.69	5.69
<b>Total comprehensive income for the year</b>	<b>-</b>	<b>6,314.58</b>	<b>6,314.58</b>
<b>Balance as at March 31, 2024</b>	<b>87.42</b>	<b>9,694.94</b>	<b>9,782.36</b>

The above statement of changes in equity should be read in conjugation with accompanying notes.

As per our report of even date

**For Goel Gaurav & Co.**  
Chartered Accountants  
ICAI Firm's Registration Number: 022467C



**Gaurav Goel**  
Proprietor  
Membership number: 528323

**For and on behalf of the Board of Directors of  
Shree Jee Laboratory Private Limited**




**Abhay Kumar Srivastava**  
Whole-time Director  
DIN - 08040683



**Anil Kumar**  
Director  
DIN - 08039463



**Paramvir Singh**  
Chief Financial Officer



**Sharwani Charan**  
Company Secretary  
Membership No. A56264

Place: New Delhi  
Date: May 14, 2024

Place :New Delhi  
Date :May 14, 2024



## 1 Corporate information

**Shree Jee Laboratory Private Limited** or ("the Company") is a private limited company domiciled in India on October 05, 2011. The Company is a subsidiary of Mankind Pharma Limited and is engaged in the manufacturing of active pharmaceutical ingredients.

## 2 Material accounting policies

This note provides a list of the material accounting policies adopted in the preparation of these Indian Accounting Standards (Ind-AS) financial statements. These policies have been consistently applied to all the years.

### 2.01 Statement of compliance and basis of preparation

These financial statements of the Company have been prepared in accordance with Indian Accounting Standards (Ind AS) notified under the Companies (Indian Accounting Standards) Rules, 2015 (as amended from time to time) and presentation and disclosure requirements of Division II of Schedule III to the Companies Act, 2013, (Ind AS compliant Schedule III) as amended. These standalone financial statements are presented in INR and all values are rounded to the nearest lacs (INR 00,000), except when otherwise indicated. The Company has prepared the financial statements on the basis that it will continue to operate as a going concern.

The financial statements have been prepared on a historical cost basis unless otherwise indicated.

### 2.02 Current and non-current classification

The Company presents assets and liabilities in the balance sheet based on current/ non-current classification. An asset is treated as current when it is:

Expected to be realised or intended to be sold or consumed in normal operating cycle

- ▶ Held primarily for the purpose of trading
- ▶ Expected to be realised within twelve months after the reporting period, or
- ▶ Cash or cash equivalent unless restricted from being exchanged or used to settle a liability for at least twelve months after the reporting period

All other assets are classified as non-current.

A liability is current when:

- ▶ It is expected to be settled in normal operating cycle
- ▶ It is held primarily for the purpose of trading
- ▶ It is due to be settled within twelve months after the reporting period, or
- ▶ There is no unconditional right to defer the settlement of the liability for at least twelve months after the reporting period

Current assets/liabilities include current portion of non-current financial assets/liabilities respectively. All other assets/ liabilities are classified as non-current. Deferred tax assets and liabilities are classified as non-current assets and liabilities.

### 2.03 Functional and presentation currency

These financial statements are presented in Indian rupee (INR), which is the functional currency of the Company.

### 2.04 New and amended standards adopted by the Company

The Company applied for the first-time certain standards and amendments, which are effective for annual periods beginning on or after April 01, 2023. The Ministry of Corporate Affairs has notified Companies (Indian Accounting Standards) Amendment Rules, 2023 dated March 31, 2023 to amend the following Ind AS which are effective from April 01, 2023.

#### (i) Definition of Accounting Estimates - Amendments to Ind AS 8:

The amendments clarify the distinction between changes in accounting estimates and changes in accounting policies and the correction of errors. It has also been clarified how entities use measurement techniques and inputs to develop accounting estimates.

#### (ii) Disclosure of Accounting Policies- Amendments to Ind AS 1:

The amendments aim to help entities provide accounting policy disclosures that are more useful by replacing the requirement for entities to disclose their 'significant' accounting policies with a requirement to disclose their 'material' accounting policies and adding guidance on how entities apply the concept of materiality in making decisions about accounting policy disclosures.

#### (iii) Deferred Tax related to Assets and Liabilities arising from a Single Transaction - Amendments to Ind AS 12:

The amendments narrow the scope of the initial recognition exception under Ind AS 12, so that it no longer applies to transactions that give rise to equal taxable and deductible temporary differences.

### 2.05 Revenue recognition

Revenues are measured at the fair value of the consideration received or receivable. Revenue is reduced for rebates, trade discounts and other similar allowances.

Ind AS 115 'Revenue from Contracts with Customers' was notified on 28 March 2018 and establishes a five-step model to account for revenue arising from contracts with customers. Under Ind AS 115, revenue is recognised at an amount that reflects the consideration to which an entity expects to be entitled in exchange for transferring goods or services to a customer.

Sale of goods

Revenue from sale of goods are recognised on transfer of significant risks and rewards of ownership to the buyer, where recovery of the consideration is probable, the associated costs and possible return of goods can be estimated reliably and there is no continuing management involvement with the goods and the amount of revenue can be measured reliably. The transfer of significant risks and rewards of ownership generally coincides with the delivery of goods to customers.

Other Operating Revenues

(a) Interest Income

For all debt instruments measured either at amortised cost or at fair value through other comprehensive income, interest income is recorded using the effective interest rate (EIR). EIR is the rate that exactly discounts the estimated future cash payments or receipts over the expected life of the financial instrument or a shorter period, where appropriate, to the gross carrying amount of the financial asset or to the amortised cost of a financial liability. When calculating the effective interest rate, the Company estimates the expected cash flows by considering all the contractual terms of the financial instrument (for example, prepayment, extension, call and similar options) but does not consider the expected credit losses. Interest income is included in other income in the statement of profit and loss.

**2.06 Inventories**

Inventories are valued at the lower of cost and the net realisable value after providing for obsolescence and other losses, where considered necessary. Cost of inventories includes all costs and overheads in bringing the inventories to their present condition. Cost is arrived at moving weighted average basis. Work-in-process and finished goods include appropriate proportion of overheads and, where applicable, excise duty.

Net realisable value represents the estimated selling price for inventories less all estimated costs of completion and cost necessary to make sale.

**2.07 Cash flow statement**

Cash flows are reported using indirect method as set out in Ind AS -7 "Statement of Cash Flows", whereby profit/loss before extraordinary items and tax is adjusted for the effects of transactions of non-cash nature and any deferrals or accruals of past or future cash receipts or payments. The cash flows from operating, investing and financing activities of the Company are segregated based on the available information.

**2.08 Cash and cash equivalents (for purposes of Cash Flow Statement)**

Cash comprises cash on hand and demand deposits with banks. Cash equivalents are short-term balances (with an original maturity of three months or less from the date of acquisition), highly liquid investments that are readily convertible into known amounts of cash and which are subject to insignificant risk of changes in value.

**2.09 Property, plant and equipment**

Property, plant and equipment are measured at cost less accumulated depreciation and any accumulated impairment losses.

The initial cost of property, plant and equipment comprises its purchase price, including import duties and non-refundable purchase taxes, and any directly attributable costs of bringing an asset to working condition and location for its intended use. It also includes the initial estimate of the costs of dismantling and removing the item and restoring the site on which it is located, wherever applicable. Items such as spares are capitalized when they meet the definition of property, plant and equipment.

If significant parts of an item of property, plant and equipment have different useful lives, then they are accounted for as separate items (major components) of property, plant and equipment. Likewise, on initial recognition, expenditure to be incurred towards major inspections and overhauls are identified as a separate component and depreciated over the expected period till the next overhaul expenditure.

*Subsequent costs and disposal*

Subsequent expenditure related to an item of property, plant and equipment is added to its book value only if it increases the future economic benefits from the existing asset beyond its previously assessed standard of performance/life. All other expenses on existing property, plant and equipment, including day-to-day repair and maintenance expenditure and cost of replacing parts, are charged to the statement of profit and loss for the period during which such expenses are incurred.

Gains and losses on disposal of an item of property, plant and equipment are determined by comparing the proceeds from disposal with the carrying amount of property, plant and equipment, and are recognized net within other income/other expenses in statement of profit and loss.

*Capital work in progress*

Assets in the course of construction are capitalized in capital work in progress account. At the point when an asset is capable of operating in the manner intended by management, the cost of construction is transferred to the appropriate category of property, plant and equipment. Costs associated with the commissioning of an asset are capitalised until the period of commissioning has been completed and the asset is ready for its intended use.



*Depreciation and amortisation*

Depreciation on Property, plant and equipment has been provided on the straight-line method (SLM) to allocate their cost, net of their residual values, as per useful life prescribed in Schedule II to the Act. Management's assessment of independent technical evaluation/advice takes into account, inter alia, the nature of the assets, the estimated usage of the assets, the operating conditions of the assets, past history of replacement and maintenance support. The depreciation method, asset's residual values and useful lives are reviewed, and adjusted if appropriate, at the end of each reporting period prospectively.

Depreciation on property, plant and equipment is calculated on prorata basis on straight-line method using the useful lives of the assets estimated by management. The useful life is as follows:

<b>Assets</b>	<b>Useful life (in years)</b>
Building	30 and 60
Plant and Equipment	10 - 15
Furniture and Fixtures	10
Vehicles	8 and 10
Office Equipment	5
Mobile Phones	2
Computers	3
Servers and Networks	6

Additions on account of insurance spares, additions/extensions forming an integral part of existing plants and the revised carrying amount of the assets identified as impaired, are depreciated over residual life of the respective asset.

An item of property, plant and equipment is derecognised upon disposal or when no future economic benefits are expected to arise from the continued use of asset. Any gain or loss arising on the disposal or retirement of an item of property, plant and equipment is determined as the difference between sales proceeds and the carrying amount of the asset and is recognised in statement of profit and loss.

Depreciation methods, useful lives and residual values are reviewed at each financial year and changes in estimates, if any, are accounted for prospectively.

**2.10 Intangible assets**

Intangible assets acquired separately are measured on initial recognition at cost. Following initial recognition, intangible assets are carried at cost less accumulated amortization and accumulated impairment losses, if any.

Intangible assets are amortised over their estimated useful life. Software is amortised using the straight-line method over the estimated useful life of three years or the tenure of the respective software license, whichever is lower.

The amortization period and the amortization method are reviewed at least at each financial year end. If the expected useful life of the asset is significantly different from previous estimates, the amortization period is revised to reflect the changed pattern, if any.

For transition to Ind AS, the Company has elected to continue with the carrying value of all the intangible assets recognised as of April 1, 2016 measured as per the previous GAAP and use that carrying value as its deemed cost as of the transition date.

Intangible assets with finite useful life are amortized on a straight line basis over their estimated useful life as under

<b>Useful life (in years)</b>	<b>Useful life (in years)</b>
Computer Software	3

*Subsequent costs and disposal*

Subsequent expenditure related to an item of an intangible assets is added to its book value only if it increases the future economic benefits from the existing asset beyond its previously assessed standard of performance/life.

*Derecognition of intangible assets*

An intangible asset is derecognised on disposal, or when no future economic benefits are expected from use or disposal. Gains or losses arising from derecognition of an intangible asset, measured as the difference between the net disposal proceeds and the carrying amount of the asset, are recognised in statement of profit and loss when the asset is derecognised.

**2.11 Impairment of tangible and intangible assets**

At the end of each reporting period, the Company reviews the carrying amounts of all of its tangible and intangible assets to determine whether there is any indication based on internal/ external factors that those assets have suffered an impairment loss. If any such indication exists, the recoverable amount of the asset is estimated in order to determine the extent of the impairment loss (if any). When it is not possible to estimate the recoverable amount of an individual asset, the company estimates the recoverable amount of the cash-generating unit to which the asset belongs. When a reasonable and consistent basis of allocation can be identified, corporate assets are also allocated to individual cash-generating units, or otherwise they are allocated to the smallest group of cash-generating units for which a reasonable and consistent allocation basis can be identified.

Recoverable amount is the higher of fair value less costs of disposal and value in use. In assessing value in use, the estimated future cash flows are discounted to their present value using a pre-tax discount rate that reflects current market assessments of the time value of money and the risks specific to the assets for which the estimates of future cash flows have not been adjusted.

If the recoverable amount of an asset (or cash-generating unit) is estimated to be less than its carrying amount, the carrying amount of asset (or cash-generating unit) is reduced to its recoverable amount. An impairment loss is recognised immediately in statement of profit and loss.

When an impairment loss subsequently reverses, the carrying amount of the assets (or cash-generating unit) is increased to the revised estimate of its recoverable amount, but so that the increased carrying amount does not exceed the carrying amount that would have been determined had no impairment loss been recognised for the asset (or cash-generating unit) in prior years. A reversal of an impairment loss is recognised immediately in statement of profit and loss.

## **2.12 Employee benefits**

Employee benefits include provident fund, employee state insurance scheme, gratuity fund and compensated absences.

### Defined contribution plans

The Company's contribution to provident fund and employee state insurance scheme are considered as defined contribution plans and are charged as an expense based on the amount of contribution required to be made and when services are rendered by the employees.

### Defined benefit plans

The Company has a defined benefit plan (the "Gratuity Plan"). The Gratuity Plan provides a lump sum payment to employees who have completed five years or more of service at retirement, disability or termination of employment, being an amount based on the respective employee's last drawn salary and the number of years of employment with the Company.

The present value of the defined benefit obligation is determined by discounting the estimated future cash outflows by reference to market yields at the end of the reporting period on government bonds that have terms approximating to the terms of the related obligation. The interest cost is calculated by applying the discount rate to the balance of the defined benefit obligation. This cost is included in employee benefit expense in the statement of profit and loss.

The liability or asset recognised in the balance sheet in respect of gratuity plan is the present value of the defined benefit obligation at the end of the reporting period. The defined benefit obligation is calculated annually by actuaries using the projected unit credit method.

### Short-term employee benefits

The undiscounted amount of short-term employee benefits expected to be paid in exchange for the services rendered by employees are recognised during the year when the employees render the service. These benefits include compensated absences which are expected to occur within twelve months after the end of the period in which the employee renders the related service.

The cost of short-term compensated absences is accounted as under :

- (a) in case of accumulated compensated absences, when employees render the services that increase their entitlement of future compensated absences; and
- (b) in case of non-accumulating compensated absences, when the absences occur.

### Long-term employee benefits

Compensated absences which are not expected to occur within twelve months after the end of the period in which the employee renders the related service are recognised as a liability at the present value of the defined benefit obligation as at the balance sheet date on the basis of actuarial valuation.

Remeasurement gains and losses arising from experience adjustments and changes in actuarial assumptions are recognised in the period in which they occur, directly in other comprehensive income and are never reclassified to statement of profit and loss. Changes in the present value of the defined benefit obligation resulting from plan amendments or curtailments are recognised immediately in the statement of profit and loss as past service cost.

## **2.13 Leases**

The Company assesses at contract inception whether a contract is, or contains, a lease. That is, if the contract conveys the right to control the use of an identified asset for a period of time in exchange for consideration.

### **Company as a lessee**

The Company's lease asset classes primarily comprise of lease for land and building. The Company applies a single recognition and measurement approach for all leases, except for short-term leases and leases of low-value assets. The Company recognises lease liabilities to make lease payments and right-of-use assets representing the right to use the underlying assets.



**i) Right-of-use assets**

The Company recognises right-of-use assets at the commencement date of the lease (i.e., the date the underlying asset is available for use). Right-of-use assets are measured at cost, less any accumulated depreciation and impairment losses, and adjusted for any remeasurement of lease liabilities. The cost of right-of-use assets includes the amount of lease liabilities recognised, initial direct costs incurred, and lease payments made at or before the commencement date less any lease incentives received. Right-of-use assets are depreciated on a straight-line basis over the shorter of the lease term and the estimated useful lives of the building (i.e. 30 and 60 years)

If ownership of the leased asset transfers to the Company at the end of the lease term or the cost reflects the exercise of a purchase option, depreciation is calculated using the estimated useful life of the asset. The right-of-use assets are also subject to impairment. Refer to the accounting policies in section 'Impairment of non-financial assets'.

**ii) Lease Liabilities**

At the commencement date of the lease, the Company recognises lease liabilities measured at the present value of lease payments to be made over the lease term. The lease payments include fixed payments (including in substance fixed payments) less any lease incentives receivable, variable lease payments that depend on an index or a rate, and amounts expected to be paid under residual value guarantees. The lease payments also include the exercise price of a purchase option reasonably certain to be exercised by the Company and payments of penalties for terminating the lease, if the lease term reflects the Company exercising the option to terminate. Variable lease payments that do not depend on an index or a rate are recognised as expenses (unless they are incurred to produce inventories) in the period in which the event or condition that triggers the payment occurs.

In calculating the present value of lease payments, the Company uses its incremental borrowing rate at the lease commencement date because the interest rate implicit in the lease is not readily determinable. After the commencement date, the amount of lease liabilities is increased to reflect the accretion of interest and reduced for the lease payments made. In addition, the carrying amount of lease liabilities is remeasured if there is a modification, a change in the lease term, a change in the lease payments (e.g., changes to future payments resulting from a change in an index or rate used to determine such lease payments) or a change in the assessment of an option to purchase the underlying asset.

**(iii) Short-term leases and leases of low-value assets**

The Company applies the short-term lease recognition exemption to its short-term leases (i.e., those leases that have a lease term of 12 months or less from the commencement date and do not contain a purchase option). It also applies the lease of low-value assets recognition exemption to leases that are considered to be low value. Lease payments on short-term leases and leases of low-value assets are recognised as expense on a straight-line basis over the lease term.

**Company as a lessor**

Leases for which the Company is a lessor is classified as finance or operating lease. Leases in which the Company does not transfer substantially all the risks and rewards incidental to ownership of an asset are classified as operating leases. Rental income arising is accounted for on a straight-line basis over the lease terms. Initial direct costs incurred in negotiating and arranging an operating lease are added to the carrying amount of the leased asset and recognised over the lease term on the same basis as rental income. Contingent rents are recognised as revenue in the period in which they are earned.

**2.14 Earnings per share**

Basic earnings per share is computed by dividing the profit / (loss) after tax (including the post tax effect of extraordinary items, if any) by the weighted average number of equity shares outstanding during the year. Diluted earnings per share is computed by dividing the profit / (loss) after tax (including the post tax effect of extraordinary items, if any) as adjusted for dividend, interest and other charges to expense or income (net of any attributable taxes) relating to the dilutive potential equity shares, by the weighted average number of equity shares considered for deriving basic earnings per share and the weighted average number of equity shares which could have been issued on the conversion of all dilutive potential equity shares. Potential equity shares are deemed to be dilutive only if their conversion to equity shares would decrease the net profit per share from continuing ordinary operations. Potential dilutive equity shares are deemed to be converted as at the beginning of the period, unless they have been issued at a later date. Dilutive potential equity shares are determined independently for each period presented. The number of equity shares and potentially dilutive equity shares are adjusted for share splits / reverse share splits and bonus shares, as appropriate.

**2.15 Taxes on income**

Income tax expense comprises current and deferred tax. It is recognised in statement of profit and loss except to the extent that it relates items recognised directly in equity or in Other Comprehensive Income.

**Current income tax**

The tax currently payable is based on taxable profit for the year. Taxable profit differs from 'profit before tax' as reported in the statement of profit and loss because of items of income or expense that are taxable or deductible in other years and items that are never taxable or deductible. The current tax is calculated using tax rates and tax laws that have been enacted or substantively enacted by the end of the reporting period.

Current tax assets and liabilities are offset only if, the Company:

- i) has a legally enforceable right to set off the recognised amounts; and
- ii) intends either to settle on a net basis, or to realise the asset and settle the liability simultaneously.

#### Deferred tax

Deferred tax is provided using the Balance sheet method on temporary differences between the tax bases of assets and liabilities and their carrying amounts for financial reporting purposes at the reporting date.

Deferred tax assets are recognised for all deductible temporary differences, the carry forward of unused tax credits and any unused tax losses. Deferred tax assets are recognised to the extent that it is probable that taxable profit will be available against which the deductible temporary differences, and the carry forward of unused tax credits and unused tax losses can be utilised.

The carrying amount of deferred tax assets is reviewed at each reporting date and reduced to the extent that it is no longer probable that sufficient taxable profit will be available to allow all or part of the deferred tax asset to be utilised. Unrecognised deferred tax assets are re-assessed at each reporting date and are recognised to the extent that it has become probable that future taxable profits will allow the deferred tax asset to be recovered.

Deferred tax assets and liabilities are measured at the tax rates that are expected to apply in the year when the asset is realised or the liability is settled, based on tax rates (and tax laws) that have been enacted or substantively enacted at the reporting date.

Deferred tax assets and deferred tax liabilities are offset if a legally enforceable right exists to set off current tax assets against current tax liabilities and the deferred taxes relate to the same taxable entity and the same taxation authority.

Deferred tax assets are recognised in the financial statements to the extent of Deferred Tax Liabilities as at year end.

#### Current and deferred tax for the year

Current and deferred tax are recognised in statement of profit and loss, except when they relate to items that are recognised in other comprehensive income or directly in equity, in which case, the current and deferred tax are also recognised in other comprehensive income or directly in equity respectively.

#### **2.16 Non-current assets held for sale**

The Company classifies non-current assets as held for sale if their carrying amounts will be recovered principally through a sale rather than through continuing use. Non-current assets classified as held for sale are measured at the lower of their carrying amount and fair value less costs to sell. Costs to sell are the incremental costs directly attributable to the disposal of an asset, excluding finance costs and income tax expense. Any expected loss is recognized immediately in the statement of profit and loss.

The criteria for held for sale classification is regarded as met only when the sale is highly probable, and the assets is available for immediate sale in its present condition. Actions required to complete the sale/ distribution should indicate that it is unlikely that significant changes to the sale will be made or that the decision to sell will be withdrawn. Management must be committed to the sale and the sale expected within one year from the date of classification.

The Company treats sale of the asset to be highly probable when:

- i) The appropriate level of management is committed to a plan to sell the asset
- ii) An active programme to locate a buyer and complete the plan has been initiated (if applicable)
- iii) The asset is being actively marketed for sale at a price that is reasonable in relation to its current fair value,
- iv) The sale is expected to qualify for recognition as a completed sale within one year from the date of classification, and
- v) Actions required to complete the plan indicate that it is unlikely that significant changes to the plan will be made or that the plan will be withdrawn.

Property, plant and equipment and intangible assets once classified as held for sale are not depreciated or amortized.

Assets and liabilities classified as held for sale are presented separately as current items in the balance sheet.

#### **2.17 Provisions and contingencies**

Provisions are recognised when the Company has a present obligation (legal or constructive) as a result of a past event, it is probable that an outflow of resources embodying economic benefits will be required to settle the obligation and a reliable estimate can be made of the amount of the obligation. When the Company expects some or all of a provision to be reimbursed, for example, under an insurance contract, the reimbursement is recognised as a separate asset, but only when the reimbursement is virtually certain. The expense relating to a provision is presented in the statement of profit and loss net of any reimbursement.

If the effect of the time value of money is material, provisions are determined by discounting the expected future cash flows to net present value using an appropriate pre-tax discount rate that reflects current market assessments of the time value of money and, where appropriate, the risks specific to the liability. Unwinding of the discount is recognized in statement of profit and loss as a finance cost. Provisions are reviewed at each reporting date and are adjusted to reflect the current best estimate.

A contingent liability is a possible obligation that arises from past events whose existence will be confirmed by the occurrence or non-occurrence of one or more uncertain future events beyond the control of the Company or a present obligation that is not recognised because it is not probable that an outflow of resources will be required to settle the obligation. A contingent liability also arises in extremely rare cases where there is a liability that cannot be recognised because it cannot be measured reliably. The Company does not recognize a contingent liability but discloses its existence in the financial statements.



In the normal course of business, contingent liabilities may arise from litigation and other claims against the Company. There are certain obligations which management has concluded, based on all available facts and circumstances, are not probable of payment or are very difficult to quantify reliably, and such obligations are treated as Contingent liabilities and disclosed in the notes but are not reflected as liabilities in the financial statements. Although there can be no assurance regarding the final outcome of the legal proceedings in which the Company involved, it is not expected that such contingencies will have a material effect on its financial position or profitability.

Contingent assets are not recognised but disclosed in the financial statements when an inflow of economic benefits is probable.

## **2.18 Financial instruments**

Financial assets and financial liabilities are recognised when a Company becomes a party to the contractual provisions of the instruments.

Financial assets and financial liabilities are initially measured at fair value. Transaction costs that are directly attributable to the acquisition or issue of financial assets and financial liabilities (other than financial assets and financial liabilities at fair value through profit or loss) are added to or deducted from the fair value of the financial assets or financial liabilities, as appropriate, on initial recognition. Transaction costs directly attributable to the acquisition of financial assets or financial liabilities at fair value through statement of profit and loss are recognised immediately in statement of profit and loss.

### **Financial assets**

All regular way purchases or sales of financial assets are recognised and derecognised on a trade date basis. Regular way purchases or sales are purchases or sales of financial assets that require delivery of assets within the time frame established by regulation or convention in the marketplace.

All recognised financial assets are subsequently measured in their entirety at either amortised cost or fair value, depending on the classification of the financial assets.

### **Classification of financial assets**

Debt instruments that meet the following conditions are subsequently measured at amortised cost less impairment loss (except for debt investments that are designated as at fair value through profit or loss on initial recognition):

- the asset is held within a business model whose objective is to hold assets in order to collect contractual cash flows; and
- the contractual terms of the instrument give rise on specified dates to cash flows that are solely payments of principal and interest on the principal amount outstanding.

All other financial assets are subsequently measured at fair value.

### **Amortised cost and effective interest method**

The effective interest method is a method of calculating the amortised cost of a debt instrument and of allocating interest income over the relevant period. The effective interest rate is the rate that exactly discounts estimated future cash receipts (including all fees and points paid or received that form an integral part of the effective interest rate, transaction costs and other premiums or discounts) through the expected life of the debt instrument, or, where appropriate, a shorter period, to the net carrying amount on initial recognition.

Income is recognised on an effective interest basis for debt instruments other than those financial assets classified as at FVTPL. Interest income is recognised in profit or loss and is included in the Statement of Profit and Loss.

### **Financial assets at fair value through profit or loss (FVTPL)**

A financial asset may be designated as at FVTPL upon initial recognition if such designation eliminates or significantly reduces a measurement or recognition inconsistency that would arise from measuring assets or liabilities or recognising the gains and losses on them on different bases. The Company has not designated any debt instrument as at FVTPL.

Financial assets at FVTPL are measured at fair value at the end of each reporting period, with any gains or losses arising on re-measurement recognised in statement of profit and loss. The net gain or loss recognised in statement of profit and loss is included in the 'other gains and losses' line item.

### **Impairment of financial assets**

The Company measures the loss allowance for a financial instrument at an amount equal to the lifetime expected credit losses if the credit risk on that financial instrument has increased significantly since initial recognition. If the credit risk on a financial instrument has not increased significantly since initial recognition, the Company measures the loss allowance for that financial instrument at an amount equal to 12-month expected credit losses.

However, for trade receivables or contract assets that result in relation to revenue from contracts with customers, the Company measures the loss allowance at an amount equal to lifetime expected credit losses.

When making the assessment of whether there has been a significant increase in credit risk since initial recognition, the Company uses the change in the risk of a default occurring over the expected life of the financial instrument instead of the change in the amount of expected credit losses. To make that assessment, the Company compares the risk of a default occurring on the financial instrument as at the reporting date with the risk of a default occurring on the financial instrument as at the date of initial recognition and considers reasonable and supportable information, that is available without undue cost or effort, that is indicative of significant increases in credit risk since initial recognition.

#### **Derecognition of financial assets**

The Company derecognises a financial asset when the contractual rights to the cash flows from the asset expire, or when it transfers the financial asset and substantially all the risks and rewards of ownership of the asset to another party. If the Company neither transfers nor retains substantially all the risks and rewards of ownership and continues to control the transferred asset, the Company recognises its retained interest in the asset and an associated liability for amounts it may have to pay. If the Company retains substantially all the risks and rewards of ownership of a transferred financial asset, the Company continues to recognise the financial asset.

On derecognition of a financial asset in its entirety, the difference between the asset's carrying amount and the sum of the consideration received and receivable and the cumulative gain or loss that had been recognised in other comprehensive income and accumulated in equity is recognised in profit or loss if such gain or loss would have otherwise been recognized in profit or loss on disposal of that financial asset.

On derecognition of a financial asset other than in its entirety (e.g. when the Company retains an option to repurchase part of a transferred asset), the Company allocates the previous carrying amount of the financial asset between the part it continues to recognise under continuing involvement, and the part it no longer recognises on the basis of the relative fair values of those parts on the date of the transfer. The difference between the carrying amount allocated to the part that is no longer recognised and the sum of the consideration received for the part no longer recognised and any cumulative gain or loss allocated to it that had been recognised in other comprehensive income is recognised in profit or loss if such gain or loss would have otherwise been recognized in profit or loss on disposal of that financial asset. A cumulative gain or loss that had been recognised in other comprehensive income is allocated between the part that continues to be recognised and the part that is no longer recognised on the basis of the relative fair values of those parts.

#### **Financial liabilities and equity instruments**

##### **Classification as debt or equity**

Debt and equity instruments issued by a Company are classified as either financial liabilities or as equity in accordance with the substance of the contractual arrangements and the definitions of a financial liability and an equity instrument.

##### **Equity instruments**

An equity instrument is any contract that evidences a residual interest in the assets of an entity after deducting all of its liabilities. Equity instruments issued by a Company entity are recognised at the proceeds received, net of direct issue costs.

Repurchase of the Company's own equity instruments is recognised and deducted directly in equity. No gain or loss is recognised in profit or loss on the purchase, sale, issue or cancellation of the Company's own equity instruments.

##### **Financial liabilities**

All financial liabilities are subsequently measured at amortised cost using the effective interest method or at FVTPL. However, financial liabilities that arise when a transfer of a financial asset does not qualify for derecognition or when the continuing involvement approach applies, financial guarantee contracts issued by the Company, and commitments issued by the Company to provide a loan at below-market interest rate are measured in accordance with the specific accounting policies set out below.

Financial liabilities are classified as at FVTPL when the financial liability is either held for trading or it is designated as at FVTPL.

##### **Financial liabilities at FVTPL**

Financial liabilities are classified as at FVTPL when the financial liability is either held for trading or it is designated as at FVTPL.

A financial liability is classified as held for trading if:

- It has been incurred principally for the purpose of repurchasing it in the near term; or
- on initial recognition it is part of a portfolio of identified financial instruments that the Company manages together and has a recent actual pattern of short-term profit-taking; or
- it is a derivative that is not designated and effective as a hedging instrument.



A financial liability other than a financial liability held for trading may be designated as at FVTPL upon initial recognition if:

- such designation eliminates or significantly reduces a measurement or recognition inconsistency that would otherwise arise; or
- the financial liability forms part of a Company of financial assets or financial liabilities or both, which is managed and its performance is evaluated on a fair value basis, in accordance with the Company's documented risk management or investment strategy, and information about the Company is provided internally on that basis; or
- it forms part of a contract containing one or more embedded derivatives, and Ind AS 109 permits the entire combined contract to be designated as at FVTPL in accordance with Ind AS 109.

Financial liabilities at FVTPL are stated at fair value, with any gains or losses arising on remeasurement recognised in statement of profit and loss. The net gain or loss recognised in statement of profit and loss incorporates any interest paid on the financial liability and is included in the 'other gains and losses' line item.

However, for non-held-for-trading financial liabilities that are designated as at FVTPL, the amount of change in the fair value of the financial liability that is attributable to changes in the credit risk of that liability is recognised in other comprehensive income, unless the recognition of the effects of changes in the liability's credit risk in other comprehensive income would create or enlarge an accounting mismatch in statement of profit and loss. The remaining amount of change in the fair value of liability is recognised in statement of profit and loss. Changes in fair value attributable to a financial liability's credit risk that are recognised in other comprehensive income are not subsequently reclassified to statement of profit and loss.

Gains or losses on financial guarantee contracts and loan commitments issued by the Company that are designated by the Company as at fair value through profit or loss are recognised in statement of profit and loss.

#### **Financial liabilities subsequently measured at amortised cost**

Financial liabilities that are not held-for-trading and are not designated as at FVTPL are measured at amortised cost at the end of subsequent accounting periods. The carrying amounts of financial liabilities that are subsequently measured at amortised cost are determined based on the effective interest method. Interest expense that is not capitalised as part of costs of an asset is included in the 'finance costs' line item.

The effective interest method is a method of calculating the amortised cost of a financial liability and of allocating interest expense over the relevant period. The effective interest rate is the rate that exactly discounts estimated future cash payments (including all fees and points paid or received that form an integral part of the effective interest rate, transaction costs and other premiums or discounts) through the expected life of the financial liability, or (where appropriate) a shorter period, to the net carrying amount on initial recognition.

#### **Foreign exchange gains and losses**

For financial liabilities that are denominated in a foreign currency and are measured at amortised cost at the end of each reporting period, the foreign exchange gains and losses are determined based on the amortised cost of the instruments and are recognised in the 'other gains and losses' line item in the statement of profit and loss.

The fair value of financial liabilities denominated in a foreign currency is determined in that foreign currency and translated at the spot rate at the end of the reporting period. For financial liabilities that are measured as at FVTPL, the foreign exchange component forms part of the fair value gains or losses and is recognised in the statement of profit and loss.

#### **Derecognition of financial liabilities**

The Company derecognises financial liabilities when, and only when, the Company's obligations are discharged, cancelled or they expire. The difference between the carrying amount of the financial liability derecognised and the consideration paid and payable is recognised in statement of profit and loss.

### **2.19 Operating cycle**

Based on the nature of the operations and the time between the acquisition of assets for processing and their realization in cash or cash equivalents, the Company has ascertained its operating cycle as twelve months for the purpose of current non-current classification of assets and liabilities.

### **2.20 Critical accounting judgements and key sources of estimation uncertainty**

The preparation of these financial statements in conformity with Ind AS requires management to make judgements, estimates and assumptions that affect the application of accounting policies and the reported amounts of assets, liabilities, income, expenses and disclosures of contingent assets and liabilities at the date of these financial statements and the reported amounts of revenues and expenses for the years presented. Actual results may differ from these estimates under different assumptions and conditions.

Estimates and underlying assumptions are reviewed on an ongoing basis. Revisions to accounting estimates are recognised in the period in which the estimate is revised and future periods affected.

In particular, information about significant areas of estimation uncertainty and critical judgments in applying accounting policies that have the most significant effect on the amounts recognized in the financial statements are included in the following accounting policies and/or notes:

#### Critical estimates and judgements in applying accounting policies

The following are the critical judgements, apart from those estimations that the management has made in the process of applying the Company Accounting Policies and that have most significant effect on the amounts recognised in the financial statements.

#### Provisions and contingencies

The significant capital commitments in relation to various capital projects are not recognized in the balance sheet. In the normal course of business, contingent liabilities may arise from litigation and other claims against the Company. Guarantees are also provided in the normal course of business. There are certain obligations which management has concluded, based on all available facts and circumstances, are not probable of payment or are very difficult to quantify reliably, and such obligations are treated as contingent liabilities and disclosed in the notes but are not reflected as liabilities in the financial statements. Although there can be no assurance regarding the final outcome of the legal proceedings in which the Company involved, it is not expected that such contingencies will have a material effect on its financial position or profitability.

#### Impairment of assets

In assessing the property, plant and equipment and intangible assets for impairment, factors leading to significant reduction in profits such as changes in commodity prices, the Company's business plans and changes in regulatory environment are taken into consideration. The carrying value of the assets of a cash generating unit (CGU) is compared with the recoverable amount of those assets, that is, the higher of fair value less costs of disposal and value in use. Recoverable value is based on the management estimates of commodity prices, market demand and supply, economic and regulatory climates, long-term plan, discount rates and other factors. Any subsequent changes to cash flow due to changes in the abovementioned factors could impact the carrying value of the assets.

#### Useful life of property, plant and equipment and intangible assets

Property, plant and equipment and intangible assets as disclosed above are depreciated over their useful economic lives. Management reviews the useful economic lives at least once a year and any changes could affect the depreciation rates prospectively and hence the asset carrying values. The Company also reviews its property, plant and equipment, for possible impairment if there are events or changes in circumstances that indicate that carrying values of the assets may not be recoverable. In assessing the property, plant and equipment for impairment, factors leading to significant reduction in profits such as changes in commodity prices, the Company's business plans and changes in regulatory environment are taken into consideration.

The carrying value of the assets of a cash generating unit (CGU) is compared with the recoverable amount of those assets, that is, the higher of fair value less costs of disposal and value in use. Recoverable value is based on the management estimates of commodity prices, market demand and supply, economic and regulatory climates, long-term plan, discount rates and other factors. Any subsequent changes to cash flow due to changes in the above mentioned factors could impact the carrying value of the assets.

#### Contingencies and commitments

In the normal course of business, contingent liabilities may arise from litigation, taxation and other claims against the Company. A tax provision is recognised when the Company has a present obligation as a result of a past event, it is probable that the Company will be required to settle that obligation.

Where it is management's assessment that the outcome cannot be reliably quantified or is uncertain the claims are disclosed as contingent liabilities unless the likelihood of an adverse outcome is remote. Such liabilities are disclosed in the notes but are not provided for in the financial statements.

When considering the classification of a legal or tax cases as probable, possible or remote there is judgement involved. This pertains to the application of the legislation, which in certain cases is based upon management's interpretation of country specific tax.

#### Measurement of defined benefit obligations

The obligation arising from the defined benefit plan is determined on the basis of actuarial assumptions. Key actuarial assumptions include discount rate, trends in salary escalation and vested future benefits and life expectancy. The discount rate is determined with reference to market yields at the end of the reporting period on the government bonds. The period to maturity of the underlying bonds correspond to probable maturity of the post-employment benefit obligations.

### 2.21 Key sources of estimation uncertainty

#### (a) Taxes

Uncertainties exist with respect to the interpretation of complex tax regulations, changes in tax laws, and the amount and timing of future taxable income. Given the wide range of business relationships and the long-term nature and complexity of existing contractual agreements, differences arising between the actual results and the assumptions made, or future changes to such assumptions, could necessitate future adjustments to tax income and expense already recorded. The firm establishes provisions, based on reasonable estimates. The amount of such provisions is based on various factors, such as experience of previous tax audits and differing interpretations of tax regulations by the taxable entity and the responsible tax authority. Such differences of interpretation may arise on a wide variety of issues depending on the conditions prevailing in the respective domicile of the companies.

#### (b) Impairment of Financial assets

The impairment provisions of financial assets are based on assumptions about risk of default and expected loss rates. The firm uses judgment in making these assumptions and selecting the inputs to the impairment calculation, based on firm's past history, existing market conditions as well as forward looking estimates at the end of each reporting period.

#### (c) Impairment of non-Financial assets

The firm assesses at each reporting date whether there is an indication that an asset may be impaired. If any indication exists, or when annual impairment testing for an asset is required, the firm estimates the asset's recoverable amount. An asset's recoverable amount is the higher of an asset's CGU's fair value less cost of disposal and its value in use. It is determined for an individual asset, unless the asset does not generate cash inflows that are largely independent of those from other assets or firm's of assets. Where the carrying amount of an asset or CGU exceeds its recoverable amount, the asset is considered impaired and is written down to its recoverable amount.

In assessing value in use, the estimated future cash flows are discounted to their present value using a pre-tax discount rate that reflects current market assessments of the time value of money and the risks specific to the asset. In determining fair value less costs of disposal, recent market transactions are taken into account. If no such transactions can be identified, an appropriate valuation model is used. These calculations are corroborated by valuation multiples, or other fair value indicators.



3 Property, plant and equipment

	Building	Plant and machinery	Furniture and fixtures	Vehicles	Office equipment	Computers	Total	Capital Work in Progress
<b>Carrying value:</b>								
Balance as at April 01, 2022	4,433.82	10,634.30	1,053.54	83.21	126.39	147.02	16,478.28	420.17
Additions	-	475.88	19.60	11.52	4.24	36.90	548.14	62.26
Disposals/ adjustments	-	(29.82)	(2.33)	-	-	-	(32.15)	(194.32)
Balance as at March 31, 2023	4,433.82	11,080.36	1,070.81	94.73	130.63	183.92	16,994.27	288.12
Additions	19.82	444.72	3.75	19.75	0.54	10.63	499.21	2,410.57
Disposals/ adjustments	(508.10)	(208.43)	-	-	(3.40)	-	(719.93)	(521.12)
Assets held for sale	-	(2,415.98)	(266.51)	(30.78)	(9.86)	(9.36)	(2,732.49)	-
Balance as at March 31, 2024	3,945.54	8,900.67	808.05	83.70	117.91	185.19	14,041.06	2,177.57
<b>Accumulated depreciation:</b>								
Balance as at April 01, 2022	609.63	2,707.86	407.35	11.61	90.56	110.36	3,937.36	-
Depreciation expense	139.79	1,061.70	101.04	11.07	16.13	20.54	1,350.27	-
Disposals/ adjustments	-	(13.83)	(0.53)	-	-	-	(14.36)	-
Balance as at March 31, 2023	749.42	3,755.73	507.86	22.68	106.69	130.90	5,273.28	-
Depreciation expense	139.84	1,084.75	90.50	9.17	7.67	17.60	1,349.53	-
Disposals/ adjustments	(90.69)	(90.59)	-	-	(3.23)	-	(184.51)	-
Assets held for sale	-	(1,135.49)	(134.21)	(9.56)	(3.72)	(7.65)	(1,290.63)	-
Balance as at March 31, 2024	798.57	3,614.40	464.15	22.29	107.41	140.85	5,147.67	-
<b>Net carrying amount</b>								
Balance as at March 31, 2024	3,146.97	5,286.27	343.90	61.41	10.50	44.34	8,893.39	2,177.57
Balance as at March 31, 2023	3,684.40	7,324.63	562.95	72.05	23.94	53.02	11,720.99	288.12

3.1 Capital work-in-progress ageing schedule

<b>As at March 31, 2024</b>					
Particulars	Amount in CWIP for a period of				Total
	Less than 1 year	1-2 years	2-3 years	More than 3 years	
1. Projects in progress	2,172.05	5.52	-	-	2,177.57
<b>Total</b>	<b>2,172.05</b>	<b>5.52</b>	<b>-</b>	<b>-</b>	<b>2,177.57</b>
<b>As at March 31, 2023</b>					
Particulars	Amount in CWIP for a period of				Total
	Less than 1 year	1-2 years	2-3 years	More than 3 years	
1. Projects in progress	63.15	99.22	125.73	-	288.10
<b>Total</b>	<b>63.15</b>	<b>99.22</b>	<b>125.73</b>	<b>-</b>	<b>288.10</b>

Note :

1. Disclosure of capital commitment for the acquisition of property, plant and equipment has been provided in note no. 36(ii).

**Shree Jee Laboratory Private Limited**  
**Notes forming part of the financial statements for the year ended March 31, 2024**  
**All amounts are in INR lacs unless otherwise stated**

**4 Right-of-use assets**

	<b>Leasehold Land</b>	<b>Total</b>
<b>Carrying value:</b>		
<b>Balance as at April 01, 2022</b>	<b>528.72</b>	<b>528.72</b>
Additions	717.72	717.72
Disposals	-	-
<b>Balance as at March 31, 2023</b>	<b>1,246.44</b>	<b>1,246.44</b>
Additions	39.29	39.29
Disposals	-	-
<b>Balance as at March 31, 2024</b>	<b>1,285.73</b>	<b>2,003.45</b>
<b>Accumulated amortisation:</b>		
<b>Balance as at April 01, 2022</b>	<b>18.36</b>	<b>18.36</b>
Amortisation expense	9.74	9.74
<b>Balance as at March 31, 2023</b>	<b>28.10</b>	<b>28.10</b>
Amortisation expense	13.37	13.37
<b>Balance as at March 31, 2024</b>	<b>41.47</b>	<b>41.47</b>
<b>Net Carrying amount</b>		
<b>Balance as at March 31, 2024</b>	<b>1,244.26</b>	<b>1,961.98</b>
<b>Balance as at March 31, 2023</b>	<b>1,218.34</b>	<b>1,218.34</b>

**Note :**

1. Right-of-use assets includes Lease hold land taken on long term lease agreement of 99 years.

**Shree Jee Laboratory Private Limited**  
**Notes forming part of the financial statements for the year ended March 31, 2024**  
**All amounts are in INR lacs unless otherwise stated**

**5 Intangible assets**

	<u>Computer software</u>	<u>Total</u>
<b>Carrying value:</b>		
<b>Balance as at April 01, 2022</b>	<b>139.40</b>	<b>139.40</b>
Additions	-	-
Disposals	-	-
<b>Balance as at March 31, 2023</b>	<b>139.40</b>	<b>139.40</b>
Additions	32.19	32.19
Disposals	-	-
<b>Balance as at March 31, 2024</b>	<b>171.59</b>	<b>171.59</b>
<b>Accumulated amortisation:</b>		
<b>Balance as at April 01, 2022</b>	<b>118.99</b>	<b>118.99</b>
Amortisation expense	9.80	9.80
Disposals	-	-
<b>Balance as at March 31, 2023</b>	<b>128.79</b>	<b>128.79</b>
Amortisation expense	9.93	9.93
Disposals	-	-
<b>Balance as at March 31, 2024</b>	<b>138.72</b>	<b>138.72</b>
<b>Net Carrying amount</b>		
<b>Balance as at March 31, 2024</b>	<b>32.87</b>	<b>32.87</b>
<b>Balance as at March 31, 2023</b>	<b>10.61</b>	<b>10.61</b>



**Shree Jee Laboratory Private Limited**  
**Notes forming part of the financial statements for the year ended March 31, 2024**  
**All amounts are in INR lacs unless otherwise stated**

	<u>As at March 31, 2024</u>	<u>As at March 31, 2023</u>
<b>6 Other financial assets</b>		
<b>Non-Current (Unsecured and considered good)</b>		
Security deposits	102.69	102.46
	<u><b>102.69</b></u>	<u><b>102.46</b></u>
<b>Notes:</b>		
a. Security deposits includes interest accrued and not due amounting to INR 3.28 and INR 3.05 lacs as at March 31, 2024 and as at March 31, 2023 respectively.		
<b>7 Income tax assets and liabilities</b>		
<b>Non current tax assets</b>		
Income tax receivable (net of provisions)	310.25	66.26
	<u><b>310.25</b></u>	<u><b>66.26</b></u>
<b>Current tax liabilities</b>		
Income tax payable (net of advance tax)	75.74	-
	<u><b>75.74</b></u>	<u><b>-</b></u>
<b>Income tax assets / (liabilities)</b>	<u><b>234.51</b></u>	<u><b>66.26</b></u>
<b>8 Other assets</b>		
<b>Non-Current (unsecured and considered good)</b>		
Balances with Government authorities	1.78	1.78
Capital advances	29.46	270.91
	<u><b>31.24</b></u>	<u><b>272.69</b></u>
<b>Current (unsecured and considered good)</b>		
Prepaid expenses	45.10	23.47
Advances to vendors	150.45	330.62
Advances to employees	0.31	0.52
Balances with Government authorities	-	67.68
Government grant receivables (refer note 44)	12.20	-
	<u><b>208.06</b></u>	<u><b>422.29</b></u>

**Shree Jee Laboratory Private Limited**  
**Notes forming part of the financial statements for the year ended March 31, 2024**  
**All amounts are in INR lacs unless otherwise stated**

	As at March 31, 2024	As at March 31, 2023
<b>9 Inventories</b>		
Raw materials		
In hand	2,004.21	2,027.70
In transit	136.91	360.38
Work-in-progress	960.33	765.18
Finished goods	735.14	1,778.05
Stores and spares	145.48	137.48
Consumables	-	9.94
	<b>3,982.07</b>	<b>5,078.73</b>

**Note:-**

Inventory write downs are recognised, considering, considering the nature of inventory, estimated shelf life, ageing of inventory and actual scrapping of inventory as well as provisioning policy of the Company. Write downs of inventories amounted to 823.85 lacs (March 31, 2023 :505.79 lacs). These written down were included in the cost of raw material and components consumed and changes in inventories of finished goods and work in progress.

	As at March 31, 2024	As at March 31, 2023
<b>10 Trade receivables</b>		
<b>Unsecured</b>		
Unsecured, considered good	619.47	256.62
Credit impaired	14.37	14.37
Unsecured, considered good- Related Parties (refer note 37 )	1,814.75	3,297.42
	<b>2,448.59</b>	<b>3,568.41</b>
Less: Allowance against expected credit loss	(14.37)	(14.37)
	<b>2,434.22</b>	<b>3,554.04</b>

**10.1 Trade Receivables ageing schedule**

<b>As at March 31, 2024</b>							
Particulars	Current but not due	Outstanding for following periods from due date of payment					Total
		Less than 6 Months	6 months – 1 year	1-2 years	2-3 years	More than 3 years	
Undisputed Trade Receivables – considered good	180.34	2,234.52	-	-	17.83	1.54	2,434.22
Disputed Trade receivables – credit impaired	-	-	-	-	11.24	3.13	14.37
	<b>180.34</b>	<b>2,234.52</b>	<b>-</b>	<b>-</b>	<b>29.07</b>	<b>4.67</b>	<b>2,448.59</b>
<b>As at March 31, 2023</b>							
Particulars	Current but not due	Outstanding for following periods from due date of payment					Total
		Less than 6 Months	6 months – 1 year	1-2 years	2-3 years	More than 3 years	
Undisputed Trade Receivables – considered good	735.41	2,617.11	182.15	17.83	1.54	-	3,554.04
Disputed Trade receivables – credit impaired	-	-	-	11.24	2.12	1.01	14.37
	<b>735.41</b>	<b>2,617.11</b>	<b>182.15</b>	<b>29.07</b>	<b>3.66</b>	<b>1.01</b>	<b>3,568.41</b>

a. The Company has used a practical expedient by computing the expected credit loss allowance for trade receivables based on a provision matrix. The provision matrix takes in to account historical credit loss experience and adjusted for forward looking information. Based on historical credit loss experience for the Company and considering forward looking information, there is no expected credit loss allowance on trade receivables.

**b. Movement in allowance for expected credit loss:**

	As at March 31, 2024	As at March 31, 2023
Balance at the beginning of the year	14.37	6.66
Movement for the year	-	7.71
<b>Balance at the end of the year</b>	<b>14.37</b>	<b>14.37</b>

	As at March 31, 2024	As at March 31, 2023
<b>11 Cash and cash equivalents</b>		
Balances with banks		
- In current account	52.72	625.50
- In deposit account (with original maturity of 3 months or less)	2,110.97	-
Cash in hand	0.57	0.50
	<b>2,164.26</b>	<b>626.00</b>

**Notes:**

- a. Bank deposits includes interest accrued and not due on deposit account with banks amounting to INR 10.97 as at March 31, 2024.

	As at March 31, 2024	As at March 31, 2023
<b>12 Other bank balances (carried at amortised cost)</b>		
<b>Current</b>		
Bank deposits with original maturity of more than three months but remaining maturity of less than twelve months	2,797.85	218.21
	<b>2,797.85</b>	<b>218.21</b>

**Note:**

- a. Bank deposits include deposits of INR Nil lacs as at March 31, 2024 and INR 7.00 as at March 31, 2023 are lien marked with banks against which letter of credit/ bank guarantees have been issued to government authorities.
- b. Bank deposits includes interest accrued and not due on deposit account with banks amounting to INR 91.11 and INR 10.64 as at March 31, 2024 and as at March 31, 2023 respectively.

	As at March 31, 2024	As at March 31, 2023
<b>13 Loans</b>		
<b>Current</b>		
(unsecured and considered good)		
Loan to employees	7.22	10.10
	<b>7.22</b>	<b>10.10</b>

**14 Assets classifies as held for sale**

Carrying amount of:

Plant and machineries  
Office equipments  
Computers  
Vehicles  
Furnitures

1,280.49	-
6.14	-
1.72	-
21.22	-
132.30	-
<b>1,441.87</b>	<b>-</b>

**Notes:**

1. The above assets has been recognised as held for sale and measured in accordance with Ind-AS 105 "Non Current Assets Held For Sale and Discontinued Operations" at lower of its carrying amount and fair value less cost to sell. The Company expects to complete the sale by March 31, 2025.



15 Share capital

	Equity shares	
	As at March 31, 2024	As at March 31, 2023
<b>Authorised</b> 14,05,00,000 equity shares of INR 10 each (March 31, 2023: 14,05,00,000 equity shares of INR 10 each)	14,050.00	14,050.00
<b>Issued, subscribed and fully paid up</b> 14,04,98,730 equity shares of INR 10 each fully paid up (March 31, 2023: 14,04,98,730 equity shares of INR 10 each)	14,049.87	14,049.87
	<b>14,049.87</b>	<b>14,049.87</b>

Notes:

(i) Rights, preferences and restrictions attached to Equity Shares

The Company has only one class of equity shares having a par value of INR 10 per share. Each holder of equity shares is entitled to one vote per share. In the event of liquidation of the Company, holder of equity shares will be entitled to receive remaining assets of the Company after distribution of all preferential amount. The distribution will be in proportion to the number of equity shares held by the shareholders.

(ii) Reconciliation of the number of shares and amount outstanding at the beginning and at the end of the year:

a) Issued equity capital

Particulars	As at March 31, 2024		As at March 31, 2023	
	Number	Amount	Number	Amount
Equity shares outstanding at the beginning of the year	14,04,98,730	14,049.87	14,04,98,730	14,049.87
Add : Issued during the year	-	-	-	-
<b>Equity shares outstanding at the end of the year</b>	<b>14,04,98,730</b>	<b>14,049.87</b>	<b>14,04,98,730</b>	<b>14,049.87</b>

(iii) Details of shares held by the holding company

Particulars	As at March 31, 2024		As at March 31, 2023	
	Number	Amount	Number	Amount
Mankind Pharma Limited (along with nominee shareholder) - Equity shares	14,04,98,730	14,049.87	14,04,98,730	14,049.87

(iv) Shares held by each shareholder holding more than 5 percent shares:

Equity shares	As at March 31, 2024		As at March 31, 2023	
	Numbers	% holding	Numbers	% holding
Mankind Pharma Limited (along with nominee shareholder)	14,04,98,730	100%	14,04,98,730	100%
	<b>14,04,98,730</b>	<b>100%</b>	<b>14,04,98,730</b>	<b>100%</b>

(v) Shares held by each promoter:

As at March 31, 2024			
S.No	Promoter Name	Number of shares held	% of total shares
1	Mankind Pharma Limited	14,04,98,729	100%
2	Nidhi Arora (On behalf of Mankind Pharma Ltd)	1	0%

As at March 31, 2023			
S.No	Promoter Name	Number of shares held	% of total shares
1	Mankind Pharma Limited	14,04,98,729	100%
2	Nidhi Arora (On behalf of Mankind Pharma Ltd)	1	0%

**Shree Jee Laboratory Private Limited**  
**Notes forming part of the financial statements for the year ended March 31, 2024**  
**All amounts are in INR lacs unless otherwise stated**

	<b>As at March 31, 2024</b>	<b>As at March 31, 2023</b>
<b>16 Other equity</b>		
Securities premium reserve (refer note 16.1)	87.42	87.42
Retained earnings (refer note 16.2)	9,694.94	3,380.36
	<b>9,782.36</b>	<b>3,467.78</b>
<b>16.1 Securities premium reserve</b>		
Balance at the beginning of the year	87.42	87.42
Changes during the year	-	-
<b>Balance at the end of the year</b>	<b>87.42</b>	<b>87.42</b>
<b>16.2 Retained earnings</b>		
Balance at the beginning of the year	3,380.36	(532.67)
Profit for the year	6,308.89	3,915.21
Other comprehensive income	5.69	(2.18)
<b>Balance at the end of the year</b>	<b>9,694.94</b>	<b>3,380.36</b>
	<b>As at March 31, 2024</b>	<b>As at March 31, 2023</b>
<b>17 Provisions</b>		
<b>Non-current</b>		
Provision for employee benefits		
Provision for gratuity (net)	104.66	107.47
	<b>104.66</b>	<b>107.47</b>
<b>Current</b>		
Provision for employee benefits		
Provision for compensated absences	238.07	256.08
Provision for gratuity (net)	15.05	11.21
	<b>253.12</b>	<b>267.29</b>

**Shree Jee Laboratory Private Limited**  
**Notes forming part of the financial statements for the year ended March 31, 2024**  
**All amounts are in INR lacs unless otherwise stated**

			As at March 31, 2024	As at March 31, 2023
<b>18 Deferred tax balances</b>				
Deferred tax liabilities			(679.15)	(1,092.31)
Deferred tax assets			444.61	243.17
<b>Deferred tax assets / (liabilities) (net)</b>			<b>(234.54)</b>	<b>(849.14)</b>
<b>Year ended March 31, 2024</b>	<b>Opening Balance</b>	<b>Recognised in Profit or loss</b>	<b>Recognised in other comprehensive Income</b>	<b>Closing balance</b>
<b>Deferred tax liabilities in relation to</b>				
Property, plant and equipment	(1,092.31)	776.05	-	(316.26)
Asset held for sale		(362.89)		(362.89)
	<b>(1,092.31)</b>	<b>413.16</b>	-	<b>(679.15)</b>
<b>Deferred tax assets in relation to</b>				
Bonus payable	5.36	(0.27)	-	5.09
Provision for employee benefits	94.32	(2.35)	(1.92)	90.05
Allowance for expected credit loss	3.62	-	-	3.62
Provision for inventory	139.87	203.10	-	342.97
Others	-	2.87	-	2.87
	<b>243.17</b>	<b>203.35</b>	<b>(1.92)</b>	<b>444.61</b>
<b>Deferred tax liabilities (net)</b>	<b>(849.14)</b>	<b>616.51</b>	<b>(1.92)</b>	<b>(234.54)</b>
<b>Year ended March 31, 2023</b>	<b>Opening Balance</b>	<b>Recognised in Profit or loss</b>	<b>Recognised in other comprehensive Income</b>	<b>Closing balance</b>
<b>Deferred tax liabilities in relation to</b>				
Property, plant and equipment	(1,157.97)	65.66	-	(1,092.31)
	<b>(1,157.97)</b>	<b>65.66</b>	-	<b>(1,092.31)</b>
<b>Deferred tax assets in relation to</b>				
Bonus payable	-	5.36	-	5.36
Provision for employee benefits	75.26	18.33	0.73	94.32
Allowance for expected credit loss	1.68	1.94	-	3.62
Provision for inventory	16.94	122.92	-	139.87
Carried forward losses	459.85	(459.85)	-	-
	<b>553.73</b>	<b>(311.30)</b>	<b>0.73</b>	<b>243.17</b>
<b>Deferred tax liabilities (net)</b>	<b>(604.25)</b>	<b>(245.64)</b>	<b>0.73</b>	<b>(849.14)</b>

Deferred tax assets and liabilities are being offset as they relate to taxes on income levied by the same governing taxation laws.

**19 Borrowings**

**Current**

**(Unsecured, valued at amortised cost)**

Loans from related parties repayable on demand

	As at March 31, 2024	As at March 31, 2023
	-	1,820.34
	-	<b>1,820.34</b>

**Note:**

1. Includes interest accrued of INR 11.21 lacs as at March 31, 2023.

2. Changes in liability arising from financing activities:

**Particulars**

	Current borrowings		Total	
	March 31, 2024	March 31, 2023	March 31, 2024	March 31, 2023
Opening balances	1,820.34	6,009.31	1,820.34	6,009.31
Interest expense	26.86	234.48	26.86	234.48
Cash Inflows	-	-	-	-
Cash Outflows	(1,809.13)	(3,243.54)	(1,809.13)	(3,243.54)
Interest paid	(38.07)	(1,179.91)	(38.07)	(1,179.91)
<b>Closing balances</b>	<b>-</b>	<b>1,820.34</b>	<b>-</b>	<b>1,820.34</b>



## 20 Trade payables

### Current

	As at March 31, 2024	As at March 31, 2023
i. total outstanding dues of micro enterprises and small enterprises (see below)	113.71	83.76
ii. total outstanding dues of creditors other than micro enterprises and small enterprises	943.41	2,418.16
	<b>1,057.12</b>	<b>2,501.92</b>

### 20.1 Trade Payable ageing schedule

#### As at March 31, 2024

Particulars	Unbilled	Not due	Outstanding for following periods from due date of payment				Total
			Less than 1 year	1-2 years	2-3 years	More than 3 years	
Total outstanding dues of micro enterprises and small enterprises		100.90	12.81				113.71
Total outstanding dues of creditors other than micro enterprises and small enterprises	102.91	490.12	350.38				943.41
Disputed dues of micro enterprises and small enterprises							
Disputed dues of creditors other than micro enterprises and small enterprises							
<b>Total</b>	<b>102.91</b>	<b>591.02</b>	<b>363.19</b>				<b>1,057.12</b>

#### As at March 31, 2023

Particulars	Unbilled	Not due	Outstanding for following periods from due date of payment				Total
			Less than 1 year	1-2 years	2-3 years	More than 3 years	
Total outstanding dues of micro enterprises and small enterprises		35.38	48.38				83.76
Total outstanding dues of creditors other than micro enterprises and small enterprises	94.78	814.37	1,470.99	10.45	27.57		2,418.16
Disputed dues of micro enterprises and small enterprises							
Disputed dues of creditors other than micro enterprises and small enterprises							
<b>Total</b>	<b>94.78</b>	<b>849.75</b>	<b>1,519.37</b>	<b>10.45</b>	<b>27.57</b>		<b>2,501.92</b>

#### Note:

- The average credit period on purchases is upto 60 days for the Company.
- Trade Payables include due to related parties INR 250.67 lacs ( March 31, 2023 : INR 754.41 lacs).
- The amounts are unsecured and non-interest bearing.
- The Company has certain dues to suppliers registered under Micro, Small and Medium Enterprises Development Act, 2006 ('MSMED Act'). The disclosures pursuant to the said MSMED Act are as follows:

	As at March 31, 2024	As at March 31, 2023
(a) The principal amount and the interest due thereon remaining unpaid to any supplier at the end of each accounting year		
Principal	112.30	83.76
Interest	1.41	
(b) interest paid in terms of section 16 of the Micro, Small and Medium Enterprises Development Act, 2006 and the amount of payment made to the supplier beyond the appointed day		
(c) interest due and payable for the period of delay in making payment other than the interest specified under the Micro, Small and Medium Enterprises Development Act, 2006		
(d) interest accrued and remaining unpaid	1.41	
(e) further interest remaining due and payable even in the succeeding years for the purpose of disallowance of a deductible expenditure under section 23 of the Micro, Small and Medium Enterprises Development Act, 2006.		

Dues to Micro and Small Enterprises have been determined to the extent such parties have been identified on the basis of information collected by the Management. This has been relied upon by the auditors.

## 21 Other financial liabilities

### Current

	As at March 31, 2024	As at March 31, 2023
Capital Creditors	203.53	251.08
	<b>203.53</b>	<b>251.08</b>

## 22 Other liabilities

### Current

	As at March 31, 2024	As at March 31, 2023
Contract liabilities	14.54	10.90
Statutory liabilities	52.34	263.05
	<b>66.88</b>	<b>273.95</b>

Shree Jee Laboratory Private Limited  
Notes forming part of the financial statements for the year ended March 31, 2024  
All amounts are in INR lacs unless otherwise stated

	Year ended March 31, 2024	Year ended March 31, 2023
<b>23 Revenue from operations</b>		
<b>23.1 Revenue from contracts with customers</b>		
Sale of products	18,960.77	20,114.02
Sale of services	290.56	-
Sale of raw material	358.43	181.76
	<b>19,609.76</b>	<b>20,295.78</b>
<b>(a) Disaggregated revenue information</b>		
Set out below is the disaggregation of the Company's revenue from contracts with customers:		
<b>Segment</b>		
<b>Particulars</b>	<b>Year ended March 31, 2024</b>	<b>Year ended March 31, 2023</b>
<b>(i) Type of goods/services</b>		
Sale of Active Pharmaceutical Ingredients	19,319.20	20,295.78
Sale of Services	290.56	-
<b>Total revenue from contracts with customers</b>	<b>19,609.76</b>	<b>20,295.78</b>
<b>(ii) Geographical Information</b>		
Within India	17,880.71	20,172.26
Outside India	1,729.05	123.52
<b>Total revenue from contracts with customers</b>	<b>19,609.76</b>	<b>20,295.78</b>
<b>(iii) Timing of revenue recognition</b>		
Goods transferred at a point of time	19,319.20	20,295.78
Services transferred over the time	290.56	-
<b>Total revenue from contracts with customers</b>	<b>19,609.76</b>	<b>20,295.78</b>
<b>(b) Contract balances</b>		
Trade receivables (refer note 10)	2,434.22	3,554.04
Contract liabilities (refer note 22)	14.54	10.90
Trade receivables are non interest bearing. Credit period generally falls in the range of 30 to 90 days. Contract liabilities consist of short-term advances received to supply goods from customer.		
<b>(c) Reconciling the amount of revenue recognised in the statement of profit and loss with the contracted price</b>		
Revenue as per contracted price	19,609.76	20,295.78
<b>Revenue from contracts with customers</b>	<b>19,609.76</b>	<b>20,295.78</b>
<b>(d) Performance obligations</b>		
<b>Sale of goods:</b> Performance obligation is satisfied when control of goods is transferred to the customer, generally on delivery of the goods. If in case there is any deviation then product supplied will get replaced with new product.		
<b>Sales of services:</b> The performance obligation in respect of services is satisfied over a period of time and acceptance of the customer. In respect of these services, payment is generally due upon completion of services.		
<b>23.2 Other operating revenues</b>		
Export incentives	35.86	1.60
Scrap sales	17.19	7.93
	<b>53.05</b>	<b>9.53</b>
	<b>19,662.81</b>	<b>20,305.31</b>
<b>24 Other income</b>	<b>Year ended March 31, 2024</b>	<b>Year ended March 31, 2023</b>
<b>Interest income</b>		
Interest income earned on:		
- bank deposits (at amortised cost)	186.89	14.49
- financial assets (at amortised cost)	3.25	5.22
Interest received on income tax refund	-	8.73
Other interest income	0.67	0.87
	<b>190.81</b>	<b>29.31</b>
<b>Other gains and losses</b>		
Gain on sale of property, plant and equipment (net)	7.58	0.39
Liabilities written back	-	25.79
Gain on foreign currency transactions and translation (net)	16.81	-
	<b>24.39</b>	<b>26.18</b>
	<b>215.20</b>	<b>55.49</b>

**Shree Jee Laboratory Private Limited**  
**Notes forming part of the financial statements for the year ended March 31, 2024**  
**All amounts are in INR lacs unless otherwise stated**

	<u>Year ended March 31, 2024</u>	<u>Year ended March 31, 2023</u>
<b>25 Cost of raw material consumed</b>		
<b>Raw material and components consumed</b>		
Inventory at the beginning of the year	2,388.08	1,407.36
Add: Purchases	4,988.61	8,889.10
	<u>7,376.69</u>	<u>10,296.46</u>
Less: Inventory at the end of the year	(2,141.12)	(2,388.08)
	<u>5,235.57</u>	<u>7,908.38</u>
	<u>Year ended March 31, 2024</u>	<u>Year ended March 31, 2023</u>
<b>26 Changes in inventories of finished goods and work in progress</b>		
<b>Opening Stock:</b>		
Finished goods	1,778.05	1,784.15
Work in progress	765.18	1,103.68
	<u>2,543.23</u>	<u>2,887.83</u>
<b>Closing Stock:</b>		
Finished goods	735.14	1,778.05
Work in progress	960.33	765.18
	<u>1,695.47</u>	<u>2,543.23</u>
<b>Net decrease/(increase)</b>	<u>847.76</u>	<u>344.60</u>
	<u>Year ended March 31, 2024</u>	<u>Year ended March 31, 2023</u>
<b>27 Employee benefits expense</b>		
Salaries and wages	1,656.64	2,025.83
Contribution to provident and other fund	125.71	134.67
Gratuity expense (refer note 32)	32.10	33.01
Staff welfare expenses	77.94	101.34
	<u>1,892.39</u>	<u>2,294.85</u>
	<u>Year ended March 31, 2024</u>	<u>Year ended March 31, 2023</u>
<b>28 Finance Costs</b>		
Interest expense on borrowings	26.86	234.48
Interest on delay deposit of income tax	18.63	46.19
Other finance costs	14.72	9.08
	<u>60.21</u>	<u>289.75</u>
	<u>Year ended March 31, 2024</u>	<u>Year ended March 31, 2023</u>
<b>29 Depreciation and amortisation expense</b>		
Depreciation on property, plant and equipment (refer note 3)	1,349.53	1,350.27
Depreciation of Right-of-use assets (refer note 4)	13.37	9.74
Amortisation of intangible assets (refer note 5)	9.93	9.80
	<u>1,372.83</u>	<u>1,369.81</u>



**Shree Jee Laboratory Private Limited**  
**Notes forming part of the financial statements for the year ended March 31, 2024**  
**All amounts are in INR lacs unless otherwise stated**

**30 Other expenses**

	<u>Year ended</u> <u>March 31, 2024</u>	<u>Year ended</u> <u>March 31, 2023</u>
Consumption of stores and spares	136.42	138.37
Power and fuel	729.31	711.65
Rent	0.22	-
Repair and maintenance		
- Machinery	198.26	380.81
- Building	-	98.20
- others	18.68	53.55
Insurance	53.83	66.85
Rates and taxes	22.35	11.04
Communication expenses	5.07	4.92
Postage and courier	2.60	2.89
Travelling and conveyance	34.05	36.57
Printing and stationery	17.53	15.52
Freight cartage and other distribution cost	27.05	23.51
Commission and brokerage	33.45	5.12
CSR expenditure (refer note 39)	100.21	44.75
Donation and contributions	7.60	0.53
Legal and professional charges	78.55	30.11
Payments to auditors (refer note below)	0.75	0.50
Training and recruitment expenses	2.19	4.10
Advertising and sales promotion expenses	-	0.15
Security expenses	26.16	25.64
Testing and inspection charges	735.22	1,162.91
Bank charges	2.42	2.45
Assets written off	417.41	-
Trade and other receivables written off	14.34	16.02
Loss on foreign exchange fluctuation	-	2.28
Allowance for expected credit loss	-	7.71
Miscellaneous expenses	43.71	41.17
<b>Total</b>	<b><u>2,707.38</u></b>	<b><u>2,887.32</u></b>

**Note:**

Payments to auditors (excluding input tax)

**I. To statutory auditors**

a) Audit fees

0.75	0.50
<b><u>0.75</u></b>	<b><u>0.50</u></b>

**Shree Jee Laboratory Private Limited**  
**Notes forming part of the financial statements for the year ended March 31, 2024**  
**All amounts are in INR lacs unless otherwise stated**

	<u>Year ended March 31, 2024</u>	<u>Year ended March 31, 2023</u>
<b>31 Income taxes</b>		
<b>31.1 Income tax recognised in the Statement of profit and loss</b>		
<b>Current tax</b>		
In respect of the current year	2,346.16	1,105.24
In respect of the previous year	(276.67)	-
	<u>2,069.49</u>	<u>1,105.24</u>
<b>Deferred tax</b>		
In respect of the current year	(616.51)	245.64
Impact of change in tax rate	-	-
	<u>(616.51)</u>	<u>245.64</u>
<b>Total income tax expense recognised in the current year</b>	<u>1,452.98</u>	<u>1,350.88</u>
The Income tax expense for the year can be reconciled to the accounting profit as follows:		
<b>Profit before tax</b>	<u>7,761.87</u>	<u>5,266.09</u>
Statutory income tax rate	25.168%	25.168%
Income tax expense at statutory income tax rate	1,953.51	1,325.37
Effect of expenses that are not deductible in determining taxable profit	36.14	25.51
Other adjustments	(536.67)	-
<b>At an effective tax rate of 18.72% (March 31, 2023: 25.65%)</b>	<u>1,452.98</u>	<u>1,350.88</u>
<b>31.2 Income tax recognised in other comprehensive income</b>		
Income tax relating to item that will not be reclassified to profit or loss		
- Remeasurement of the defined benefit plan	(1.92)	0.73
<b>Total income tax expense recognised in other comprehensive income</b>	<u>(1.92)</u>	<u>0.73</u>
- Items that will be reclassified to profit or loss	(1.92)	0.73

**32 Employee Benefits**

The Company participates in defined contribution and benefit schemes, the assets of which are held (where funded) in separately administered funds.

For defined contribution schemes the amount charged to the statement of profit or loss is the total of contributions payable in the period.

**a. Defined contribution plan**

The Company makes contributions towards provident fund and employee state insurance scheme to a defined contribution retirement benefit plan for qualifying employees. The Company's contribution to the Employees Provident Fund and Employees State Insurance scheme is deposited with the Regional Provident Fund Commissioner. Under the scheme, the Company is required to contribute a specified percentage of payroll cost to the retirement benefit scheme to fund the benefits.

During the year, the Company has recognised INR 125.71 lacs (March 31, 2023 : INR 134.67 lacs) for Employer's contributions to the Provident Fund, Employee state insurance, National Pension Scheme and other contributions in the Statement of Profit and Loss. The contribution payable to the plan by the Company is at the rate specified in rules to the scheme.

**b. Defined benefit plan – Gratuity plan**

The Company's contribution towards its gratuity liability is a defined benefit retirement plan.

The gratuity liability arises on retirement, withdrawal, resignation and death of an employee. The aforesaid liability is calculated on the basis of fifteen days salary (i.e. last drawn basic salary) for each completed period of service subject to completion of five years service.

**i. Risks associated with Plan Provisions**

Risks associated with the plan provisions are actuarial risks. These risks are:- (i) Interest risk (discount rate risk), (ii) mortality risk and (iii) salary risk.

Interest risk (discount rate risk)	A decrease in the bond interest rate (discount rate) will increase the plan liability
Mortality risk	The present value of the defined benefit plan liability is calculated by reference to the best estimate of the mortality of plan participants. For this report we have used Indian Assured Lives Mortality (2012-14) ultimate table.  A change in mortality rate will have a bearing on the plan's liability.
Salary risk	The present value of the defined benefit plan liability is calculated with the assumption of salary increase rate of plan participants in future. Deviation in the rate of increase of salary in future for plan participants from the rate of increase in salary used to determine the present value of obligation will have a bearing on the plan's liability.

In respect of the plan in India, the most recent actuarial valuation of the plan assets and the present value of the defined benefit obligation were carried out as at March 31, 2024 by Charan Gupta Consultants Private Limited. The present value of defined benefit obligation, and the related current service cost and past service cost, were measured using the projected unit credit method.

**ii. Principal actuarial assumptions:**

Principal actuarial assumption used to determine the present value of the benefit obligation are as follows:

S. No.	Particulars	Refer note below	As at March 31, 2024	As at March 31, 2023
i.	Discount rate (p.a.)	1	7.25%	7.22%
ii.	Salary escalation rate (p.a.)	2	8.00%	8.00%

**Notes**

- The discount rate is based on the prevailing market yields of Indian Government securities as at the balance sheet date for the estimated term of obligations.
- The expected return is based on the expectation of the average long term rate of return expected on investments of the fund during the estimated term of the obligations.
- The estimates of future salary increases considered takes into account the inflation, seniority, promotion and other relevant factors.



	As at	As at
	March 31, 2024	March 31, 2023
iii. Demographic assumptions:		
1 Retirement age	58 years	58 years
2 Mortality rate	100% of IALM (2012-14)	100% of IALM (2012-14)
3 Average Outstanding service of Employee upto retirement	24.71	25.38
4 No of Employees	280	280
5 Attrition rate		
- Up to 30 Years	14.00%	14.00%
- From 31 to 44 years	14.00%	14.00%
- Above 44 years	14.00%	14.00%

The following tables set out amounts recognised in the Company's financial statements:

a. Amounts recognised in the Statement of Profit and Loss in respect of these defined benefits plans are as follows:

S. No.	Particulars	Year ended As at	Year ended As at
A	Current service cost	23.53	27.33
B	Net interest expenses	8.57	5.68
	<b>Components of defined benefit costs recognised in Statement of Profit or Loss</b>	<b>32.10</b>	<b>33.01</b>

b. Remeasurement on the net defined benefit liability:

S. No.	Particulars	Year ended As at	Year ended As at
A	Actuarial (gains)/losses due to change in demographic assumptions	-	-
B	Actuarial (gains)/losses due to change in financial assumptions	(0.21)	(5.30)
C	Actuarial (gains)/losses due to change in experience variance	(7.40)	8.21
	<b>Component of defined benefit costs recognised in Other Comprehensive Income</b>	<b>(7.61)</b>	<b>2.91</b>

The current service cost and the net interest expense for the period are included in the 'Employee benefits expense' in the Statement of Profit and Loss.

The remeasurement of the net defined benefit liability is included in the other comprehensive income.

c. The amount included in the Balance Sheet arising from the entity's obligation in respect of its defined benefits plans as follows:

S. No.	Particulars	As at March 31, 2024	As at March 31, 2023
A	Present value of defined benefit obligation	119.71	118.68
B	Fair value of plan assets	-	-
	<b>Surplus/(deficit)</b>	<b>119.71</b>	<b>118.68</b>
	Current portion (refer note 17)	15.05	11.21
	Non-current portion (refer note 17)	104.66	107.47
		<b>119.71</b>	<b>118.68</b>

d. Movement in the fair value of the defined benefit obligation:

S. No.	Particulars	Year ended As at	Year ended As at
A.	Opening defined benefit obligation	118.68	87.21
B	Current service cost	23.53	27.33
C	Interest cost	8.57	5.68
D	Acquisition adjustment	(19.56)	-
E	Actuarial (gain)/loss on obligation	(7.61)	2.91
F	Benefits paid	(3.90)	(4.45)
	<b>Closing defined benefit obligations (G=A+B+C+D+E+F)</b>	<b>119.71</b>	<b>118.68</b>

The Company expects to make a contribution of INR 35.00 lacs and INR 38.77 lacs for the year ended As at and As at respectively to the defined benefit plan during the next financial year.

**e. Sensitivity Analysis**

Significant actuarial assumptions for the determination of the defined benefit obligation are discount rate, expected salary increase and mortality. The sensitivity analyses below have been determined based on reasonably possible changes of the assumptions occurring at the end of the reporting period, while holding all other assumptions constant.

Particulars	As at March 31, 2024		As at March 31, 2023	
	Decrease	Increase	Decrease	Increase
Discount Rate (-/+0.5%) (% change compared to base due to sensitivity)	3.59	(3.40)	3.60	(3.58)
Salary Growth Rate (-/+0.5%) (% change compared to base due to sensitivity)	(3.39)	3.55	(3.57)	3.75

The sensitivity analysis presented above may not be representative of the actual change in the defined benefit obligation as it is unlikely that the change in assumptions would occur in isolation of one another as some of the assumptions may be correlated.

Furthermore, in presenting the above sensitivity analysis, the present value of the defined benefit obligation has been calculated using the projected unit credit method at the end of the reporting period, which is the same as that applied in calculating the defined benefit liability recognised in the Balance sheet.

There was no change in the methods and assumptions used in preparing the sensitivity analysis from prior periods.

**f. The expected maturity analysis of defined benefit obligation is as follows:**

	As at March 31, 2024	As at March 31, 2023
<b>Expected cash flows over the next</b>		
0 to 1 Year	15.05	11.21
1 to 5 Year	48.97	49.66
More than 5 years	55.70	57.81

**g. Actuarial assumptions for compensated absences**

S. No.	Particulars	Refer note below	As at	As at
i	Discount rate (p.a.)	1	7.25%	7.22%
ii	Salary escalation rate (p.a.)	3	8.00%	8.00%

**Notes**

- The discount rate is based on the prevailing market yields of Indian Government securities as at the balance sheet date for the estimated term of obligations.
- The compensated absences plan is unfunded.
- The estimates of future salary increases considered takes into account the inflation, seniority, promotion and other relevant factors.

### 33 Financial Instruments

#### Financial risk management objective and policies

This section gives an overview of the significance of financial instruments for the Company and provides additional information on the balance sheet. Details of significant accounting policies, including the criteria for recognition, the basis of measurement and the basis on which income and expenses are recognised, in respect of each class of financial asset, financial liability and equity instrument are disclosed in Note 2.

#### Financial assets and liabilities:

The accounting classification of each category of financial instruments, and their carrying amounts, are set out below:

March 31, 2024	FVTPL	FVTOCI	Amortised Cost	Total carrying value	Total fair value
<b>Financial assets</b>					
Trade receivables	-	-	2,434.22	2,434.22	2,434.22
Cash and cash equivalents	-	-	2,164.26	2,164.26	2,164.26
Other bank balances	-	-	2,797.85	2,797.85	2,797.85
Loans	-	-	7.22	7.22	7.22
Other non current financial assets	-	-	102.69	102.69	102.69
<b>Total</b>	-	-	<b>7,506.24</b>	<b>7,506.24</b>	<b>7,506.24</b>
<b>Financial liabilities</b>					
Trade payables	-	-	1,057.12	1,057.12	1,057.12
Other current financial liabilities	-	-	203.53	203.53	203.53
<b>Total</b>	-	-	<b>1,260.65</b>	<b>1,260.65</b>	<b>1,260.65</b>

March 31, 2023	FVTPL	FVTOCI	Amortised Cost	Total carrying value	Total fair value
<b>Financial assets</b>					
Trade receivables	-	-	3,554.04	3,554.04	3,554.04
Cash and cash equivalents	-	-	626.00	626.00	626.00
Other bank balances	-	-	218.21	218.21	218.21
Loans	-	-	10.10	10.10	10.10
Other non current financial assets	-	-	102.46	102.46	102.46
<b>Total</b>	-	-	<b>4,510.81</b>	<b>4,510.81</b>	<b>4,510.81</b>
<b>Financial liabilities</b>					
Borrowings	-	-	1,820.34	1,820.34	1,820.34
Trade payables	-	-	2,501.92	2,501.92	2,501.92
Other current financial liabilities	-	-	251.08	251.08	251.08
<b>Total</b>	-	-	<b>4,573.34</b>	<b>4,573.34</b>	<b>4,573.34</b>

#### Risk management objectives

##### Risk management framework

The Company has exposure to the following risks arising from financial instruments:

- Liquidity risk;
- Credit risk ;and
- Foreign currency risk

The Company's board of directors has overall responsibility for the establishment and oversight of the Company's risk management framework.

The Company's risk management policies are established to identify and analyse the risks faced by the Company, to set appropriate risk limits and controls and to monitor risks and adherence to limits. Risk management policies and systems are reviewed periodically to reflect changes in market conditions and the Company's activities. The Company, through its training, standards and procedures, aims to maintain a disciplined and constructive control environment in which all employees understand their roles and obligations.

The board of directors oversees how management monitors compliance with the company's risk management policies and procedures, and reviews the adequacy of the risk management framework in relation to the risks faced by the Company. The board of directors is assisted in its oversight role by internal audit. Internal audit undertakes both regular and ad hoc reviews of risk management controls and procedures, the results of which are reported to the board of directors.

#### Financial risk

The Company's Board approved financial risk policies comprise liquidity, currency, interest rate and counterparty risk. The Company does not engage in speculative treasury activity but seeks to manage risk and optimize interest through proven financial instruments.

a) Liquidity

The Company requires funds both for short-term operational needs as well as for long-term investment programme mainly in growth projects.

The Company remains committed to maintaining a healthy liquidity, gearing ratio, deleveraging and strengthening our balance sheet. The maturity profile of the Company's financial liabilities based on the remaining period from the date of balance sheet to the contractual maturity date is given in the table below. The figures reflect the contractual undiscounted cash obligation of the Company.

Financial liabilities	As at March 31, 2024		
	<1 year	1-2 Years	Total
Borrowings	-	-	-
Trade payables	1,057.12	-	1,057.12
Other Current financial liabilities	203.53	-	203.53
<b>Total</b>	<b>1,260.65</b>	<b>-</b>	<b>1,260.65</b>

Financial liabilities	As at March 31, 2023		
	<1 year	1-2 Years	Total
Borrowings	1,820.34	-	1,820.34
Trade payables	2,501.92	-	2,501.92
Other Current financial liabilities	251.08	-	251.08
<b>Total</b>	<b>4,573.34</b>	<b>-</b>	<b>4,573.34</b>

b) Credit risk

Credit risk refers to the risk that counterparty will default on its contractual obligations resulting in financial loss to the Company. The Company has adopted a policy of only dealing with creditworthy counterparties and obtaining sufficient collateral, where appropriate, as a means of mitigating the risk of financial loss from defaults. The Company regularly monitors its counterparty limits by reviewing the outstanding balance and ageing of the same.

Possible credit risk

Credit risk related to trade receivables and loans

Credit risk management

Credit risk is the risk of financial loss to the Company if a customer or counterparty to a financial instrument fails to meet its contractual obligations, and arises principally from the Company's receivables from customers and investment securities. Credit risk is managed through credit approvals, establishing credit limits and continuously monitoring the creditworthiness of customers to which the Company grants credit terms in the normal course of business. The Company establishes an allowance for doubtful debts and impairment that represents its estimate of incurred losses in respect of trade and other receivables and investments. The loans advanced by the company carries interest and are granted to its employees after evaluating the purpose.

Moreover, given the diverse nature of the Company's businesses trade receivables are spread over a number of customers with no significant concentration of credit risk.

Receivables are deemed to be past due or impaired with reference to the Company's normal terms and conditions of business. These terms and conditions are determined on a case to case basis with reference to the customer's credit quality and prevailing market conditions. Receivables that are classified as 'past due' in the above tables are those that have not been settled within the terms and conditions that have been agreed with that customer.

Credit risk related to bank balances

Company holds bank balances with reputed and creditworthy banking institution within the approved exposures limit of each bank. None of the Company's cash equivalents, including time deposits with banks, are past due or impaired.

Other Credit risk

The company is exposed to credit risk in relation to loans and security deposits

The carrying value of the financial assets other than cash represents the maximum credit exposure. The Company's maximum exposure to credit risk at March 31, 2024 is INR 7,505.67 lacs and at March 31, 2023 is INR 4,510.31 lacs.

c) Foreign currency risk

The company is exposed to currency risk on account of import and export of goods or services from other countries. The functional currency of the company is Indian Rupee. Considering the countries and economic environment from which the company imports, its operations are subject to risks arising from the fluctuations primarily in the US dollar. Currency risk exposure is evaluated and managed through advance payments for procurements.

Nature	Currency	March 31, 2024		Impact on profit before tax and equity	
		Foreign Currency in Lacs.	Indian Rupees in Lacs.	1% increase in Lacs.	1% decrease in Lacs.
Receivables	US Dollar (USD)	3.15	262.74	2.63	(2.63)
Payables	US Dollar (USD)	3.74	311.59	(3.12)	3.12

Nature	Currency	March 31, 2023		Impact on profit before tax and equity	
		Foreign Currency in Lacs.	Indian Rupees in Lacs.	1% increase in Lacs.	1% decrease in Lacs.
Receivables	US Dollar (USD)	0.30	24.70	0.25	(0.25)
Payables	US Dollar (USD)	0.18	14.66	(0.15)	0.15



### 34 Segment Reporting

#### A. Basis for segmentation

The operations of the Company are limited to one segment viz. manufacturing of API (Active Pharmaceuticals Ingredients), which as per Ind AS-108 "Operating Segments".

The Company's Chief Operating Decision Maker (CODM) reviews the internal management reports on a periodic basis for the purpose of evaluation of performance. Accordingly, management has identified manufacturing of API (Active Pharmaceuticals Ingredients) segment as the only operating segment for the Company.

#### B. Geographic Information

The geographic information analyses the Entity's revenue by the Company's Country of domicile. In presenting the geographic information, segment revenue has been based on the selling location in relation to sale to Customer.

##### a) Revenue from external customers

Particulars	Year ended March 31, 2024	Year ended March 31, 2023
Within India	17,880.71	20,172.26
Outside India	1,729.05	123.52
	<b>19,609.76</b>	<b>20,295.78</b>

##### b) Non Current assets (other than deferred tax assets and financial instruments)

Particulars	Year ended March 31, 2024	Year ended March 31, 2023
Within India	12,689.58	13,577.01
Outside India	-	-
	<b>12,689.58</b>	<b>13,577.01</b>

##### C) Major Customer

Revenue from the major customer based in India represented INR 16,301.10 lacs (March 31, 2023 : INR 18,782.35 lacs) and outside India INR Nil lacs (March 31, 2023 : INR Nil) out of Company's total revenues.

### 35 Capital Management

For the purpose of the Company's capital management, capital includes issued equity capital and all other equity reserves attributable to the equity holders of the Company. The primary objective of the Company's capital management is to safeguard the Company's ability to remain as a going concern and maximise the shareholder value.

The Company manages its capital structure and makes adjustments in light of changes in economic conditions, annual operating plans and long term and other strategic investment plans. In order to maintain or adjust the capital structure, the Company may adjust the amount of dividend paid to shareholders, return capital to shareholders or issue new shares. The current capital structure of the Company is equity based and financing through short term borrowings. The funding requirements are met through a mixture of equity, internal fund generation and short term borrowings as per the Company's policy to meet anticipated funding requirements.

No changes were made in the objectives, policies or processes for managing capital during the year ended March 31, 2024 and March 31, 2023.

### 36 Contingent liabilities and commitments

#### (i) Contingent liabilities

The company does not foresee any liability arising in future on account of any litigation/event not accounted for.

#### (ii) Commitments

Estimated amount of contracts remaining to be executed on capital account and not provided for are INR 109.32 lacs (March 31, 2023 : INR 132.33 lacs).

(iii) The Company does not have any long-term contracts including derivative contracts for which there are any material foreseeable losses.

**37 Related Party Disclosures**

In accordance with the requirements of Indian Accounting Standard (Ind- AS) – 24 'Related Party Disclosures' the names of the related party where control exists/able to exercise significant influence along with the aggregate transactions during the year end balances with

**A. List of Related Parties (with whom the company had transactions during the year)**

Holding company	Mankind Pharma Limited	
Fellow Subsidiaries	JPR Labs Private Limited Mediforce Healthcare Private Limited Mediforce Research Private Limited Copmed Pharmaceuticals Private Limited	
Key Management Personnel (KMP)	Abhay Kr Srivastava Anil Kumar Anju Kumari Jha	Wholtime Director Director Director
Others	ANM Pharma Private Limited Sirmour Remedies Private Limited J. K. Print Packs AS Packers	

**B. Transactions occurred during the year**

Particulars	Holding Company		Fellow Subsidiary		Others		Total	
	year ended March 31,2024	year ended March 31,2023	year ended March 31,2024	year ended March 31,2023	year ended March 31,2024	year ended March 31,2023	year ended March 31,2024	year ended March 31,2023
<b>a. Sale of goods (net)</b>								
Mankind Pharma Limited	16,010.54	18,782.35	-	-	-	-	16,010.54	18,782.35
JPR Labs Private Limited	-	-	-	118.84	-	-	-	118.84
J. K. Print Packs	-	-	-	-	108.82	269.32	108.82	269.32
Sirmour Remedies Private Limited	-	-	-	-	152.56	71.84	152.56	71.84
Mediforce Healthcare Private Limited	-	-	1.42	116.01	-	-	1.42	116.01
Mediforce Research Private Limited	-	-	-	0.85	-	-	-	0.85
Copmed Pharmaceuticals Private Limited	-	-	6.03	-	-	-	6.03	-
	<b>16,010.54</b>	<b>18,782.35</b>	<b>7.44</b>	<b>235.70</b>	<b>261.38</b>	<b>341.16</b>	<b>16,279.36</b>	<b>19,359.21</b>
<b>b. Sale of Services</b>								
Mankind Pharma Limited	290.56	-	-	-	-	-	290.56	-
	<b>290.56</b>	<b>-</b>	<b>-</b>	<b>-</b>	<b>-</b>	<b>-</b>	<b>290.56</b>	<b>-</b>
<b>c. Purchase of goods</b>								
Mankind Pharma Limited	5.77	22.67	-	-	-	-	5.77	22.67
AS Packers	-	-	-	-	0.23	-	0.23	-
JPR Labs Private Limited	-	-	617.76	167.74	-	-	617.76	167.74
	<b>5.77</b>	<b>22.67</b>	<b>617.76</b>	<b>167.74</b>	<b>0.23</b>	<b>-</b>	<b>623.77</b>	<b>190.42</b>
<b>d. Liabilities transfer from</b>								
Mankind Pharma Limited	18.33	-	-	-	-	-	18.33	-
	<b>18.33</b>	<b>-</b>	<b>-</b>	<b>-</b>	<b>-</b>	<b>-</b>	<b>18.33</b>	<b>-</b>
<b>e. Purchase of service</b>								
Mankind Pharma Limited	530.40	2,276.91	-	-	-	-	530.40	2,276.91
	<b>530.40</b>	<b>2,276.91</b>	<b>-</b>	<b>-</b>	<b>-</b>	<b>-</b>	<b>530.40</b>	<b>2,276.91</b>
<b>f. Purchase of property, plant and equipment</b>								
Mankind Pharma Limited	10.42	-	-	-	-	-	10.42	-
	<b>10.42</b>	<b>-</b>	<b>-</b>	<b>-</b>	<b>-</b>	<b>-</b>	<b>10.42</b>	<b>-</b>
<b>g. Sale of property, plant and equipment</b>								
JPR Labs Private Limited	-	-	-	12.50	-	-	-	12.50
Mankind Pharma Limited	128.22	6.08	-	-	-	-	128.22	6.08
	<b>128.22</b>	<b>6.08</b>	<b>-</b>	<b>12.50</b>	<b>-</b>	<b>-</b>	<b>128.22</b>	<b>18.58</b>
<b>h. Interest Expenses</b>								
Mankind Pharma Limited	26.86	234.48	-	-	-	-	26.86	234.48
	<b>26.86</b>	<b>234.48</b>	<b>-</b>	<b>-</b>	<b>-</b>	<b>-</b>	<b>26.86</b>	<b>234.48</b>
<b>i. Repayment of borrowings</b>								
Mankind Pharma Limited	1,844.51	4,423.45	-	-	-	-	1,844.51	4,423.45
	<b>1,844.51</b>	<b>4,423.45</b>	<b>-</b>	<b>-</b>	<b>-</b>	<b>-</b>	<b>1,844.51</b>	<b>4,423.45</b>
<b>j. Guarantee Commission Paid</b>								
Mankind Pharma Limited	12.00	9.00	-	-	-	-	12.00	9.00
	<b>12.00</b>	<b>9.00</b>	<b>-</b>	<b>-</b>	<b>-</b>	<b>-</b>	<b>12.00</b>	<b>9.00</b>

**C. Balances outstanding as at the year end**

Particulars	Holding Company		Fellow Subsidiary		Others		Total	
	As at March 31, 2024	As at March 31 ,2023	As at March 31, 2024	As at March 31, 2023	As at March 31 ,2024	As at March 31 ,2023	As at March 31 ,2024	As at March 31 ,2023
<b>a. Trade Payables</b>								
Mankind Pharma Limited	51.58	714.87	-	-	-	-	51.58	714.87
JPR Labs Private Limited	-	-	199.10	39.53	-	-	199.10	39.53
ANM Pharma Private Limited	-	-	-	-	-	-	-	-
	<b>51.58</b>	<b>714.87</b>	<b>199.10</b>	<b>39.53</b>	<b>-</b>	<b>-</b>	<b>250.67</b>	<b>754.40</b>
<b>b. Borrowings</b>								
Mankind Pharma Limited	-	1,820.34	-	-	-	-	-	1,820.34
	<b>-</b>	<b>1,820.34</b>	<b>-</b>	<b>-</b>	<b>-</b>	<b>-</b>	<b>-</b>	<b>1,820.34</b>
<b>c. Trade receivables</b>								
Mankind Pharma Limited	1,810.98	2,952.20	-	-	-	-	1,810.98	2,952.20
JPR Labs Private Limited	-	-	-	154.92	-	-	-	154.92
Mediforce Healthcare Private Limited	-	-	-	37.70	-	-	-	37.70
Sirmour Remedies Private Limited	-	-	-	-	-	-	-	-
Copmed Pharmaceuticals Private Limited	-	-	3.78	-	-	-	3.78	-
J. K. Print Packs	-	-	-	-	-	152.60	-	152.60
	<b>1,810.98</b>	<b>2,952.20</b>	<b>3.78</b>	<b>192.62</b>	<b>-</b>	<b>152.60</b>	<b>1,814.75</b>	<b>3,297.42</b>
<b>d. Financial guarantee taken</b>								
Mankind Pharma Limited	1,500.00	1,500.00	-	-	-	-	1,500.00	1,500.00
	<b>1,500.00</b>	<b>1,500.00</b>	<b>-</b>	<b>-</b>	<b>-</b>	<b>-</b>	<b>1,500.00</b>	<b>1,500.00</b>

**38 Earning Per Share**

Basic earnings per equity share has been computed by dividing net profit after tax by the weighted average number of equity shares outstanding for the year. Diluted earnings per equity share has been computed using the weighted average number of equity shares and dilutive potential equity shares outstanding during the year.

		Year ended March 31, 2024	Year ended March 31, 2023
Net profit after tax	INR Lacs	6,308.89	3,915.21
Weighted average number of equity shares outstanding during the year	Numbers	14,04,98,730	14,04,98,730
Nominal value of equity share	INR	10	10
Basic earnings per share	INR	4.49	2.79
Diluted earnings per share	INR	4.49	2.79

**39 Expenditure on Corporate Social Responsibility**

As per provisions of section 135 of the Companies Act, 2013, the Company has to incur at least 2% of average net profits of the preceding three financial years towards the Corporate Social Responsibility ("CSR"). Accordingly, a CSR committee has been formed for carrying out CSR activities as per the Schedule VII of the Companies Act, 2013. Details are as under:

Particulars	Year ended March 31, 2024	Year ended March 31, 2023
<b>Details of CSR Expenditure:</b>		
Amount required to be spent as per section 135 of the Act (Including CSR expenditure relating to previous years unspent amount)	100.21	44.75
Amount approved by the Board to be spent during the year	100.21	44.75
Amount spent during the year on :		
(i) Construction/ acquisition of assets	-	-
(ii) On purpose other than above	100.21	44.75
Details related to spent / unspent obligations:		
(i) Contribution to Charitable Trust	100.21	44.75
(ii) Unspent amount in relation to:		
<b>Total amount spent</b>	<b>100.21</b>	<b>44.75</b>
Less: Excess spent during the year to be carry forward to next year	-	-
<b>Total amount recognised in the statement of profit and loss</b>	<b>100.21</b>	<b>44.75</b>
<b>Unspent Amount</b>	<b>-</b>	<b>-</b>
<b>Note:</b>		

For the year ended March 2022 as per provisions of section 135 of the Companies Act, 2013, the Company had to incur at least 2% of average net profits of the preceding three financial years towards Corporate Social Responsibility ("CSR"). However, the average of the preceding three financial years resulted into loss and therefore the Company was neither required to form a CSR committee nor to spend the amount on CSR as per the provisions of section 135 of the Act.

40 There were no amounts which were required to be transferred to the Investor Education and Protection Fund by the Company.

41 The Board Of Directors of the Company at their meeting held on October 31, 2023 approved a scheme of amalgamation under Sections 230 to 232 read with other applicable provisions of the Companies Act 2013, involving amalgamation of Jaspack Industries Private Limited, JPR Labs Private Limited and Shree Laboratory Private Limited (wholly owned subsidiaries) with Mankind Pharma Limited ( holding company) on going concern basis. The scheme has been filed with National Company Law Tribunal (NCLT). The Company will account for the effect of the scheme once approved by NCLT in accordance with Ind-AS.

42 The Income Tax Department ("the Department") had conducted a Search under Section 132 of the Income Tax Act ("the Search") on the Holding Company ("Mankind Pharma Limited") in May 2023. Pursuant to the search conducted on the Holding Company, Shree Jee Laboratory Private Limited ("the Company") has received notices under Section 148 of the Income Tax Act 1961 in October 2023 requiring the Company to submit income tax returns for AY 2020-21, 2021-22 and 2022-23. The Company has revised its income tax returns for the above-mentioned Assessment Years. However, based on the assessment made by the Management and its legal advisor, the Company is of the view that no material adjustments are required to these financial results.

43 The Company has used accounting software for maintaining its books of account which has a feature of recording audit trail (edit log) facility and the same has operated throughout the year for all relevant transactions recorded in the software, except that audit trail feature is not enabled for direct changes to data for users with certain privileged access rights and also for certain changes made using privileged/ administrative access right. Further, in respect of software used in maintaining payroll records which operated and maintained by a third party service provider, in absence of service organisation controls report, management is unable to determine whether audit trail feature of the underlying database was enabled and operated throughout the year. Further no instance of audit trail feature being tampered with was noted in respect of accounting software except that in absence of service organisation controls report, we are unable to assess the same in respect of the software used to maintain payroll records.

**44 Government Grant**

Government grant receivable includes assistance in the form of export incentives under Foreign Trade Policy.

	Year ended March 31, 2024	Year ended March 31, 2023
Opening balance	-	-
Add: grant income accrued during the year	35.86	-
Less: government grant utilised	(23.66)	-
Closing balance	<b>12.20</b>	<b>-</b>

45 Ratio analysis and its elements

Ratio	Numerator	Denominator	Year ended March 31, 2024 (a)	Year ended March 31, 2023 (b)	% Change (c=(a-b)/b)	Remarks
Current Ratio	Current Assets	Current Liabilities	7.00	1.94	260.82%	Refer comment 1
Debt- Equity Ratio	Total Debt	Shareholder's Equity	0.00	0.10	(100.00%)	Refer comment 2
Debt Service Coverage ratio	Earnings for debt service = Net profit after taxes + Non- cash operating	Debt service = Interest & Lease Payments + Principal Repayments	3.68	1.68	119.05%	Refer comment 2
Return on Equity ratio	Net Profits after taxes - Preference Dividend	Average Shareholder's Equity	31.00%	25.00%	24.00%	
Inventory Turnover ratio	Cost of goods sold	Average Inventory	1.34	1.74	(22.99%)	
Trade Receivable Turnover Ratio	Net credit sales = Gross credit sales - sales return	Average Trade Receivable	6.57	5.42	21.22%	
Trade Payable Turnover Ratio	Net credit purchases = Gross credit purchases - purchase return	Average Trade Payables	2.80	3.72	(24.73%)	
Net Capital Turnover Ratio	Net sales = Total sales - sales return	Working capital = Current assets - Current liabilities	1.98	4.23	(53.19%)	Refer comment 3
Net Profit ratio	Net Profit	Net sales = Total sales - sales return	32.00%	19.00%	68.42%	Refer comment 4
Return on Capital Employed	Earnings before interest and taxes	Capital Employed = Tangible Net Worth + Total Debt + Deferred Tax liability	33.00%	28.00%	17.86%	

Reason for change more than 25% :

- The movement in current year is on account of disproportionate decrease in current liabilities primarily due to repayment of borrowings.
- The movement in current year is on account of repayment of borrowings.
- The movement in current year is on account of disproportionate decrease in sales.
- The movement in current year is on account of disproportionate decrease in sales and increase in net profit.

46 Other Information

- The Company does not have any charges or satisfaction which is yet to be registered with ROC beyond the statutory year,
- The Company have not traded or invested in Crypto currency or Virtual Currency during the financial year
- The Company have not advanced or loaned or invested funds to any other person(s) or entity(ies), including foreign entities (Intermediaries) with the understanding that the Intermediary shall:
  - directly or indirectly lend or invest in other persons or entities identified in any manner whatsoever by or on behalf of the company (Ultimate Beneficiaries) or
  - provide any guarantee, security or the like to or on behalf of the Ultimate Beneficiaries
- The Company have not received any fund from any person(s) or entity(ies), including foreign entities (Funding Party) with the understanding (whether recorded in writing or otherwise) that the Company shall:
  - directly or indirectly lend or invest in other persons or entities identified in any manner whatsoever by or on behalf of the Funding Party (Ultimate Beneficiaries) or
  - provide any guarantee, security or the like on behalf of the Ultimate Beneficiaries
- The Company have not any such transaction which is not recorded in the books of accounts that has been surrendered or disclosed as income during the year in the tax assessments under the Income Tax Act, 1961 (such as, search or survey or any other relevant provisions of the Income Tax Act, 1961
- The Company do not have any Benami property, where any proceeding has been initiated or pending against the Company for holding any Benami property.
- The Company has not been declared as wilful defaulter by any bank or financial institution or government or any government authority.
- The Company has complied with the number of layers prescribed under the Companies Act, 2013.
- The Company has complied with the number of layers prescribed under the Companies Act, 2013 or section 560 of Companies Act, 1956.
- The Company does not have any transactions with companies struck off under section 248 of the Companies Act, 2013 or section 560 of Companies Act, 1956.


As per our report of even date

For Goel Gaurav & Co.  
Chartered Accountants  
ICAI Firm's Registration Number: 022467C

Gaurav Goel  
Proprietor  
Membership number: 528323



For and on behalf of the Board of Directors

  
Abhay Kumar Srivastava  
Whole-time Director  
DIN - 08040683

  
Anil Kumar  
Director  
DIN - 08039463

  
Paramvir Singh  
Chief Financial Officer

  
Sharwani Charan  
Company Secretary  
Membership No. A56264

Place: New Delhi  
Date: May 14, 2024

Place: New Delhi  
Date: May 14, 2024